



2010 - 2011 Budget-in-Brief



Ramsey County
Minnesota

2010 - 2011 Budget-in-Brief Ramsey County, Minnesota

BOARD OF COMMISSIONERS

Tony Bennett, District 1
Jan Parker, District 2
Janice Rettman, District 3
Toni Carter, District 4
Rafael Ortega, District 5
Jim McDonough, District 6
Victoria Reinhardt, District 7

COUNTY MANAGER

Julie Kleinschmidt

The data is based on the budget
adopted on December 15, 2009

Mission Statement

**Ramsey County - Working With
You to Enhance Our Quality
of Life**

Values Statement

**Ramsey County is community
centered and serves the citizens
with integrity, honesty, respect,
innovation and responsibility.**

TABLE OF CONTENTS

<u>GENERAL BUDGET INFORMATION</u>	<u>PAGE</u>
2010 Approved Budget and Tax Levy Summary.....	1
Pie Charts - 2010 Where County Dollar Comes From / Goes.....	2
Comparison of 2009 Budget with 2010 Budget	3
2011 Approved Budget Summary.....	4
Pie Charts - 2011 Where County Dollar Comes From / Goes.....	5
Comparison of 2010 Budget with 2011 Budget	6
Estimated Market Values, Net Tax Capacity Values and Rates and County Tax Comparisons	7
Summary of Budget by Department	8
Summary of Positions by Department	9
Comparison of Approps. & Est. Rev. by Major Classification	10
Federal Revenues Summary	11
State Revenues Summary	12

TABLE OF CONTENTS

FUND SUMMARIES

Comparison of Appropriations by Fund	22
Comparison of Estimated Revenues & Fund Balance by Fund ..	23
General Revenue Fund	24
Community Human Services Fund	25
Solid Waste Management Fund	26
Workforce Solutions Program Fund	27
Forfeited Tax Properties Fund	28
Ramsey Conservation District Fund	29
Emergency Communications Fund	30
County Debt Service Fund	31
MPFA Pedestrian Connection Loan Debt Service Fund	32
CAP - Certificates of Participation Fund	33
Griffin Building Revenue Debt Service Fund	34
Care Center Fund	35
Lake Owasso Residence Fund	36
Ponds at Battle Creek Golf Course Fund.....	37
Law Enforcement Services Fund (Contract Cities)	38
Information Services Fund	39
Telecommunications Fund	40
Law Enforcement Center Firing Range Fund	40
Public Works Facility Fund.....	41
Courthouse & City Hall Fund.....	42
Ramsey County Buildings Fund	43
Union Depot Facility Fund	44
County Library Fund	45
Library Facilities Fund	46
Library Debt Service Fund	46

OTHER ACTIVITIES ADMINISTERED BY RAMSEY COUNTY

Ramsey County Regional Railroad Authority Fund.....	47
Community & Economic Development Fund	48
Ramsey / Washington Resource Recovery Project Fund	49

**RAMSEY COUNTY
2010 APPROVED BUDGET AND TAX LEVY
BY TAXING DISTRICT AND FUND**

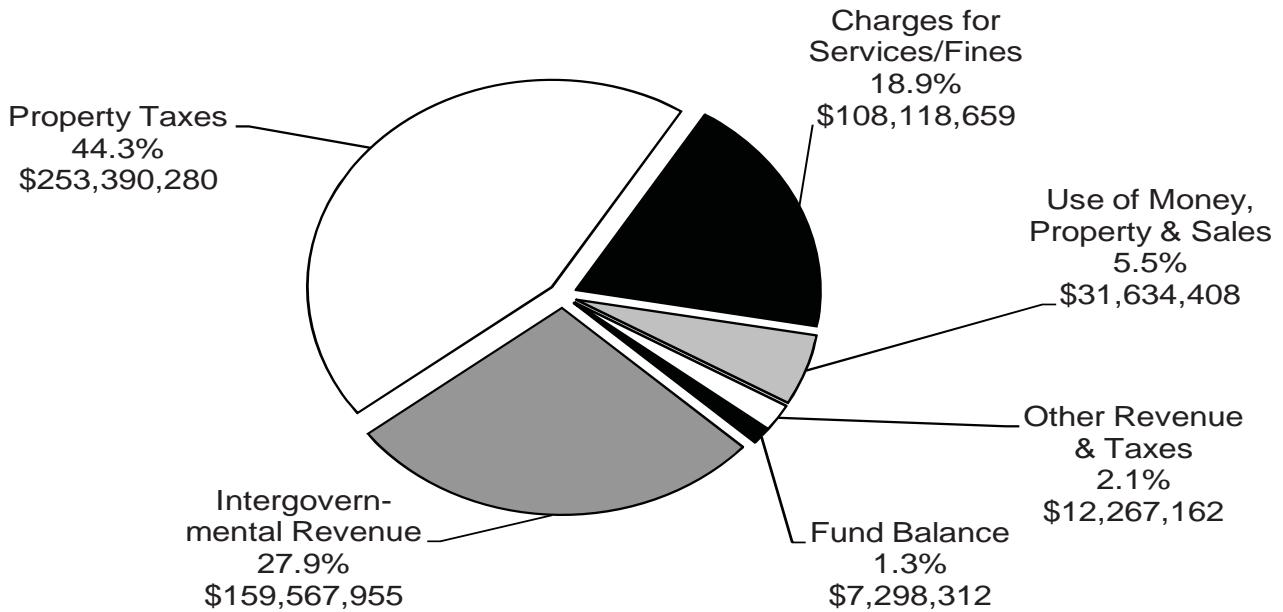
<u>FUND</u>	<u>BUDGET</u>	<u>TAX LEVY</u>
<u>General County Funds:</u>		
General Revenue	254,631,339	140,860,049
Community Human Services	164,320,604	80,877,932
County Debt Service	19,434,407	15,921,209
Emergency Communications	13,730,220	9,302,574
Public Safety Radio System Debt Serv ..	1,822,750	1,913,888
Workforce Solutions Program	23,901,340	405,134
Care Center	14,682,658	375,512
Lake Owasso Residence	8,710,600	270,229
Ramsey Conservation District	367,063	31,791
<u>Non-Tax Funds:</u>		
Solid Waste Management	19,563,283	-
Information Services	11,224,769	-
Ramsey County Buildings	10,982,418	-
Law Enforcement Services (Contract) ...	6,056,802	-
Courthouse and City Hall	4,050,098	-
Telecommunications	1,707,757	-
Public Works Facility	1,250,585	-
Griffin Bldg Rev Bonds Debt Serv	1,040,193	-
Library Facilities	911,479	-
Ponds at Battle Creek Golf Course.....	765,714	-
MPFA Pedestrian Conn Loan Debt Serv	395,061	-
Union Depot Facility	322,668	-
CAP Certificates of Participation	244,063	-
Forfeited Tax Properties	205,250	-
Total General County Funds	560,321,121	249,958,318
Library Operations & Debt Service	11,955,655	10,012,731
2010 Approved Budget & Tax Levy	572,276,776	259,971,049
2009 Approved Budget & Tax Levy	564,883,698	253,013,187
Inc/(Dec) from 2009	7,393,078	6,957,862
Percent Inc/(-Dec) from 2009	1.31%	2.75%

NOTE: The Tax Levy includes the allowance for uncollectible taxes
(2% on operating funds; 5% on debt service funds)

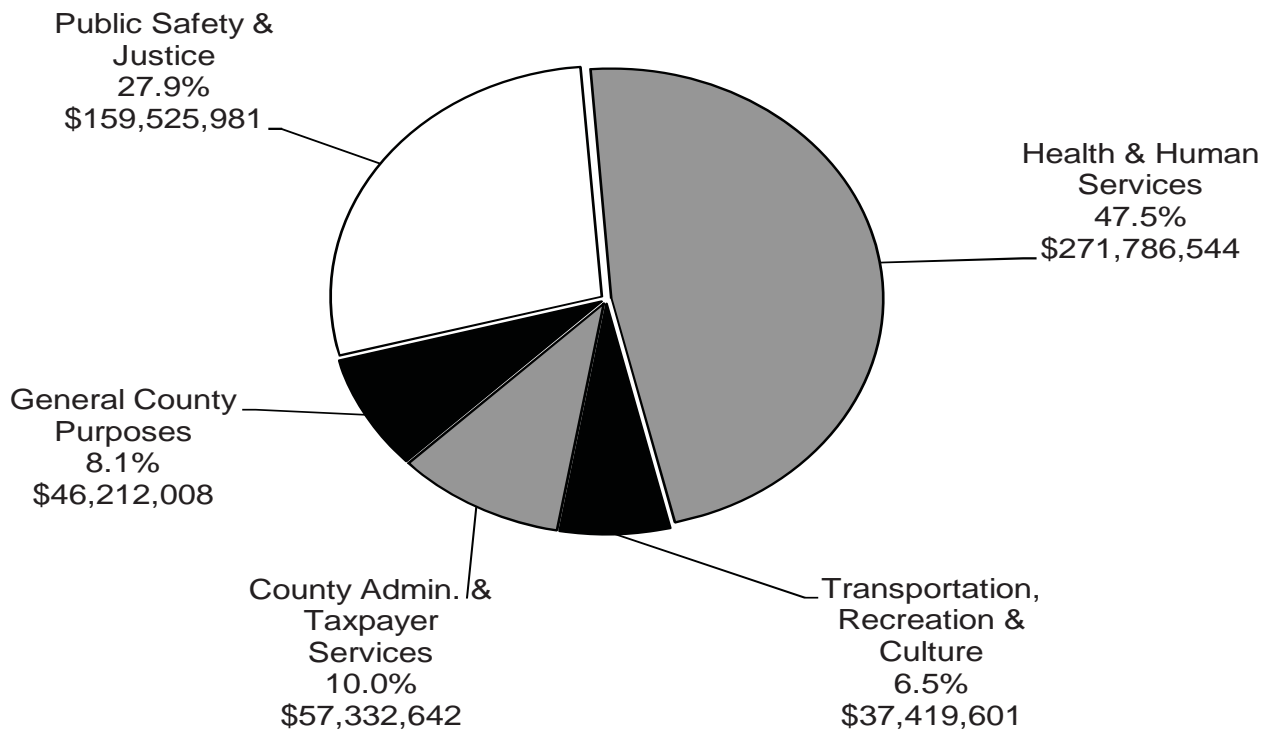
APPROVED

RAMSEY COUNTY - YEAR 2010

Where The County Dollar Comes From
Total \$572,276,776



Where The County Dollar Goes
Total \$572,276,776



RAMSEY COUNTY BUDGET

COMPARISON OF 2009 BUDGET WITH 2010 BUDGET

	2009 Approved <u>Budget</u>	2010 Approved <u>Budget</u>	<u>% of Total</u>
<u>WHERE THE COUNTY DOLLAR COMES FROM</u>			
Charges for Services / Fines	103,883,709	108,118,659	18.9%
<u>Intergovernmental Revenue</u>			
Federal.....	79,990,906	82,658,194	14.4%
State	64,887,351	57,588,036	10.1%
State - Aids	18,284,006	12,424,077	2.2%
Other	4,260,308	6,897,648	1.2%
Total Intergovernmental Revenue	167,422,571	159,567,955	27.9%
Use of Money, Property & Sales	30,108,869	31,634,408	5.5%
Other Revenue & Taxes	9,809,341	12,267,162	2.1%
Property Taxes	247,482,040	253,390,280	44.3%
Fund Balance	6,177,168	7,298,312	1.3%
<i>Total</i>	564,883,698	572,276,776	100.0%

WHERE THE COUNTY DOLLAR GOES

County Admin. & Taxpayer Services	55,475,701	57,332,642	10.0%
General County Purposes	42,816,111	46,212,008	8.1%
Public Safety & Justice	158,265,340	159,525,981	27.9%
Transportation, Recreation & Culture	36,835,027	37,419,601	6.5%
Health & Human Services	271,491,519	271,786,544	47.5%
<i>Total</i>	564,883,698	572,276,776	100.0%

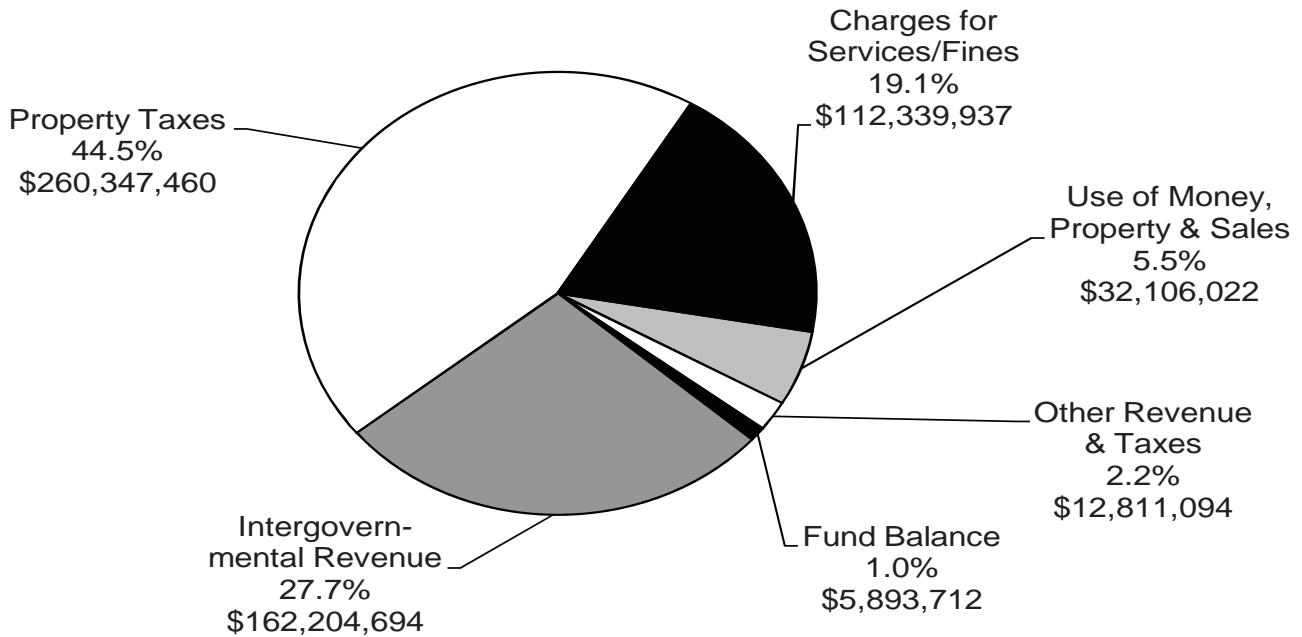
**RAMSEY COUNTY
2011 APPROVED BUDGET
BY TAXING DISTRICT AND FUND**

FUND	BUDGET
<u>General County Funds:</u>	
General Revenue	258,580,642
Community Human Services	170,465,968
Workforce Solutions Program	24,028,170
County Debt Service	22,499,187
Care Center	15,084,689
Emergency Communications	14,338,314
Lake Owasso Residence	8,962,858
Ramsey Conservation District	345,440
<u>Non-Tax Funds:</u>	
Solid Waste Management	19,293,031
Information Services	11,573,813
Ramsey County Buildings	11,157,776
Law Enforcement Services (Contract) ...	6,265,502
Courthouse and City Hall	4,124,493
Telecommunications	1,707,757
Public Works Facility	1,250,501
Library Facilities	1,167,040
Griffin Bldg Rev Bonds Debt Serv	1,044,668
Ponds at Battle Creek Golf Course.....	771,724
MPFA Pedestrian Conn Loan Debt Serv	393,240
Union Depot Facility	329,121
CAP Certificates of Participation	242,444
Forfeited Tax Properties	205,250
Total General County Funds	573,831,628
Library Operations & Debt Service	11,871,291
2011 Approved Budget	585,702,919
2010 Approved Budget	572,276,776
Inc/(Dec) from 2010	13,426,143
Percent Inc/(-Dec) from 2010	2.35%

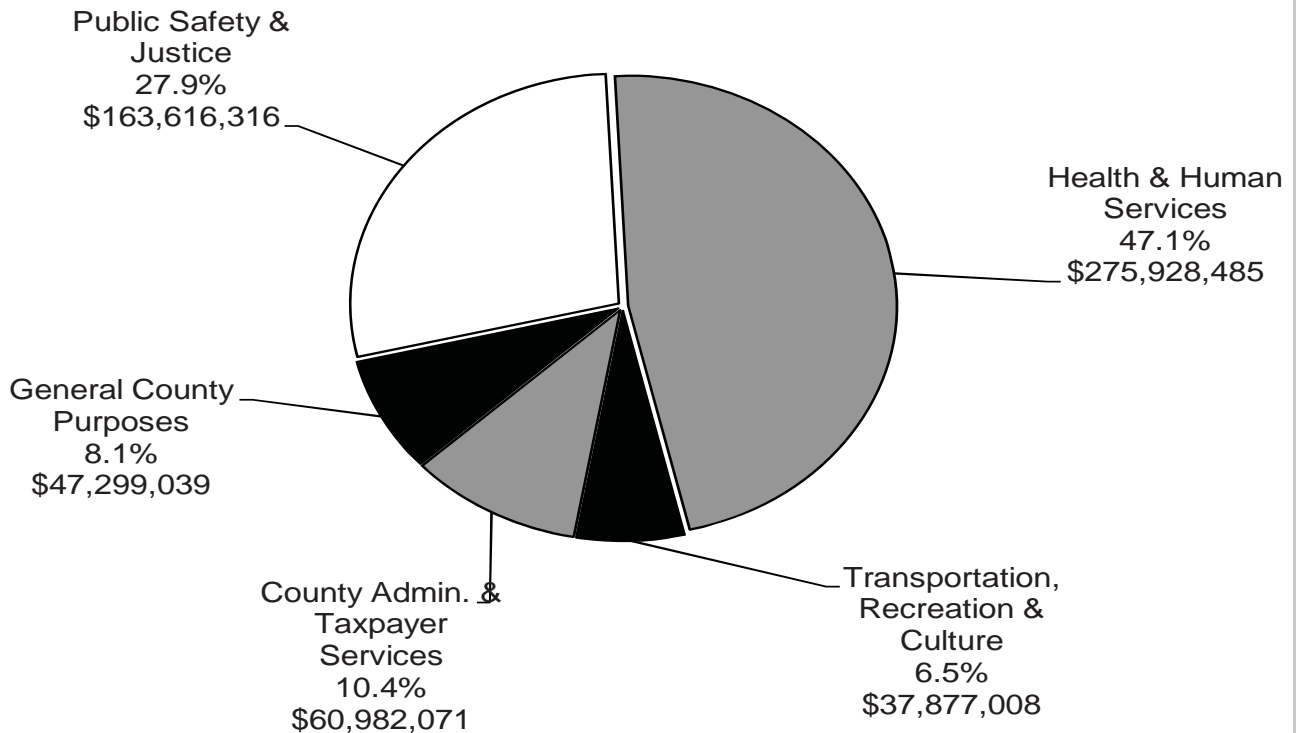
APPROVED

RAMSEY COUNTY - YEAR 2011

*Where The County Dollar Comes From
Total \$585,702,919*



*Where The County Dollar Goes
Total \$585,702,919*



RAMSEY COUNTY BUDGET

COMPARISON OF 2010 BUDGET WITH 2011 BUDGET

	2010 Approved <u>Budget</u>	2011 Approved <u>Budget</u>	<u>% of Total</u>
<u>WHERE THE COUNTY DOLLAR COMES FROM</u>			
Charges for Services / Fines	108,118,659	112,339,937	19.1%
<u>Intergovernmental Revenue</u>			
Federal.....	82,658,194	80,300,521	13.7%
State	57,588,036	62,634,197	10.7%
State - Aids	12,424,077	12,424,077	2.1%
Other	6,897,648	6,845,899	1.2%
Total Intergovernmental Revenue	159,567,955	162,204,694	27.7%
Use of Money, Property & Sales	31,634,408	32,106,022	5.5%
Other Revenue & Taxes	12,267,162	12,811,094	2.2%
Property Taxes	253,390,280	260,347,460	44.5%
Fund Balance	7,298,312	5,893,712	1.0%
<i>Total</i>	<u>572,276,776</u>	<u>585,702,919</u>	<u>100.0%</u>

WHERE THE COUNTY DOLLAR GOES

County Admin. & Taxpayer Services	57,332,642	60,982,071	10.4%
General County Purposes	46,212,008	47,299,039	8.1%
Public Safety & Justice	159,525,981	163,616,316	27.9%
Transportation, Recreation & Culture	37,419,601	37,877,008	6.5%
Health & Human Services	271,786,544	275,928,485	47.1%
<i>Total</i>	<u>572,276,776</u>	<u>585,702,919</u>	<u>100.0%</u>

**ESTIMATED MARKET VALUES
NET TAX CAPACITY VALUES AND RATES
AND COUNTY TAX COMPARISONS**

	2009	Est. 2010
<u>TAXABLE MARKET VALUE †</u>		
City of St. Paul	\$ 22,802,913,000	\$ 21,579,512,400
Suburban	25,574,793,900	24,442,957,000
Total Taxable Market Value	\$48,377,706,900	\$46,022,469,400
Taxable Market Value Decrease from 2009		-4.87%

NET TAX CAPACITY

City of St. Paul	\$279,306,301	\$267,271,674
Suburban	288,656,509	277,594,600
Total Net Tax Capacity	\$567,962,810	\$544,866,274

TAX CAPACITY RATE

City of St. Paul	43.171%	46.427%
Suburban	46.546%	50.067%

(Does not reflect reduction for Disparity Reduction Aid which would apply to property in the City of Saint Paul only)

COUNTY TAX COMPARISON **

	City of Saint Paul		Suburban	
	Est.2010	Change	Est.2010	Change
<u>Taxable Market Value of</u>	<u>County</u>	<u>From</u>	<u>County</u>	<u>From</u>
<u>Home with a</u>	<u>Gross Tax</u>	<u>2009</u>	<u>Gross Tax</u>	<u>2009</u>
\$150,000	\$604	-1.4%	\$629	0.4%
\$200,000	\$852	-1.8%	\$903	0.1%
\$250,000	\$1,101	-1.7%	\$1,176	0.0%
\$300,000	\$1,349	-1.9%	\$1,450	0.1%
 Commercial Property with an				
<u>Estimated Market Value & % Change-</u>		0.0%		0.0%
\$ 150,000	\$693	0.5%	\$716	4.8%
\$ 500,000	\$2,849	0.6%	\$2,944	5.0%
\$1,000,000	\$5,929	0.6%	\$6,129	5.0%

* The 2010 values, rates and taxes are based on the estimated real & personal property values as of Truth-in-Taxation.

** The County tax comparison for residential properties is based on a 8.2% decrease in market values in the City of Saint Paul and a 6.5% decrease in the suburban areas.

SUMMARY OF BUDGET
BY DEPARTMENT

Department	2009 Adjusted Budget	2010 Approved Budget	2011 Approved Budget
Board of County Commissioners	1,907,271	1,934,628	1,997,011
CIP/Equipment Replacement	2,350,000	2,350,000	2,350,000
Charter Commission	1,017	1,136	1,136
Community Action Part. Debt Service....	245,056	244,063	242,444
Community Corrections	60,170,879	61,180,025	62,765,156
Community Human Services	160,766,386	164,320,604	170,465,968
Contingent Account	2,000,000	3,687,423	2,000,000
County Attorney & Child Support/Coll. ...	34,194,848	34,638,645	35,182,646
County Extension Services.....	67,848	65,813	65,813
County Manager	10,800,695	10,627,712	10,939,733
Debt Service	19,985,700	21,257,157	22,499,187
District Court-County Court Functions....	4,106,218	3,649,316	3,618,708
Emergency Communications	13,361,226	13,730,220	14,338,314
General County Expenses	8,932,605	9,369,541	10,898,468
Griffin Building Lease Revenue Bonds	1,039,093	1,040,193	1,044,668
Historical Society of Ramsey County	93,564	90,757	90,757
Information Services	10,086,940	11,224,769	11,573,813
Lake Owasso Residence	8,548,996	8,710,600	8,962,858
Landmark Center	985,565	951,483	941,483
Libraries	9,391,516	9,907,775	9,820,949
Library Debt Service	2,046,265	2,047,880	2,050,342
Medical Examiner	2,159,095	2,204,004	2,236,074
MPFA Pedestrian Conn Loan Debt Srvc	396,702	395,061	393,240
Miscellaneous Health	5,141,785	6,362,220	6,438,755
Parks & Recreation	9,056,993	9,017,452	9,184,686
Ponds at Battle Creek Golf Course	772,360	765,714	771,724
Property Management	18,350,071	20,437,604	20,969,501
Property Records & Revenue	14,329,707	13,106,793	15,500,877
Public Health & Solid Waste Mgmt.....	52,715,949	53,335,001	50,473,924
Public Works	16,088,451	16,319,357	16,721,969
Ramsey Conservation District	446,578	367,063	345,440
Ramsey County Care Center	14,939,769	14,682,658	15,084,689
Sheriff	44,273,074	44,123,771	45,475,418
Technology	5,820,690	5,820,690	5,820,690
Veterans Services	408,308	408,308	408,308
Workforce Solutions	28,902,478	23,901,340	24,028,170
TOTAL	564,883,698	572,276,776	585,702,919

SUMMARY OF POSITIONS
BY DEPARTMENT

Department	2009 Full Time Equivalent Positions	2010 Full Time Equivalent Positions	2011 Full Time Equivalent Positions
Board of County Commissioners	18.00	18.00	18.00
Community Corrections	569.79	550.41	545.41
Community Human Services	1,002.79	1,005.49	992.99
County Attorney & Child Support/Coll. ..	323.20	325.30	323.00
County Extension Services.....	0.25	0.25	0.25
County Manager	94.23	89.60	89.60
District Court-County Court Functions....	4.00	-	-
Emergency Communications	141.75	146.75	146.75
Information Services	61.00	62.00	62.00
Lake Owasso Residence	105.80	103.20	103.20
Libraries	107.53	105.73	104.11
Medical Examiner	15.00	15.00	15.00
Miscellaneous Health	-	1.00	1.00
Parks & Recreation	87.41	82.61	82.61
Ponds at Battle Creek Golf Course	4.00	4.00	4.00
Property Management	77.80	78.80	77.80
Property Records & Revenue	138.00	134.00	134.00
Public Health & Solid Waste Mgmt.....	325.28	317.83	316.63
Public Works	117.58	116.58	116.58
Ramsey County Care Center	179.60	169.70	169.70
Sheriff	408.00	395.50	393.50
Veterans Services	4.00	4.00	4.00
Workforce Solutions	90.40	90.40	90.40
TOTAL	3,875.41	3,816.15	3,790.53

COMPARISON OF APPROPRIATIONS
BY MAJOR CLASSIFICATION

Major Classification	2009 Approved	2010 Approved	2011 Approved
Personal Services	315,284,600	317,823,039	328,769,105
Other Services & Charges.....	115,573,079	118,054,188	121,182,376
Supplies	10,404,079	10,372,610	10,517,371
Operating Capital Outlay.....	9,443,412	9,482,639	9,157,169
Individual/Family Social Services	75,412,536	78,328,131	78,136,366
Contingent	2,000,000	3,687,423	2,511,000
Transfers	17,500	17,500	17,500
Intergovernmental Payments	12,225,000	8,804,042	8,473,852
NSP Loan Payments	17,194	13,748	5,764
Bond Principal	15,351,150	16,518,679	17,775,615
Bond Interest	9,155,148	9,174,777	9,156,801
TOTAL	564,883,698	572,276,776	585,702,919

COMPARISON OF ESTIMATED REVENUE
BY MAJOR CLASSIFICATION

Major Classification	2009 Approved	2010 Approved	2011 Approved
Charges for Services	103,269,709	107,483,659	111,699,937
Fines & Forfeitures	614,000	635,000	640,000
Inter-governmental Revenue-Other	4,260,308	6,897,648	6,845,899
Inter-governmental Revenue-Federal .	79,990,906	82,658,194	80,300,521
Inter-governmental Revenue-State	64,887,351	57,588,036	62,634,197
County Program Aid	18,284,006	12,424,077	12,424,077
Grants & Donations	80,375	249,334	250,948
Licenses & Permits	1,523,401	1,522,986	1,541,846
Sales	1,877,844	1,493,815	1,570,111
Use of Money (Interest)	10,150,553	10,059,700	10,090,606
Use of Property (Rental)	18,080,472	20,080,893	20,445,305
Recovery of Expenses	1,866,930	2,028,225	2,037,810
CHS Program Recoveries	4,071,125	4,803,566	4,598,093
Other Tax Collections	2,175,710	1,859,100	1,859,100
Property Taxes	247,482,040	253,390,280	260,347,460
Operating Transfers In	91,800	1,803,951	2,523,297
Fund Balance	6,177,168	7,298,312	5,893,712
TOTAL	564,883,698	572,276,776	585,702,919

FEDERAL REVENUES SUMMARY

Title	2009 Approved	2010 Approved	2011 Approved
Workforce Solutions Program - Various	24,075,868	21,331,827	21,408,906
Title IV-D Incentive Revenues	1,105,200	1,044,000	1,044,000
Child & Community Svcs. Block Grant .	4,189,289	4,189,289	4,189,289
DD Waiver Case Mgmt & Screening	2,799,037	2,947,887	2,844,397
AFDC IV-E Reimbursements	3,450,000	3,888,613	3,526,441
MN Family Investment Prog. Child Care	1,180,406	1,180,406	1,180,406
TANF Block Grant	3,607,100	3,607,100	3,607,100
Federal Share - Admin Costs	12,454,503	13,479,839	13,311,422
Federal Share - Admin Costs-IV-E	1,215,415	1,340,000	1,356,012
Federal Share - Admin Costs-IV-D	9,617,034	10,332,077	10,628,767
Child Welfare Targeted Case Mgmt	2,317,000	3,008,201	2,413,428
Justice Benefits, Inc.	125,000	120,000	120,000
<u>Various Other Programs & Grants:</u>			
Public Safety & Justice Programs	930,561	1,481,865	755,052
Public Health Grants	4,907,225	5,871,555	4,992,128
Public Health WIC Grant	2,466,288	2,880,000	2,915,100
CHS Social Service Information Sys .	315,000	315,000	315,000
CHS Social Service Grants/Programs	2,060,603	1,978,934	2,427,209
Mental Health Case Mgmt	2,055,223	2,513,947	2,118,210
CADI EW & TBI Case Mgmt	725,154	725,154	725,154
Various Other Grants/Programs	395,000	422,500	422,500
Total Federal Revenues	79,990,906	82,658,194	80,300,521

STATE REVENUES SUMMARY

Title	2009 Approved	2010 Approved	2011 Approved
County Program Aid	18,284,006	12,424,077	12,424,077
PERA Rate Increase Aid	812,316	811,462	811,462
State Aid for Police Pensions	1,552,510	1,647,319	1,678,427
Community Corrections Subsidy	6,367,909	6,257,865	6,257,865
Road Mtce-Regular & Municipal	5,850,648	6,065,772	6,390,557
Community Health Services	3,020,773	2,871,736	2,871,736
Office of Waste Management (SCORE)	1,268,637	1,268,637	1,268,637
DD Waiver Case Mgmt & Screening	2,239,037	2,239,037	2,284,397
Adult & Children Comm Support Prog. .	12,001,588	11,105,588	12,001,588
Various State Cost Reimbursement	2,906,169	2,956,169	2,956,169
Child Support & Enforcement	598,725	327,900	482,400
<u>Various Other Programs & Grants</u>			
Peace Off. Training & Watercraft Reg.	140,000	180,000	184,000
Adult & Juvenile Probation			
Caseload Reductions	2,959,573	2,959,573	2,959,573
Public Safety & Justice Programs	2,938,519	2,288,886	2,327,846
Public Health Grants	2,068,070	2,581,324	574,964
CHS Social Service Grants	14,443,263	10,497,158	16,001,678
Workforce Solutions Programs & Srvcs	4,405,152	2,164,348	2,217,636
Mental Health	1,271,462	1,272,762	1,272,762
Various Other Grants/Programs	43,000	92,500	92,500
Total State Revenues	83,171,357	70,012,113	75,058,274

APPROPRIATION OF FUND BALANCE / RETAINED EARNINGS

<u>Fund Balance:</u>	2009	2010	2011
<u>General Fund:</u>	<u>Approved</u>	<u>Approved</u>	<u>Approved</u>
Property Tax Reduction	705,817	-	-
Contingent - Supporting Housing	-	1,687,423	-
General Election Needs	-	145,637	-
Information Services - GIS Office	-	429,011	451,190
Redistricting	-	-	511,000
Total General Fund	<u>705,817</u>	<u>2,262,071</u>	<u>962,190</u>
 <u>Various Other Funds:</u>			
Solid Waste Management	2,497,633	1,161,325	882,937
Forfeited Tax Properties.....	-	101,850	101,850
Emergency Communications	255,800	-	-
County Debt Service	2,220,000	2,150,000	2,150,000
Care Center - Ret. Earnings	-	137,233	224,322
Lake Owasso Residence - Ret. Earnings	-	510,741	762,999
Ponds at Battle Creek Golf Course - Ret. E ..	256,496	276,882	275,482
Court House / City Hall - Ret. Earnings.....	645,763	761,501	809,573
Ramsey County Buildings - Ret. Earnings.....	(811,841)	(571,291)	(440,641)
Library Operations	-	350,000	-
Library Debt Service	407,500	158,000	165,000
Total Various Other Funds	<u>5,471,351</u>	<u>5,036,241</u>	<u>4,931,522</u>
 Total Fund Balance/Retained Earnings	 <u>6,177,168</u>	 <u>7,298,312</u>	 <u>5,893,712</u>

UNALLOCATED REVENUES

	2009	2010	2011
<u>Unallocated Revenues:</u>	<u>Approved</u>	<u>Approved</u>	<u>Approved</u>
Indirect Cost Allocation Plan	3,702,749	4,148,855	4,289,916
Payments in Lieu of Taxes	1,970,628	4,064,683	4,114,683
Various Other Tax Collections	2,140,710	1,824,100	1,824,100
County Program Aid	18,284,006	12,424,077	12,424,077
Interest on Investments	10,000,000	10,000,000	10,000,000
Total Unallocated Revenues	<u><u>36,098,093</u></u>	<u><u>32,461,715</u></u>	<u><u>32,652,776</u></u>

CONTINGENT ACCOUNTS

	2009	2010	2011
<u>General Contingents:</u>	<u>Approved</u>	<u>Approved</u>	<u>Approved</u>
General Fund:			
Annual Appropriation	2,000,000	2,000,000	2,000,000
Supporting Housing	-	1,687,423	-
Redistricting	-	-	511,000
Total Contingent Accounts	<u><u>2,000,000</u></u>	<u><u>3,687,423</u></u>	<u><u>2,511,000</u></u>

CAPITAL IMPROVEMENT PROGRAM

The Capital Improvement Program generally involves the County's building and highway construction activities. A Capital Improvement Program Advisory Committee, consisting of up to 14 citizens appointed by the County Board, along with County administrative staff, review the various capital improvement requests and make funding recommendations to the County Board.

General Obligation Bonds: (\$16,500,000 for 2010 and \$18,500,000 for 2011)

<u>Major Projects:</u>	2010	2011
	<u>Approved</u>	<u>Approved</u>
Behavioral Health Crisis Center & Commitment Court	\$9,000,000	-
RC Government Center-West Relocation	4,950,000	14,650,000
Keller Golf Course Building Replacement & Course Improvements	-	1,000,000
Potential Projects-Undesignated*	-	300,000
Bond Issuance Costs	50,000	50,000
	\$14,000,000	\$16,000,000

<u>Regular Capital Improvement Projects:</u>	2010	2011
	<u>Approved</u>	<u>Approved</u>
Landmark Center Equipment Revamp-Air Handling Units	\$192,642	-
Landmark Center Equipment Revamp-Public Courtrooms	-	116,946
Medical Examiner Security System Replacement	59,659	-
Parks & Rec-Capital Asset Management-Parks	93,100	50,000
Manitou Ridge Golf Course Maintenance Facility	75,000	-
Parks & Rec-Capital Asset Management-Ice Arenas	435,000	494,000
Turtle Lake Park & Trail Development	128,487	799,054
Major Road Maint. (Scheduled program)	1,000,000	1,000,000
Care Center-Air Conditioning Chiller	221,375	-
Care Center-Patient/Resident Lifting Equipment	69,883	-
Care Center-Air Conditioning Chiller	94,031	-
Historical Society-Roofing at Gibbs Museum	90,823	-
Bond Issuance Costs	40,000	40,000
	\$2,500,000	\$2,500,000

* County Board will approve projects before bonds are sold in 2011. Projects will be considered as submitted by various County departments.

CAPITAL IMPROVEMENT PROGRAM (Continued)

Capital Improvement / Equipment Replacement Levy: (\$2,350,000)

In addition to the general obligation bonding, a tax levy and budget of \$2,350,000 for 2010 and \$2,350,000 for 2011 was approved to finance the equipment replacement schedule for mobile/motorized equipment and expensive facilities operations equipment and for maintenance of buildings and grounds.

<u>FINANCING SUMMARY</u>	2009	2010	2011
	<u>Approved</u>	<u>Approved</u>	<u>Approved</u>
General Obligation Bond Proceeds	\$15,600,000	\$16,500,000	\$18,500,000
Building/Capital Improvement Fund Levy	2,350,000	2,350,000	2,350,000
Other County Funds (Operating Budget - CH/CH, RCGC-East, RCGC-West, JFJC LEC, Courts, 90 W Plato, 911 Dispatch, PW/Patrol Station, Libraries, SW, ERF)	1,310,068	1,751,412	1,751,412
State/Federal/Other Funding Sources	14,040,000	32,505,634	30,919,000
CIP Contingent	-	-	22,459
Total	<u>\$33,300,068</u>	<u>\$53,107,046</u>	<u>\$53,542,871</u>

The State/Federal/Other funding is related to park development projects, road construction and Public Works equipment.

DEBT RETIREMENT FUNDS SUMMARY
Countywide and Suburban
Debt Service Requirements

	2010	2011
<u>APPROPRIATIONS</u>	<u>Approved</u>	<u>Approved</u>
County Debt Service	21,257,157	22,499,187
Library Debt Service	2,047,880	2,050,342
MPFA Ped. Conn. Loan Debt Service.....	395,061	393,240
Total Appropriations	23,700,098	24,942,769
<u>FINANCING</u>		
Inter-gov't Revenue-State (General Aids)	76,600	74,624
Inter-gov't Revenue-State (CSAH)	302,455	302,055
Property Taxes	19,339,392	20,590,890
Taxes - Other	41,500	41,500
Debt Recovery-Lake Owasso Residence	329,950	326,700
Debt Recovery-City of Saint Paul	395,061	393,240
Debt Recovery-Mounds View School District ...	169,500	167,500
Debt Recovery-Productive Day Golf	278,782	282,182
Debt Recovery-Build America Bonds 35% Cr. .	347,603	337,823
Debt Recovery-Nursing Home	111,255	111,255
Fund Balance	2,308,000	2,315,000
Total Financing	23,700,098	24,942,769

BONDED INDEBTEDNESS

<u>Budget</u>	<u>County -</u>	<u>Suburban</u>	<u>Total Debt</u>
<u>Year</u>	<u>wide</u>	<u>Only</u>	<u>Service Levy</u>
2010	17,818,638	1,638,854	19,457,492
2011	19,068,638	1,638,376	20,707,014
2012	21,573,010	1,644,274	23,217,284
2013	21,618,229	1,642,746	23,260,975
2014	19,638,169	1,637,476	21,275,645
2015	19,644,423	1,645,795	21,290,218
2016	14,565,535	1,644,553	16,210,088
2017	14,140,858	1,634,196	15,775,054
2018	14,221,387	1,646,857	15,868,244
2019	14,044,312	1,641,757	15,686,069
2020	13,095,428	1,649,099	14,744,527
2021	12,027,849	1,658,634	13,686,483
2022	8,264,849	1,654,750	9,919,599
2023	6,218,574	1,653,180	7,871,754
2024	5,272,430	883,800	6,156,230
2025	5,272,432	887,626	6,160,058
2026	4,893,978	895,212	5,789,190
2027	3,265,234	896,381	4,161,615
2028	3,294,163	935,414	4,229,577
2029	3,044,803	0	3,044,803
2030	3,044,803	0	3,044,803

General Bonded Debt
Original Issue and Outstanding Amount

Purpose	Original Issue	Outstand - ing as of 12/31/09	2010 Debt Service Budget
1999A Capital Improvement (CIP)	5,485,000	1,800,000	229,275
2001A Capital Improvement (CIP)	11,210,000	6,445,000	1,021,554
2001 G.O. Notes (MPFA Loan)	6,872,000	5,712,000	395,061
2002A Capital Improvement (CIP)	34,710,000	31,750,000	2,066,045
2002 Refunding (1992 Refunding)	30,885,000	17,080,000	3,228,825
2002 State Aid Streets	4,400,000	3,705,000	302,455
2003A Capital Improvement (CIP)	27,015,000	20,790,000	2,064,013
2004A Refunding			
(1994,1995,1997 Refunding)	12,910,000	7,940,000	1,428,200
2004A Capital Improvement (CIP)	17,335,000	11,685,000	1,531,625
2004 Public Safety Radio System .	14,625,000	9,180,000	1,822,750
2004 Library (A)	9,750,000	7,685,000	750,665
2005A Capital Improvement (CIP)	2,500,000	1,610,000	300,650
2005B Advance Refunding			
(1996 & 2000 Refunding)	18,010,000	15,385,000	2,200,100
2006A Capital Improvement (CIP)	6,750,000	5,580,000	617,033
2007A Capital Improvement (CIP)	20,860,000	19,260,000	1,781,925
2008A Capital Improvement (CIP)	6,100,000	5,645,000	566,613
2009A Capital Improvement (CIP)	6,100,000	6,100,000	637,312
2009 Library BAB	15,950,000	15,950,000	1,297,215
TOTAL		193,302,000	22,241,316
2010B Capital Improvement (CIP)	16,500,000	16,500,000	1,458,782
			23,700,098
2003 Lease Revenue Bonds... (B) ..	13,845,000	11,360,000	1,040,193

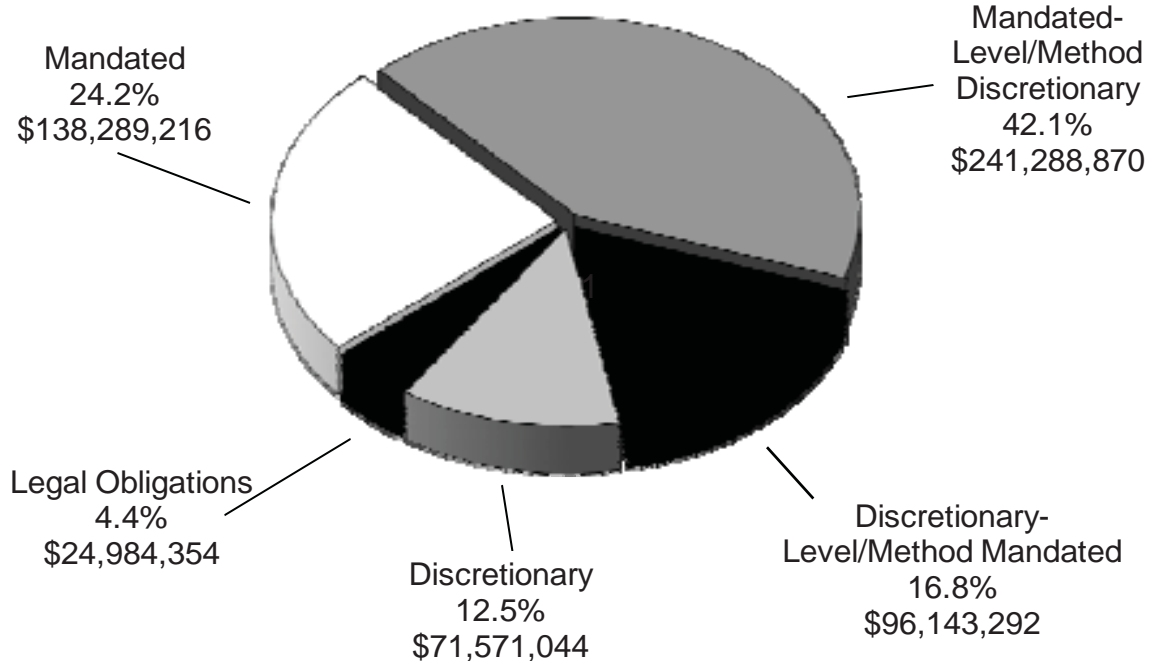
(A) Bonds paid from a tax levy on suburban properties

(B) Bonds paid from lease revenues from the City of St. Paul

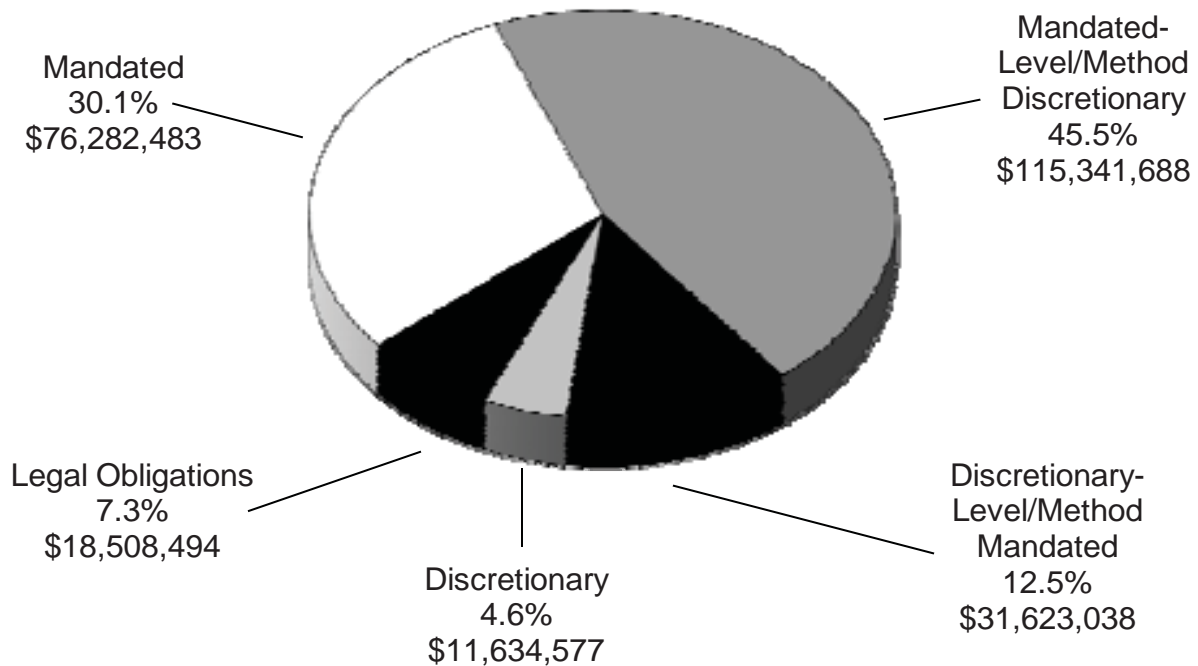
APPROVED

RAMSEY COUNTY - YEAR 2010

Mandated / Discretionary Services by 2010 County Budget - \$572,276,776



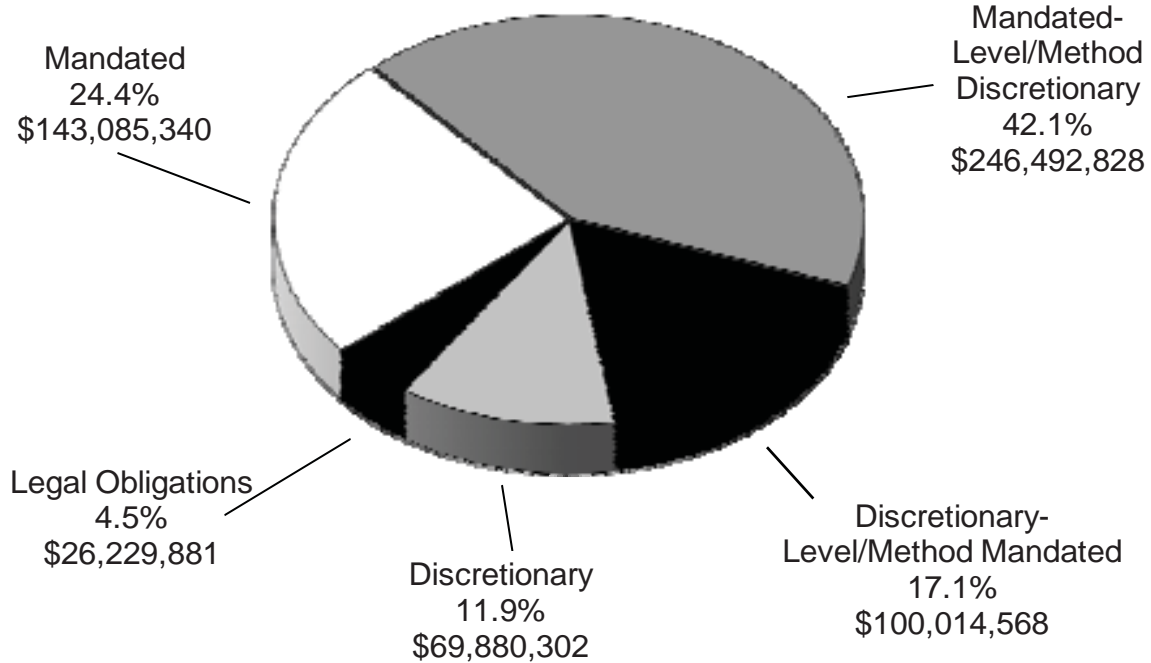
Mandated / Discretionary Services by 2010 County Tax Levy - \$253,390,280



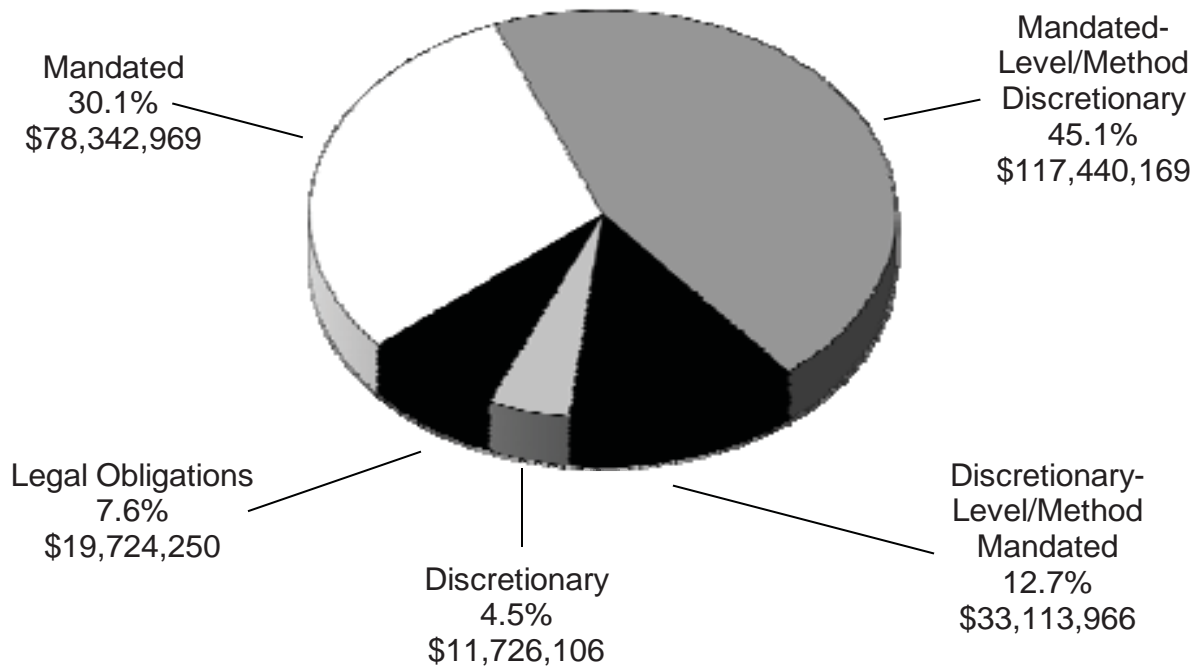
APPROVED

RAMSEY COUNTY - YEAR 2011

Mandated / Discretionary Services by 2011 County Budget - \$585,702,919



Mandated / Discretionary Services by 2011 County Tax Levy - \$260,347,460



MISCELLANEOUS STATISTICAL DATA

Form of Government: Created by Legislature (Oct. 27, 1849)
Home Rule Charter (Nov. 6, 1992)

Area: 170.2 Square Miles

Population: 511,035 (2000 U.S. Census Bureau)

Bond Rating: Ramsey County maintained the following bond ratings for the bonds issued in 2009:

Moody's Investors Service Aaa
Standard & Poor's Corporation AAA

Parks, Recreation & Open Space System:

Regional Parks & Trails	4,350	Acres
County Parks	960	Acres
Undeveloped Open Space Land	636	Acres
Special Use Facilities	323	Acres
11 Ice Arenas	5	Golf Courses
2 Archery Ranges	1	Golf Dome with outdoor mini putt
1 Fairground	1	Horseshoe Court

Number of Employees (as of December 31, 2009):

<u>Employees:</u>	<u>General County</u>	<u>Other *</u>	<u>Total</u>
Classified-Full Time	3,106	46	3,152
Classified-Part Time	747	3	750
Unclassified-Full Time	100	58	158
Unclassified-Part Time	11	11	22
Temporary	<u>472</u>	<u>2</u>	<u>474</u>
Total	<u>4,436</u>	<u>120</u>	<u>4,556</u>

* Other includes employees for the Law Library, Community & Economic Development, Regional Railroad, and the State Funded Public Defender and Court Functions.

General Election (November 4, 2008):

Registered Voters as of 7:00 a.m.		317,028
Election Day Registrants	55,847	
Number of Votes Casted at Polls		278,169
Number of Absentee Ballots	30,786	
Percentage of Eligible Voters Voting		73%

COMPARISON OF APPROPRIATIONS
BY FUND

Fund	2009 Approved	2010 Approved	2011 Approved
General Revenue	249,563,858	254,631,339	258,580,642
Community Human Services	160,766,386	164,320,604	170,465,968
Solid Waste Management	20,841,901	19,563,283	19,293,031
Workforce Solutions Program	28,902,478	23,901,340	24,028,170
Forfeited Tax Properties.....	506,813	205,250	205,250
Ramsey Conservation District	446,578	367,063	345,440
Emergency Communications	13,361,226	13,730,220	14,338,314
County Debt Service	19,985,700	21,257,157	22,499,187
MPFA Ped. Conn. Loan Debt Service	396,702	395,061	393,240
CAP - Certificates of Participation	245,056	244,063	242,444
Griffin Building Revenue Debt Service	1,039,093	1,040,193	1,044,668
Care Center	14,939,769	14,682,658	15,084,689
Lake Owasso Residence	8,548,996	8,710,600	8,962,858
Ponds at Battle Creek Golf Course	772,360	765,714	771,724
Law Enforcement Services	5,980,499	6,056,802	6,265,502
Information Services	10,086,940	11,224,769	11,573,813
Telecommunications	1,675,513	1,707,757	1,707,757
Law Enforcement Center Firing Range	50,000	-	-
Public Works Facility	1,233,910	1,250,585	1,250,501
Courthouse & City Hall	3,905,517	4,050,098	4,124,493
Ramsey County Buildings	9,238,491	10,982,418	11,157,776
Union Depot Facility	-	322,668	329,121
County Library	9,391,516	9,907,775	9,820,949
Library Facilities	958,131	911,479	1,167,040
Library Debt Service	2,046,265	2,047,880	2,050,342
TOTAL	564,883,698	572,276,776	585,702,919

COMPARISON OF ESTIMATED REVENUES & FUND BALANCE
BY FUND

Fund	2009 Approved	2010 Approved	2011 Approved
General Revenue	249,563,858	254,631,339	258,580,642
Community Human Services	160,766,386	164,320,604	170,465,968
Solid Waste Management	20,841,901	19,563,283	19,293,031
Workforce Solutions Program	28,902,478	23,901,340	24,028,170
Forfeited Tax Properties.....	506,813	205,250	205,250
Ramsey Conservation District	446,578	367,063	345,440
Emergency Communications	13,361,226	13,730,220	14,338,314
County Debt Service	19,985,700	21,257,157	22,499,187
MPFA Ped. Conn. Loan Debt Service	396,702	395,061	393,240
CAP - Certificates of Participation	245,056	244,063	242,444
Griffin Building Revenue Debt Service	1,039,093	1,040,193	1,044,668
Care Center	14,939,769	14,682,658	15,084,689
Lake Owasso Residence	8,548,996	8,710,600	8,962,858
Ponds at Battle Creek Golf Course	772,360	765,714	771,724
Law Enforcement Services	5,980,499	6,056,802	6,265,502
Information Services	10,086,940	11,224,769	11,573,813
Telecommunications	1,675,513	1,707,757	1,707,757
Law Enforcement Center Firing Range	50,000	-	-
Public Works Facility	1,233,910	1,250,585	1,250,501
Courthouse & City Hall	3,905,517	4,050,098	4,124,493
Ramsey County Buildings	9,238,491	10,982,418	11,157,776
Union Depot Facility	-	322,668	329,121
County Library	9,391,516	9,907,775	9,820,949
Library Facilities	958,131	911,479	1,167,040
Library Debt Service	2,046,265	2,047,880	2,050,342
TOTAL	564,883,698	572,276,776	585,702,919

GENERAL REVENUE FUND

This fund includes judicial, general administration, property records and appraisal, legal, general government buildings, public safety, health, parks & recreation, public works and several other activities. These services are financed mostly from charges and fees, intergovernmental revenue and property taxes.

APPROPRIATION SUMMARY:

<u>TITLE</u>	<u>2009</u> <u>Approved</u>	<u>2010</u> <u>Approved</u>	<u>2011</u> <u>Approved</u>
Personal Services	172,166,682	172,320,377	178,135,629
Other Services & Charges	59,762,998	63,121,283	62,429,542
Supplies	7,140,032	7,238,826	7,371,848
Capital Outlay	5,924,295	5,820,694	5,708,374
Individual/Family Social Services	2,427,657	2,428,182	2,418,182
Contingent	2,000,000	3,687,423	2,511,000
Intergovernmental Payments	125,000	-	-
NSP Loan Payments	17,194	14,554	6,067
Total Appropriations	249,563,858	254,631,339	258,580,642

FINANCING SUMMARY:

<u>TITLE</u>	<u>2009</u> <u>Approved</u>	<u>2010</u> <u>Approved</u>	<u>2011</u> <u>Approved</u>
Charges for Services	37,905,623	40,059,747	42,854,523
Inter-gov't Revenue-Other	3,443,606	6,052,817	6,002,889
Inter-gov't Revenue-Federal	19,491,308	22,071,997	20,797,547
Inter-gov't Revenue-State	24,629,365	24,299,294	22,842,687
Inter-gov't Rev-State County Program Aid	11,538,484	7,210,661	7,210,661
Grants & Donations	125	723	723
Licenses & Permits	798,401	862,986	881,846
Sales	1,123,258	1,085,315	1,151,611
Use of Money (Interest)	10,000,000	10,000,000	10,000,000
Use of Property (Rentals)	1,101,893	1,233,971	1,246,539
Recovery of Expenses	501,391	503,565	517,780
Other Taxes	1,707,710	1,670,000	1,670,000
Property Taxes	136,525,077	137,547,203	142,692,836
Operating Transfers In	91,800	200,000	200,000
Fund Balance	705,817	1,833,060	511,000
Total Financing	249,563,858	254,631,339	258,580,642

<u>AUTHORIZED PERSONNEL: (FTE)</u>	2,019.49	1,968.83	1,958.33
------------------------------------	-----------------	-----------------	-----------------

COMMUNITY HUMAN SERVICES FUND

This fund is to account for public assistance administration and payments, social services administration and disability categories, clinical services, detoxification services, department financial and support services and special social services grants.

APPROPRIATION SUMMARY:

<u>TITLE</u>	<u>2009</u> <u>Approved</u>	<u>2010</u> <u>Approved</u>	<u>2011</u> <u>Approved</u>
Personal Services	81,773,666	83,903,161	87,215,997
Other Services & Charges	14,648,924	14,261,997	17,256,144
Supplies	734,190	581,027	589,500
Capital Outlay	160,500	163,000	163,000
Individual/Family Social Services	63,449,106	65,411,419	65,241,327
Total Appropriations	160,766,386	164,320,604	170,465,968

FINANCING SUMMARY:

<u>TITLE</u>	<u>2009</u> <u>Approved</u>	<u>2010</u> <u>Approved</u>	<u>2011</u> <u>Approved</u>
Charges for Services	5,381,893	7,487,087	7,531,065
Fines & Forfeitures	14,000	15,000	15,000
Inter-gov't Revenue-Other	60,000	59,270	59,270
Inter-gov't Revenue-Federal	36,038,730	38,869,370	37,709,068
Inter-gov't Revenue-State	33,105,993	28,313,888	34,759,768
Inter-gov't Rev-State County Program Aid	6,013,448	3,905,059	3,905,059
Grants & Donations	80,250	248,611	250,225
Sales	200,000	215,000	220,000
Use of Money (Interest)	5,553	-	11,106
Recovery of Expenses	310,433	336,433	336,433
CHS-Program Recoveries	4,071,125	4,803,566	4,598,093
Other Taxes	375,000	158,100	158,100
Property Taxes	75,109,961	79,013,220	79,312,781
Operating Transfers In	-	896,000	1,600,000
Total Financing	160,766,386	164,320,604	170,465,968

<u>AUTHORIZED PERSONNEL: (FTE)</u>	1,002.79	1,005.49	992.99
------------------------------------	-----------------	-----------------	---------------

SOLID WASTE MANAGEMENT FUND

This fund is to account for collection of the County Environmental Charge which is imposed on the sales price of Waste Management Services as incurred by any person paying for Waste Management Services. Funds are used to license and inspect all solid waste facilities and solid waste haulers; to provide yard waste, household hazardous waste and problem waste management services; provide public education and technical assistance on waste issues; also includes the processing of solid waste.

The Counties of Ramsey and Washington contract with Resource Recovery Technologies (RRT) to process solid waste into biomass fuel at its privately-owned facility in Newport, Minnesota. The biomass fuel is used to generate electricity. This fund includes Ramsey County's costs for the contract with RRT.

APPROPRIATION SUMMARY:

TITLE	2009 Approved	2010 Approved	2011 Approved
Personal Services	2,509,894	2,571,835	2,671,215
Other Services & Charges	6,171,987	8,146,736	8,112,894
Supplies	23,500	14,250	14,250
Capital Outlay	36,520	26,420	20,820
Intergovernmental Payments	12,100,000	8,804,042	8,473,852
Total Appropriations	20,841,901	19,563,283	19,293,031

FINANCING SUMMARY:

TITLE	2009 Approved	2010 Approved	2011 Approved
Charges for Services	16,031,795	16,165,177	16,172,530
Inter-gov't Revenue-Other	230,000	220,000	220,000
Inter-gov't Revenue-State	1,268,637	1,268,637	1,268,637
Licenses & Permits	725,000	660,000	660,000
Use of Property (Rentals)	31,236	38,144	38,927
Recovery of Expenses	57,600	50,000	50,000
Fund Balance	2,497,633	1,161,325	882,937
Total Financing	20,841,901	19,563,283	19,293,031

<u>AUTHORIZED PERSONNEL: (FTE)</u>	37.25	37.25	37.25
---	--------------	--------------	--------------

WORKFORCE SOLUTIONS PROGRAM FUND

This fund is to account for revenues received from the Federal and State governments for the Workforce Incentive Act (WIA) which was enacted in 1973 under the Comprehensive Employment and Training Act. This was revised in 1982 by the Federal Government to provide job training and employment opportunities for the economically disadvantaged, unemployed and under-employed persons.

The Board of County Commissioners approved Ordinance No. 2000-204 on June 13, 2000 which authorized the creation of a new county department called Workforce Solutions. Activities include the management of the Consolidated Program created by Joint Powers Agreement dated March 16, 2000, between Ramsey County and the City of Saint Paul, through a merger of the Ramsey County Job Training Program, the City of Saint Paul Workforce Development Program, and the Ramsey County Minnesota Family Investment Program - Employment Services (MFIP-ES). This merger became effective on July 1, 2000.

APPROPRIATION SUMMARY:

<u>TITLE</u>	<u>2009</u> <u>Approved</u>	<u>2010</u> <u>Approved</u>	<u>2011</u> <u>Approved</u>
Personal Services	5,465,860	4,939,176	5,110,016
Other Services & Charges	13,769,821	8,381,914	8,354,806
Supplies	62,481	51,350	49,158
Capital Outlay	68,543	40,370	37,333
Individual/Family Social Services	9,535,773	10,488,530	10,476,857
Total Appropriations	28,902,478	23,901,340	24,028,170

FINANCING SUMMARY:

<u>TITLE</u>	<u>2009</u> <u>Approved</u>	<u>2010</u> <u>Approved</u>	<u>2011</u> <u>Approved</u>
Inter-gov't Revenue-Federal	24,075,868	21,331,827	21,408,906
Inter-gov't Revenue-State	4,414,524	2,173,720	2,227,008
Property Taxes	412,086	395,793	392,256
Total Financing	28,902,478	23,901,340	24,028,170

<u>AUTHORIZED PERSONNEL: (FTE)</u>	90.40	90.40	90.40
------------------------------------	--------------	--------------	--------------

FORFEITED TAX PROPERTIES FUND

This fund is to account for the fiscal activities of managing properties forfeited to the State of Minnesota for non-payment of taxes. The primary goal is to return these properties to the tax rolls through auctions, sales to local governments, and repurchase by prior owners.

APPROPRIATION SUMMARY:

TITLE	2009 Approved	2010 Approved	2011 Approved
Personal Services	275,063	120,000	120,000
Other Services & Charges	210,750	82,750	82,750
Supplies	13,000	2,500	2,500
Capital Outlay	8,000	-	-
Total Appropriations	506,813	205,250	205,250

FINANCING SUMMARY:

TITLE	2009 Approved	2010 Approved	2011 Approved
Charges for Services	25,100	2,400	2,400
Inter-gov't Revenue-State	912	-	-
Sales	469,801	99,000	99,000
Use of Property (Rentals)	500	2,000	2,000
Recovery of Expenses	10,500	-	-
Fund Balance	-	101,850	101,850
Total Financing	506,813	205,250	205,250

<u>AUTHORIZED PERSONNEL: (FTE)</u>	4.00	0.00	0.00
---	-------------	-------------	-------------

RAMSEY CONSERVATION DISTRICT FUND

This fund is to account for the fiscal activities of the District. The District encourages the protection and improvement of Ramsey County's natural resources.

APPROPRIATION SUMMARY:

TITLE	2009 Approved	2010 Approved	2011 Approved
Personal Services	376,852	304,727	288,799
Other Services & Charges	64,626	56,786	51,091
Supplies	1,600	1,800	1,800
Capital Outlay	3,500	3,750	3,750
Total Appropriations	446,578	367,063	345,440

FINANCING SUMMARY:

TITLE	2009 Approved	2010 Approved	2011 Approved
Charges for Services	372,520	243,505	221,882
Inter-gov't Revenue-State	43,000	92,500	92,500
Property Taxes	31,058	31,058	31,058
Total Financing	446,578	367,063	345,440

EMERGENCY COMMUNICATIONS FUND

This fund is to account for funds provided by member cities and the County for multi-agency dispatching services for law enforcement, fire, and emergency medical responders.

APPROPRIATION SUMMARY:

TITLE	2009 Approved	2010 Approved	2011 Approved
Personal Services	11,151,734	11,621,567	12,214,913
Other Services & Charges	2,031,618	1,988,444	2,029,463
Supplies	122,500	119,209	92,938
Capital Outlay	55,374	1,000	1,000
Total Appropriations	13,361,226	13,730,220	14,338,314

FINANCING SUMMARY:

TITLE	2009 Approved	2010 Approved	2011 Approved
Charges for Services	3,403,614	3,901,131	4,456,598
Inter-gov't Revenue-State	740,000	740,994	740,994
Property Taxes	8,961,812	9,088,095	9,140,722
Fund Balance	255,800	-	-
Total Financing	13,361,226	13,730,220	14,338,314

<u>AUTHORIZED PERSONNEL: (FTE)</u>	141.75	146.75	146.75
---	---------------	---------------	---------------

COUNTY DEBT SERVICE FUND

This fund is to account for the payment of principal, interest and related costs on general County long-term debt.

APPROPRIATION SUMMARY:

TITLE	2009 Approved	2010 Approved	2011 Approved
Bond Principal	12,330,000	13,425,000	14,620,000
Bond Interest	7,655,700	7,832,157	7,879,187
Total Appropriations	19,985,700	21,257,157	22,499,187

FINANCING SUMMARY:

TITLE	2009 Approved	2010 Approved	2011 Approved
Inter-gov't Revenue-Other	10,000	10,500	10,500
Inter-gov't Revenue-State	302,330	302,455	302,055
Inter-gov't Rev-State County Program Aid	-	830,898	830,898
Use of Property (Rentals)	171,250	169,500	167,500
Recovery of Expenses	723,482	816,564	810,994
Other Taxes	93,000	31,000	31,000
Property Taxes	16,465,638	16,946,240	18,196,240
Fund Balance	2,220,000	2,150,000	2,150,000
Total Financing	19,985,700	21,257,157	22,499,187

MPFA PEDESTRIAN CONNECTION LOAN DEBT SERVICE FUND

This fund is to provide the appropriations to pay principal and interest due to the Minnesota Public Facilities Authority (MPFA). In April 2001, the MPFA approved a loan to Ramsey County in the amount of \$6,782,000 with an interest rate of 3.59% for construction of a pedestrian connection between the RiverCentre Complex and the existing skyway system beginning in the Landmark Tower in downtown Saint Paul. The MPFA loan was supported by the issuance of Ramsey County General Obligation Notes Series 2000A.

The principal and interest on this loan is paid from revenues from the City of Saint Paul in accordance with a facility lease between Ramsey County and the City of Saint Paul.

APPROPRIATION SUMMARY:

TITLE	2009 Approved	2010 Approved	2011 Approved
Bond Principal	185,000	190,000	195,000
Bond Interest	211,702	205,061	198,240
Total Appropriations	396,702	395,061	393,240

FINANCING SUMMARY:

TITLE	2009 Approved	2010 Approved	2011 Approved
Inter-gov't Revenue-Other	396,702	395,061	393,240
Total Financing	396,702	395,061	393,240

CAP - CERTIFICATES OF PARTICIPATION FUND

This fund is to account for payments of Certificates of Participation principal, interest and fees for the lease-purchase of a building, and the revenue received through a sub-lease of the same property to Community Action Partnership of Ramsey & Washington Counties. These transactions flow through Wells Fargo Bank Minnesota, the Trustee of the building and issuer of the Certificates of Participation. The revenue and expenditures are entered by journal entry onto the County's system.

APPROPRIATION SUMMARY:

TITLE	2009 Approved	2010 Approved	2011 Approved
Bond Principal	175,000	180,000	185,000
Bond Interest	70,056	64,063	57,444
Total Appropriations	245,056	244,063	242,444

FINANCING SUMMARY:

TITLE	2009 Approved	2010 Approved	2011 Approved
Use of Property (Rentals)	245,056	244,063	242,444
Total Financing	245,056	244,063	242,444

GRIFFIN BUILDING REVENUE DEBT SERVICE FUND

This fund is to account for payments of principal and interest for Lease Revenue Bonds, issued in late 2003, by Ramsey County to finance improvements to the Griffin Building. The Griffin Building is used as the police department headquarters by the City of St. Paul. The City is making payments of principal and interest on these bonds to the Trustee, through a lease purchase agreement with Ramsey County.

APPROPRIATION SUMMARY:

TITLE	2009 Approved	2010 Approved	2011 Approved
Bond Principal	530,000	550,000	575,000
Bond Interest	509,093	490,193	469,668
Total Appropriations	1,039,093	1,040,193	1,044,668

FINANCING SUMMARY:

TITLE	2009 Approved	2010 Approved	2011 Approved
Use of Property (Rentals)	1,039,093	1,040,193	1,044,668
Total Financing	1,039,093	1,040,193	1,044,668

CARE CENTER FUND

This is an enterprise fund to account for health care services provided primarily for the elderly who may be physically or mentally handicapped. The operations are financed and operated in a manner similar to private business enterprises -- where the intent is that the costs (including depreciation) of providing goods or services to the general public on a continuing basis be financed or recovered primarily through user charges.

APPROPRIATION SUMMARY:

TITLE	2009 Approved	2010 Approved	2011 Approved
Personal Services	11,636,705	11,069,982	11,383,224
Other Services & Charges	2,265,305	2,692,541	2,758,393
Supplies	782,344	786,071	812,572
Capital Outlay	74,865	32,600	30,500
Bond Principal	80,000	101,464	100,000
Bond Interest	100,550	-	-
Total Appropriations	14,939,769	14,682,658	15,084,689

FINANCING SUMMARY:

TITLE	2009 Approved	2010 Approved	2011 Approved
Charges for Services	14,519,137	14,059,793	14,369,735
Inter-gov't Revenue-State	33,778	33,778	33,778
Use of Property (Interest)	20,000	20,000	20,000
Recovery of Expenses	-	65,000	70,000
Property Taxes	366,854	366,854	366,854
Fund Balance	-	137,233	224,322
Total Financing	14,939,769	14,682,658	15,084,689

<u>AUTHORIZED PERSONNEL: (FTE)</u>	179.60	169.70	169.70
---	---------------	---------------	---------------

LAKE OWASSO RESIDENCE FUND

This is an enterprise fund to account for health care and safety services provided to developmentally delayed residents ranging in age from 16 through adult.

APPROPRIATION SUMMARY:

TITLE	2009 Approved	2010 Approved	2011 Approved
Personal Services	6,932,457	7,122,765	7,326,893
Other Services & Charges	909,748	890,093	924,613
Supplies	357,310	367,792	384,602
Capital Outlay	16,531	-	-
Bond Principal	200,000	205,000	210,000
Bond Interest	132,950	124,950	116,750
Total Appropriations	8,548,996	8,710,600	8,962,858

FINANCING SUMMARY:

TITLE	2009 Approved	2010 Approved	2011 Approved
Charges for Services	7,874,029	7,524,892	7,524,892
Inter-gov't Revenue-Federal	385,000	385,000	385,000
Inter-gov't Revenue-State	19,968	19,968	19,968
Sales	4,000	4,000	4,000
Recovery of Expenses	2,000	2,000	2,000
Property Taxes	263,999	263,999	263,999
Fund Balance	-	510,741	762,999
Total Financing	8,548,996	8,710,600	8,962,858

<u>AUTHORIZED PERSONNEL: (FTE)</u>	105.80	103.20	103.20
---	---------------	---------------	---------------

PONDS AT BATTLE CREEK GOLF COURSE FUND

This is an enterprise fund to account for the operations of an instructionally oriented golf facility featuring a regulation length nine hole course and a significant teaching/practice range that will appeal to golfers of all ages and abilities. The facility is maintained primarily with low risk inmates from the Ramsey County Adult Correctional Institution as part of the Productive Day Program.

APPROPRIATION SUMMARY:

TITLE	2009 Approved	2010 Approved	2011 Approved
Personal Services	226,284	243,830	248,247
Other Services & Charges	147,044	159,203	164,472
Supplies	41,550	42,681	42,681
Capital Outlay	60,000	25,618	23,342
Transfers to Other County Funds	17,500	17,500	17,500
Bond Principal	155,000	155,000	160,000
Bond Interest	124,982	121,882	115,482
Total Appropriations	772,360	765,714	771,724

FINANCING SUMMARY:

TITLE	2009 Approved	2010 Approved	2011 Approved
Charges for Services	451,766	423,279	432,101
Use of Property (Rentals)	59,796	62,116	60,704
Recovery of Expenses	4,302	3,437	3,437
Fund Balance	256,496	276,882	275,482
Total Financing	772,360	765,714	771,724

<u>AUTHORIZED PERSONNEL: (FTE)</u>	4.00	4.00	4.00
---	-------------	-------------	-------------

LAW ENFORCEMENT SERVICES FUND

This is an enterprise fund to account for law enforcement services provided on a contract basis to certain municipalities in Ramsey County in addition to the services normally provided or available to all municipalities within Ramsey County.

APPROPRIATION SUMMARY:

TITLE	2009 Approved	2010 Approved	2011 Approved
Personal Services	4,615,273	4,651,694	4,808,802
Other Services & Charges	949,676	957,528	982,520
Supplies	222,150	222,320	222,780
Capital Outlay	193,400	225,260	251,400
Total Appropriations	5,980,499	6,056,802	6,265,502

FINANCING SUMMARY:

TITLE	2009 Approved	2010 Approved	2011 Approved
Charges for Services	5,672,114	5,734,802	5,939,502
Inter-gov't Revenue-State	278,100	292,000	296,000
Sales	30,285	30,000	30,000
Total Financing	5,980,499	6,056,802	6,265,502

<u>AUTHORIZED PERSONNEL: (FTE)</u>	51.00	51.00	51.00
---	--------------	--------------	--------------

INFORMATION SERVICES FUND

This is an internal service fund to account for electronic data processing services provided to county departments and other governmental units.

APPROPRIATION SUMMARY:

TITLE	2009 Approved	2010 Approved	2011 Approved
Personal Services	6,617,832	6,935,854	7,145,818
Other Services & Charges	3,392,758	4,134,415	4,265,995
Supplies	68,850	68,000	68,000
Capital Outlay	7,500	86,500	94,000
Total Appropriations	10,086,940	11,224,769	11,573,813

FINANCING SUMMARY:

TITLE	2009 Approved	2010 Approved	2011 Approved
Charges for Services	9,811,616	10,068,773	10,380,292
Inter-gov't Revenue-State	17,602	18,334	18,334
Sales	500	500	500
Recovery of Expenses	257,222	200	200
Operating Transfers In	-	707,951	723,297
Fund Bal. (from Genl Rev Fund).	-	429,011	451,190
Total Financing	10,086,940	11,224,769	11,573,813

<u>AUTHORIZED PERSONNEL: (FTE)</u>	61.00	62.00	62.00
---	--------------	--------------	--------------

TELECOMMUNICATIONS FUND

This is an internal service fund to account for service charges received from occupants of the Ramsey County Courthouse and City Hall, Government Center-East Building, and the Government Center-West Building and to pay the expenses incurred in operating and maintaining the telecommunication services.

APPROPRIATION SUMMARY:

TITLE	2009 Approved	2010 Approved	2011 Approved
Personal Services	645,931	643,327	658,480
Other Services & Charges	799,570	815,795	806,593
Supplies	3,500	4,154	3,500
Capital Outlay	226,512	244,481	239,184
Total Appropriations	1,675,513	1,707,757	1,707,757

FINANCING SUMMARY:

TITLE	2009 Approved	2010 Approved	2011 Approved
Charges for Services	1,674,261	1,706,505	1,706,505
Inter-gov't Revenue-State	1,252	1,252	1,252
Total Financing	1,675,513	1,707,757	1,707,757

<u>AUTHORIZED PERSONNEL: (FTE)</u>	8.00	8.00	8.00
---	-------------	-------------	-------------

LAW ENFORCEMENT CENTER FIRING RANGE FUND

This is an internal service fund to account for the operations of the firearms range located at the Ramsey County Law Enforcement Center.

APPROPRIATION SUMMARY:

TITLE	2009 Approved	2010 Approved	2011 Approved
Other Services & Charges	37,900	-	-
Supplies	9,000	-	-
Capital Outlay	3,100	-	-
Total Appropriations	50,000	-	-

FINANCING SUMMARY:

TITLE	2009 Approved	2010 Approved	2011 Approved
Charges for Services	50,000	-	-
Total Financing	50,000	-	-

PUBLIC WORKS FACILITY FUND

This internal service fund is to account for rents received from occupants of the Ramsey County Public Works Facility and to pay the expenses incurred in operating and maintaining the facility.

APPROPRIATION SUMMARY:

TITLE	2009 Approved	2010 Approved	2011 Approved
Personal Services	306,289	319,241	328,951
Other Services & Charges	523,007	507,156	522,093
Supplies	105,777	60,831	60,831
Capital Outlay	298,837	363,357	338,626
Total Appropriations	1,233,910	1,250,585	1,250,501

FINANCING SUMMARY:

TITLE	2009 Approved	2010 Approved	2011 Approved
Charges for Services	-	16,675	16,591
Use of Property (Rentals)	1,233,910	1,233,910	1,233,910
Total Financing	1,233,910	1,250,585	1,250,501

<u>AUTHORIZED PERSONNEL: (FTE)</u>	4.00	4.00	4.00
---	-------------	-------------	-------------

COURTHOUSE & CITY HALL FUND

This internal service fund is to account for rents received from occupants of the Courthouse & City Hall Facility and to pay the expenses incurred in operating and maintaining the facility.

APPROPRIATION SUMMARY:

TITLE	2009 Approved	2010 Approved	2011 Approved
Personal Services	1,660,432	1,656,343	1,671,830
Other Services & Charges	1,715,485	1,735,534	1,775,481
Supplies	91,218	76,600	76,600
Capital Outlay	438,382	581,621	600,582
Total Appropriations	3,905,517	4,050,098	4,124,493

FINANCING SUMMARY:

TITLE	2009 Approved	2010 Approved	2011 Approved
Inter-gov't Revenue-State	5,500	4,994	4,994
Use of Property (Rentals)	3,254,254	3,283,603	3,309,926
Fund Balance	645,763	761,501	809,573
Total Financing	3,905,517	4,050,098	4,124,493

<u>AUTHORIZED PERSONNEL: (FTE)</u>	24.00	21.00	20.00
---	--------------	--------------	--------------

RAMSEY COUNTY BUILDINGS FUND

This internal service fund is to account for rents received from occupants of the following County buildings: RCGC East, RCGC West, Juvenile Family Justice Center, Law Enforcement Center, Suburban Courts, 90 West Plato, 911 Dispatch Center and Metro Square Facility and to pay the expenses incurred in operating and maintaining the facilities.

APPROPRIATION SUMMARY:

TITLE	2009 Approved	2010 Approved	2011 Approved
Personal Services	2,121,342	2,223,115	2,299,740
Other Services & Charges	6,034,593	7,544,347	7,666,703
Supplies	445,888	535,584	511,961
Capital Outlay	636,668	679,372	679,372
Total Appropriations	9,238,491	10,982,418	11,157,776

FINANCING SUMMARY:

TITLE	2009 Approved	2010 Approved	2011 Approved
Charges for Services	96,241	89,893	91,321
Inter-gov't Revenue-State	4,738	4,570	4,570
Use of Property (Rentals)	9,949,353	11,459,246	11,502,526
Fund Balance	(811,841)	(571,291)	(440,641)
Total Financing	9,238,491	10,982,418	11,157,776

<u>AUTHORIZED PERSONNEL: (FTE)</u>	30.00	34.00	34.00
---	--------------	--------------	--------------

UNION DEPOT FACILITY FUND

This internal service fund is to account for rents received from occupants of the Union Depot Facility and to pay the expenses incurred in operating and maintaining the facility.

APPROPRIATION SUMMARY:

TITLE	2009 Approved	2010 Approved	2011 Approved
Other Services & Charges	-	306,018	312,321
Supplies	-	16,650	16,800
Total Appropriations	-	322,668	329,121

FINANCING SUMMARY:

TITLE	2009 Approved	2010 Approved	2011 Approved
Use of Property (Rentals)	-	322,668	329,121
Total Financing	-	322,668	329,121

COUNTY LIBRARY FUND

This fund provides for a public library system where governmental units do not maintain their own library. The tax levy is on suburban property only as the City of Saint Paul provides library services.

APPROPRIATION SUMMARY:

<u>TITLE</u>	<u>2009</u> <u>Approved</u>	<u>2010</u> <u>Approved</u>	<u>2011</u> <u>Approved</u>
Personal Services	6,490,525	6,855,193	6,808,726
Other Services & Charges	1,632,292	1,821,172	2,003,523
Supplies	98,700	103,700	103,700
Capital Outlay	1,169,999	1,127,710	905,000
Total Appropriations	9,391,516	9,907,775	9,820,949

FINANCING SUMMARY:

<u>TITLE</u>	<u>2009</u> <u>Approved</u>	<u>2010</u> <u>Approved</u>	<u>2011</u> <u>Approved</u>
Fines & Forfeitures	600,000	620,000	625,000
Inter-gov't Revenue-Other	120,000	160,000	160,000
Inter-gov't Revenue-State	21,652	21,652	21,652
Inter-gov't Rev-State County Program Aid	732,074	400,859	400,859
Sales	50,000	60,000	65,000
Use of Money (Interest)	125,000	39,700	59,500
Use of Property (Rentals)	36,000	80,000	100,000
Property Taxes	7,706,790	8,175,564	8,388,938
Fund Balance	-	350,000	-
Total Financing	9,391,516	9,907,775	9,820,949

<u>AUTHORIZED PERSONNEL: (FTE)</u>	107.53	105.73	104.11
------------------------------------	---------------	---------------	---------------

LIBRARY FACILITIES FUND

This internal service fund is to account for rents received from occupants of the Ramsey County Public Library Facilities and to pay the expenses incurred in operating and maintaining the facilities.

APPROPRIATION SUMMARY:

<u>TITLE</u>	<u>2009</u> <u>Approved</u>	<u>2010</u> <u>Approved</u>	<u>2011</u> <u>Approved</u>
Personal Services	311,779	320,852	331,825
Other Services & Charges	504,977	450,476	682,979
Supplies	80,489	79,265	91,350
Capital Outlay	60,886	60,886	60,886
Total Appropriations	958,131	911,479	1,167,040

FINANCING SUMMARY:

<u>TITLE</u>	<u>2009</u> <u>Approved</u>	<u>2010</u> <u>Approved</u>	<u>2011</u> <u>Approved</u>
Use of Property (Rentals)	958,131	911,479	1,167,040
Total Financing	958,131	911,479	1,167,040

<u>AUTHORIZED PERSONNEL: (FTE)</u>	4.80	4.80	4.80
---	-------------	-------------	-------------

LIBRARY DEBT SERVICE FUND

This fund is to account for payments of principal and interest on bonds issued for construction or renovation of Ramsey County Public Libraries. The payments are to be made from the collection of ad valorem taxes levied on suburban Ramsey County only.

APPROPRIATION SUMMARY:

<u>TITLE</u>	<u>2009</u> <u>Approved</u>	<u>2010</u> <u>Approved</u>	<u>2011</u> <u>Approved</u>
Bond Principal	1,696,150	1,712,215	1,730,615
Bond Interest	350,115	335,665	319,727
Total Appropriations	2,046,265	2,047,880	2,050,342

FINANCING SUMMARY:

<u>TITLE</u>	<u>2009</u> <u>Approved</u>	<u>2010</u> <u>Approved</u>	<u>2011</u> <u>Approved</u>
Inter-gov't Rev-State County Program Aid	-	76,600	76,600
Recovery of Expenses	-	251,026	246,966
Property Taxes	1,638,765	1,562,254	1,561,776
Fund Balance	407,500	158,000	165,000
Total Financing	2,046,265	2,047,880	2,050,342

RAMSEY COUNTY REGIONAL RAILROAD AUTHORITY FUND

The Ramsey County Regional Railroad Authority was organized by Resolution 87-320, April 20, 1987, by the Ramsey County Board of Commissioners pursuant to Minnesota Statutes 1986, Chapter 398, now Minn. Stat. Ch. 398A, as a "political subdivision of the State of Minnesota to exercise thereunder part of the sovereign power of the state."

The Authority is composed of the seven members of the Ramsey County Board of Commissioners with its registered office in St. Paul. Neither the State of Minnesota, nor the County of Ramsey nor any other political subdivision is liable for obligations of the Authority.

A joint powers agreement was signed between Ramsey County and the Ramsey County Regional Railroad Authority to provide administrative services to the Authority on September 14, 1987.

The Authority has no employees but County employees from various departments are used to provide the necessary administrative services to carry out its functions.

APPROPRIATION SUMMARY:

<u>TITLE</u>	<u>2009 Approved</u>	<u>2010 Approved</u>	<u>2011 Approved</u>
Personal Services	-	609,461	645,430
Other Services & Charges	3,841,886	2,706,015	2,512,604
Supplies	23,592	10,000	10,000
Capital Outlay	28,843,080	46,500,000	151,532,500
Total Appropriations	32,708,558	49,825,476	154,700,534

FINANCING SUMMARY:

<u>TITLE</u>	<u>2009 Approved</u>	<u>2010 Approved</u>	<u>2011 Approved</u>
Inter-gov't Revenue-Other	400	400	400
Inter-gov't Revenue-Federal	16,000,000	17,800,000	135,800,000
Inter-gov't Revenue-State	-	9,000,000	-
Use of Money (Interest)	400,000	175,000	175,000
Use of Property (Rental)	75,000	306,978	308,045
Property Taxes	19,547,853	19,500,060	19,500,060
Fund Balance	(3,314,695)	3,043,038	(1,082,971)
Total Financing	32,708,558	49,825,476	154,700,534

COMMUNITY & ECONOMIC DEVELOPMENT FUND

This fund is to account for funds provided by the U.S. Department of Housing and Urban Development for development projects in suburban communities benefiting persons of low and moderate income. Also includes Home Investment Partnership Act Grant (HOME), Tax-exempt Bonds, and Housing Endowment funds.

APPROPRIATION SUMMARY:

TITLE	2009 Approved	2010 Approved	2011 Approved
Personal Services	176,479	164,697	175,881
Other Services & Charges	352,254	218,683	219,499
Supplies	1,500	1,500	1,500
Capital Outlay	100	100	100
Intergovernmental Payments	3,225,435	1,676,276	1,770,038
Total Appropriations	3,755,768	2,061,256	2,167,018

FINANCING SUMMARY:

TITLE	2009 Approved	2010 Approved	2011 Approved
Charges for Services	91,000	93,000	95,000
Inter-gov't Revenue-Federal	3,343,768	1,688,256	1,792,018
Loan Repayments	321,000	280,000	280,000
Total Financing	3,755,768	2,061,256	2,167,018

<u>AUTHORIZED PERSONNEL: (FTE)</u>	4.00	2.00	2.00
---	-------------	-------------	-------------

RAMSEY / WASHINGTON RESOURCE RECOVERY PROJECT FUND

The Ramsey / Washington County Resource Project Board was established according to a Joint Powers Agreement approved by Ramsey and Washington Counties, in recognition of the need for developing alternatives to landfill disposal of solid waste and for recovering valuable resources therefrom, and in response to the directives of the State of Minnesota.

The Project Board consists of three Commissioners from Washington County and five Commissioners from Ramsey County and a position representing Washington County, which is currently filled by a representative from the City of Newport.

The Project Board administers the responsibilities of both Counties regarding the contract with Resource Recovery Technologies (RRT) to process solid waste into biomass fuel at its privately--owned facility in Newport, MN. The biomass fuel is used to generate electricity.

APPROPRIATION SUMMARY:

<u>TITLE</u>	<u>2009</u> <u>Approved</u>	<u>2010</u> <u>Approved</u>	<u>2011</u> <u>Approved</u>
Other Services & Charges	874,045	895,832	1,511,217
Facility Service Fee	15,700,000	11,200,000	10,150,000
Total Appropriations	16,574,045	12,095,832	11,661,217

FINANCING SUMMARY:

<u>TITLE</u>	<u>2009</u> <u>Approved</u>	<u>2010</u> <u>Approved</u>	<u>2011</u> <u>Approved</u>
Inter-gov't Revenue-Other	4,453,392	3,256,290	3,134,165
Use of Money (Interest)	80,000	35,500	53,200
Recovery of Expenses	12,040,653	8,804,042	8,473,852
Total Financing	16,574,045	12,095,832	11,661,217

NOTES

NOTES