

DESCRIPTION

This indicator reports on the educational attainment of Ramsey County residents 25 years or older. Educational attainment is defined as the highest level of education an individual has successfully completed. These levels tend to correlate not only with the health and success of an individual, but also of the surrounding population and community. Paying attention to educational attainment is a critical part of successful social and economic development.¹

HOW ARE WE DOING

According to U.S. Census data, the percent of Ramsey County residents (25 years or older, all races aggregated) who reported having a high school degree or higher was 90 percent compared to the Minnesota rate of 93 percent. The percent of Ramsey County residents (25 years or older, all races aggregated) who had a bachelor's or higher was 41 percent, compared to the Minnesota rate of 34 percent. Looking at other metro counties, Ramsey County has the lowest percentage of residents who have education beyond high school. Demographically, the population with the lowest percentage obtaining a high school diploma or higher were those who identified as being of 'other race' at 58.7 percent, followed by those in the Hispanic population at 66.4 percent, then Asian at 67.6 percent. Compared to the 2025 Minnesota Higher Educational Attainment goal to have at least 70 percent of residents (age 25 to 44 years old) with an obtained postsecondary degree or certificate, Ramsey County was far below this goal at 43.8 percent, which was still above the national rate of 38.2 percent.² Since 2011, the percentage of Ramsey County residents reporting to have obtained a Bachelor's degree or higher has raised 1.6 percent from 42.2 to 43.8 percent. This is still 26.2 percent below the MN Higher Education goal for 2025 of 70 percent.³

BENCHMARK INDICATOR

Minnesota Higher Education Attainment Goal: Increase the number of residents age 25 to 44 years old who hold postsecondary degrees or certificates.

Minnesota Target: 70 percent by 2025.⁴

DISPARITIES

Males ages 25 to 29 have lower educational attainment across all educational categories than females in the United States.⁵ In Ramsey County, those who identified as "other race," Hispanic or Asian reported the lowest percentage of obtaining a high school diploma or more and lowest percentage of those who had obtained a bachelor's degree or higher.² In 2017, most residents reported that a high school diploma was their highest level of education.⁶

RISK FACTORS

Research indicates that children from low-income households and communities develop academic skills more slowly compared to children from higher income households.⁷

Information to note

- Among Ramsey County residents age 25 to 44 years old, 40.9% have bachelor's degrees compared to the national rate of 36%.
- Compared to other Minnesota counties, Ramsey County has the lowest percentage of residents who have education beyond high school.



Community voice

"No further education to earn decent pay to live a healthy life."

- Asian Male, age 65-74

Many respondents stated that lack of education kept them, their family and community from being healthy.

¹ Population Health: Behavioral and Social Science Insights. Agency for Healthcare Research and Quality Web site. <https://www.ahrq.gov/professionals/education/curriculum-tools/population-health/.html>. Accessed June 15, 2017.

² American Fact Finder [data set]. The United States Census Bureau Web site. <https://factfinder.census.gov/faces/nav/jsf/pages/index.xhtml>. Accessed December 17, 2017.

³ Source: American Fact Finder [data set]. The United States Census Bureau Web site. <https://factfinder.census.gov/faces/nav/jsf/pages/index.xhtml>. Accessed June 15, 2017.

⁴ 2015 Minnesota Session Laws. The Office of the Revisor of Statutes Web site. <https://www.revisor.mn.gov/laws/?id=69&year=2015&type=0>. Accessed June 15, 2017.

⁵ Educational Attainment of Young Adults. National Center for Education Statistics Web site. https://nces.ed.gov/programs/coe/indicator_caa.asp. Accessed June 15, 2017.

⁶ Educational Attainment in the United States: 2017. United States Census Bureau Web site. <https://www.census.gov/data/tables/2017/demo/education-attainment/cps-detailed-tables.html>. Accessed December 17, 2017.

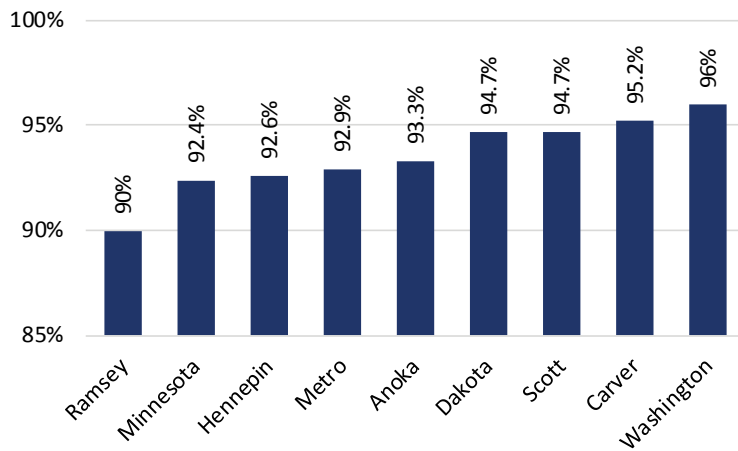
⁷ Morgan, P. Risk Factors for Learning-Related Behavior Problems at 24 Months of Age: Population-Based Estimates. *Journal of Abnormal Child Psychology*. 2009. <https://link.springer.com/article/10.1007%2Fs10802-008-9279-8>. Accessed June 15, 2017.

High tuition costs can also be attributed to low academic achievement in communities. Four-year public colleges have raised tuition rates by 33 percent since the 2007-08 school year.⁸

WHAT RAMSEY COUNTY GOVERNMENT IS DOING

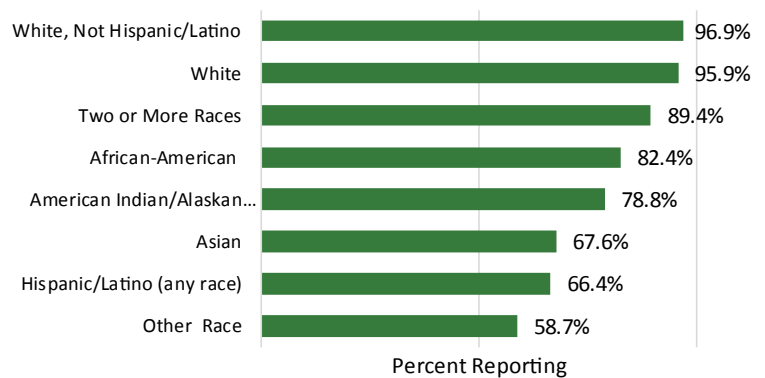
Over the past five years, Ramsey County Workforce Solutions has partnered directly with the three public colleges located within the county to increase educational opportunities for parents on public assistance and for dislocated workers and others seeking to enhance their skills in high-demand industries across the region. Ramsey County is also developing opportunities for full-family services to broaden the available resources to family members previously not served directly by county programming. These efforts have already shown increased earnings for families and will continue to be developed and delivered as part of the county's ongoing workforce development programming.

Residents 25 Years or Older with Education Beyond a High School Degree, 2016



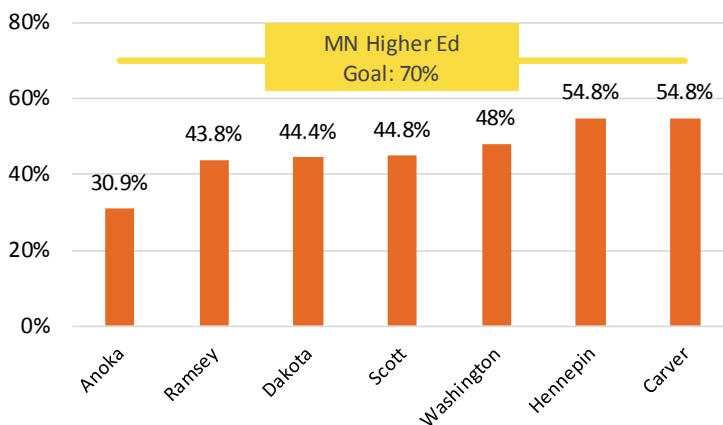
Source: American Fact Finder [data set]. The United States Census Bureau.⁹

High School Diploma or Higher Among Residents 25+ Years, Ramsey County, 2016



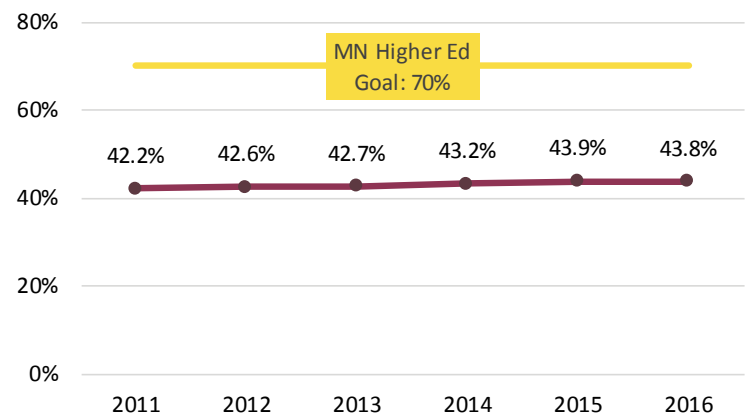
Source: American Fact Finder [data set]. The United States Census Bureau Web site.⁹

Residents 25-44 years with a Postsecondary Degree or Certificate, 2016



Source: American Fact Finder [data set]. The United States Census Bureau Web site.¹⁰

Residents 25-44 years with a Bachelor's Degree or Higher, Ramsey County



Source: American Fact Finder. The United States Census Bureau Web site.⁹

⁸ Trends in College Pricing. College Board Web site. <https://trends.collegeboard.org/college-pricing>. Accessed June 15, 2017.

⁹ American Fact Finder [data set]. The United States Census Bureau Web site. <https://factfinder.census.gov/faces/nav/jsf/pages/index.xhtml>. Accessed June 15, 2017.

¹⁰ American Fact Finder [data set]. The United States Census Bureau Web site. <https://factfinder.census.gov/faces/nav/jsf/pages/index.xhtml>. Accessed September 15, 2017.