
VIOLENCE AND CRIME

Violence and crime have a wide range of negative impacts on communities, contributing to: death, injury, and other health consequences; trauma, stress, and other mental health and well-being consequences; increased public spending on safety efforts, incarceration, policing, and other services; reduced economic growth; and the perpetuation of disparities and inequalities.



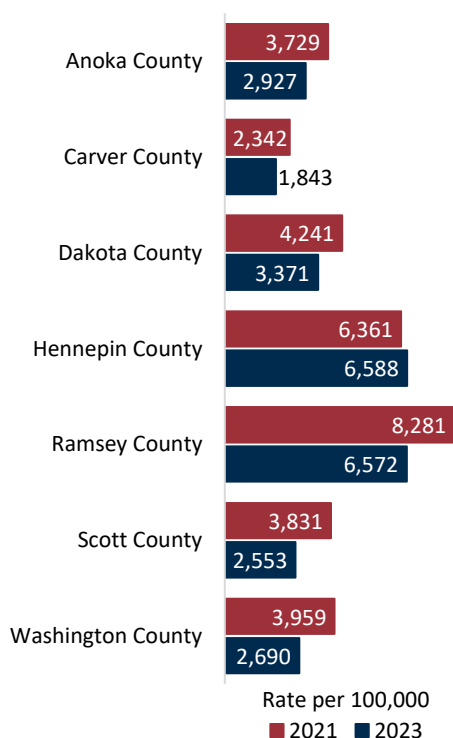
Crime

! Risk Factors

Individuals who are male, younger, and earn lower incomes are more likely to be victims of crime. Additionally, Black, Indigenous, or People of Color (BIPOC), particularly Black people, are more likely to be victims. Individuals who are younger, identify as male, experience instability or other issues with relationships, work, or school, and have a history of substance misuse are more likely to commit crime.^{17, 11, 83}

- Ramsey County had the highest crime rate in 2021 among all metro-area counties. The rate decreased in 2023 and is presently equal to the Hennepin County rate.

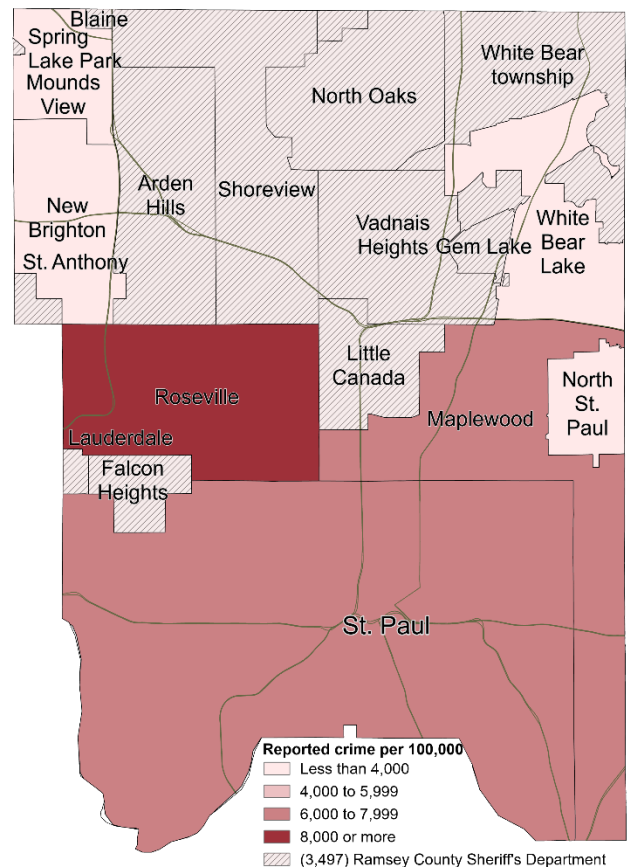
1. Crime by metro-area county



Source: Minnesota Bureau of Criminal Apprehension.⁸⁹
Note: Includes crime that occurred within the corresponding county (i.e., not crime specifically committed by a resident of the corresponding county).

- In 2023, Roseville had the highest crime rate among all cities in Ramsey County, followed by St. Paul and Maplewood.

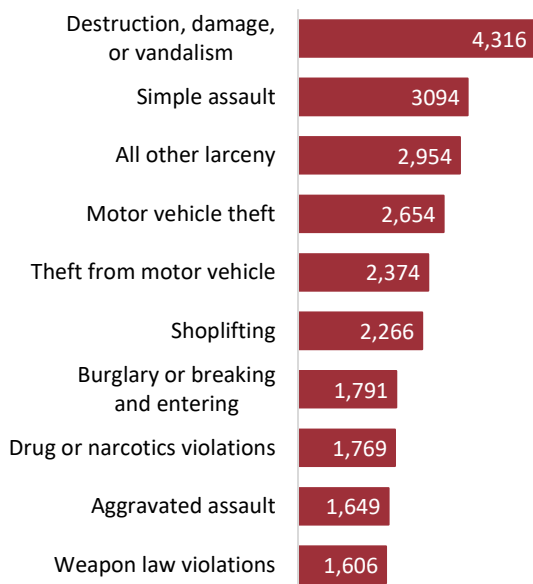
2. Crime, Ramsey County, 2023



Source: Minnesota Bureau of Criminal Apprehension.⁸⁹
Note: Includes crime that occurred within Ramsey County (i.e., not crime specifically committed by Ramsey County residents).

- The most common offense in Ramsey County in 2023 was property destruction, damage, or vandalism, followed by assault.

3. Number of top 10 offenses in Ramsey County, 2023

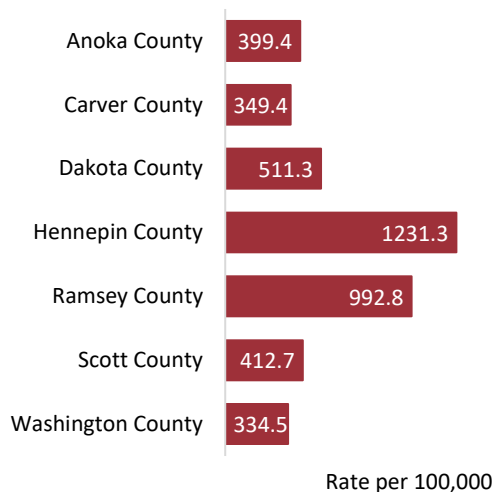


Source: Minnesota Bureau of Criminal Apprehension.⁸⁹

Note: Includes offenses that occurred within Ramsey County (i.e., not offenses committed specifically by Ramsey County residents).

- The human trafficking rate is highest in Anoka County, followed by Ramsey County.

4. Assault offenses by metro-area county, 2023

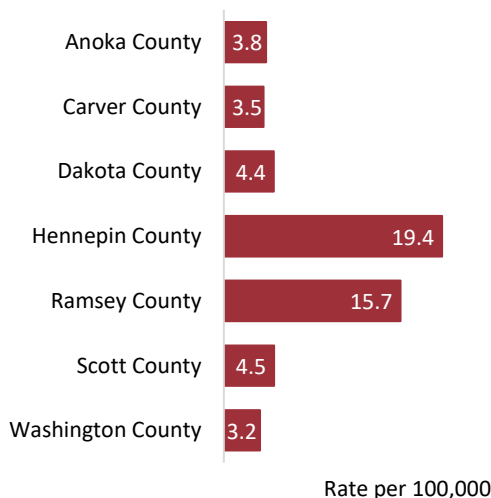


Source: Minnesota Bureau of Criminal Apprehension.⁸⁹

Population data from the Minnesota State Demographic Center were used to calculate rates.¹³⁶

Note: Only crude rates are reported because age-adjusted rates were unavailable. These data include all crimes against person, including domestic violence crimes against person. Includes offenses that occurred within the corresponding county (i.e., not offenses specifically committed by a resident of the corresponding county).

5. Kidnapping offenses by metro-area county, 2023



Source: Minnesota Bureau of Criminal Apprehension.⁸⁹

Population data from the Minnesota State Demographic Center were used to calculate rates.¹³⁶

Note: Only crude rates are reported because age-adjusted rates were unavailable. These data include all crimes against person, including domestic violence crimes against person. Includes offenses that occurred within the corresponding county (i.e., not offenses specifically committed by a resident of the corresponding county).

Violent crime

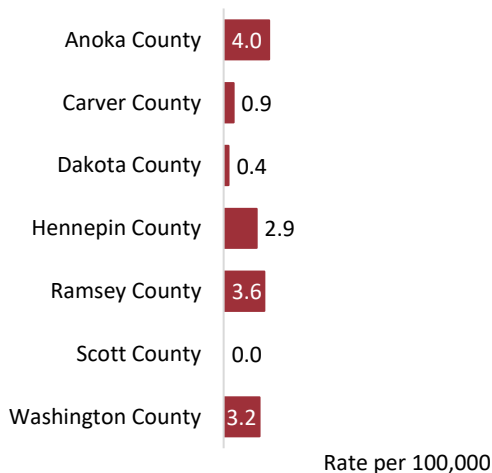
Violent crime refers to crimes in which victims/survivors are threatened or harmed (e.g., assault, robbery, homicide).

! Risk Factors

Risk factors for committing violent crimes and violent crime victimization are often similar and include experiencing child maltreatment and other adverse childhood experiences, poverty, lower levels of education among their caregivers, lack of supportive relationships, living in under-resourced communities, homelessness, and experiencing substance use or mental health concerns.^{183, 145, 76}

- Among metro-area counties, rates of assault, sex offense, kidnapping, and homicide are highest in Hennepin County, followed by Ramsey County.

6. Human trafficking offenses by metro-area county, 2023

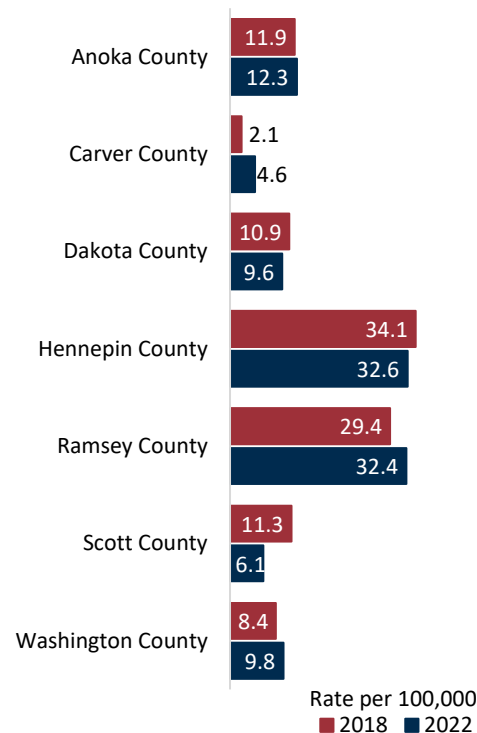


Source: Minnesota Bureau of Criminal Apprehension.⁸⁹
Population data from the Minnesota State Demographic Center were used to calculate rates.¹³⁶

Note: Crude rates are reported because age-adjusted rates were unavailable. Includes all crimes against person, including domestic violence crimes against person. Includes offenses that occurred within the corresponding county (i.e., not offenses specifically committed by a resident of the corresponding county).

- In 2022, the rate of inpatient hospital visits due to interpersonal violence was highest in Hennepin County, followed by Ramsey County.
- The inpatient hospital visit rate in Ramsey County increased between 2018 and 2022.

7. Inpatient hospital visits among residents due to interpersonal violence by metro-area county



Source: Minnesota Department of Health.¹¹²

Note: Rates are age-adjusted.

Domestic violence

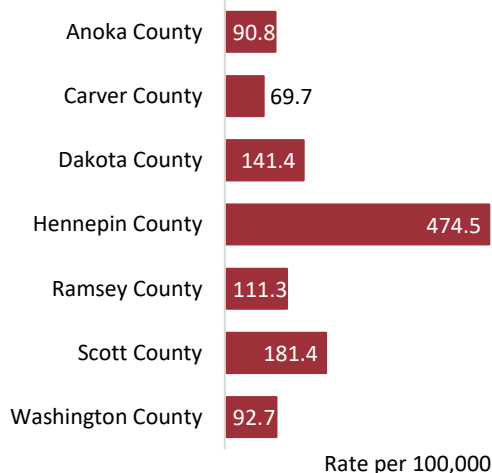
Domestic violence can cause a wide range of negative health impacts, including death or injury and harm to individuals' cardiovascular health, digestive functioning, and reproductive and nervous systems. Additionally, domestic violence can negatively impact mental health and contribute to risky behavior. It also has significant economic and societal consequences (e.g., lost productivity, medical costs, burdens on the criminal legal system).²³

! Risk Factors

Risk factors for perpetrating domestic violence include lower levels of education, younger age, mental health or substance use concerns, financial stress, experiencing child maltreatment, living in under-resourced communities, and lack of healthy relationships.³⁰

- The domestic violence assault rate in Ramsey County is higher than the rates in Anoka, Carver, and Washington counties and lower than Hennepin, Scott, and Dakota counties.

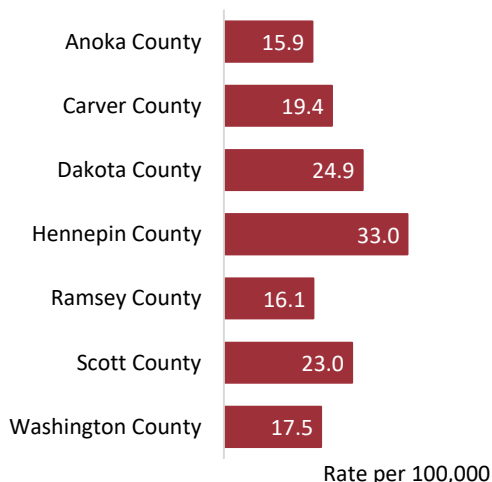
8. Domestic violence assault offenses by metro-area county, 2023



Source: Minnesota Bureau of Criminal Apprehension.⁸⁹
Population data from the Minnesota State Demographic Center were used to calculate rates.¹³⁶

Note: Not all domestic violence incidents result in criminal charges or convictions. Accordingly, these data are lower than the number of actual incidents. Includes offenses that occurred within the corresponding county (i.e., not offenses specifically committed by a resident of the corresponding county). Among metro-area counties, Ramsey County has the second lowest domestic violence sex offense rate.

9. Domestic violence sex offenses by metro-area county, 2023



Source: Minnesota Bureau of Criminal Apprehension.⁸⁹
Population data from the Minnesota State Demographic Center were used to calculate rates.¹³⁶

Note: Refers to sex offenses committed by a family or household member. Not all domestic violence incidents result in criminal charges or convictions. Accordingly, these data are lower than the number of actual incidents. Includes offenses that occurred within the corresponding county (i.e., not offenses specifically committed by a resident of the corresponding county).

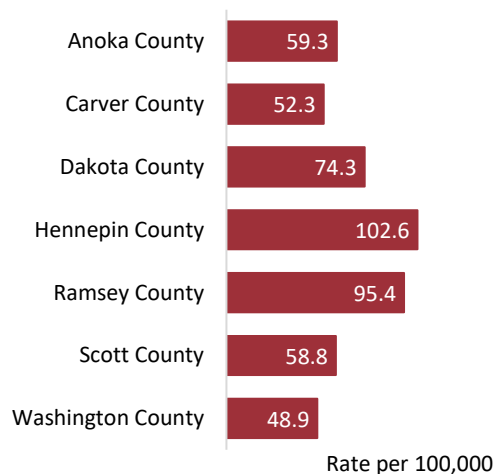
Sexual violence

! Risk Factors

Risk factors for perpetrating sexual violence include substance misuse, aggressive or anti-social attitudes, sexist beliefs, childhood or family history of violence or abuse, lack of supportive relationships, poverty, and lack of employment opportunities.³⁶

- Among metro-area counties, the sexual violence offense rate was highest in Hennepin County in 2023, followed by Ramsey County.

10. Sexual violence offenses by metro-area county, 2023

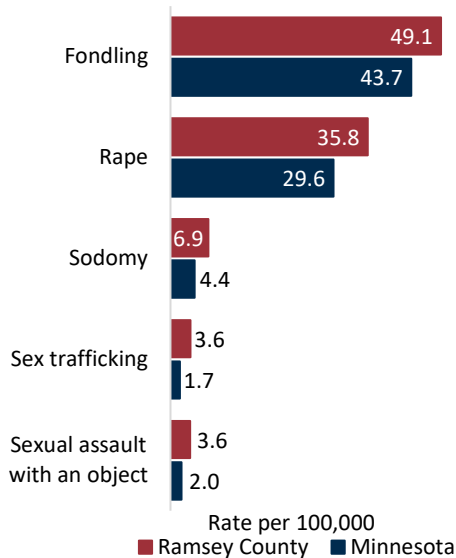


Source: Minnesota Bureau of Criminal Apprehension.⁸⁹
Population data from the Minnesota State Demographic Center were used to calculate rates.¹³⁶

Note: Only crude rates are reported because age-adjusted rates were unavailable. These data include all crimes against person, including domestic violence crimes against person. Includes offenses that occurred within the corresponding county (i.e., not offenses specifically committed by a resident of the corresponding county).

- Crime rates for fondling, rape, sodomy, sexual assault with an object, and sex trafficking were higher in Ramsey County compared to Minnesota.

11. Sexual violence offenses, 2023

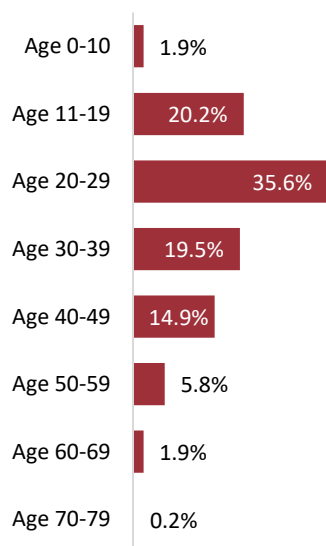


Source: Minnesota Bureau of Criminal Apprehension's Crime Data Explorer.⁸⁹ Population data from the Minnesota State Demographic Center were used to calculate rates.¹³⁶

Note: Only crude rates are reported because age-adjusted rates were unavailable. Includes offenses that occurred within Ramsey County (i.e., not offenses specifically committed by Ramsey County residents).

- In 2023, Ramsey County SOS Sexual Violence Services served 866 victims/survivors (79% of all people served) or friends and family members of victims/survivors (21% of all people served). Victims/survivors served were most often age 20-29, followed by age 11-19 and age 30-39.

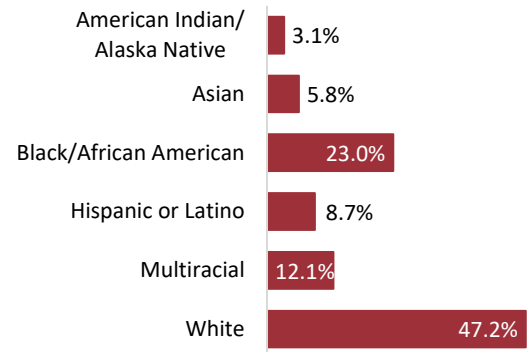
12. Known age of primary victims/survivors served by SOS, 2023



Source: Ramsey County SOS Sexual Violence Services.¹⁶⁸

- Of the victims/survivors who chose to self-report their race/ethnicity, most served by SOS Sexual Violence Services were white, followed by Black or African American.

13. Known race/ethnicity of primary victims/survivors served by SOS, 2023

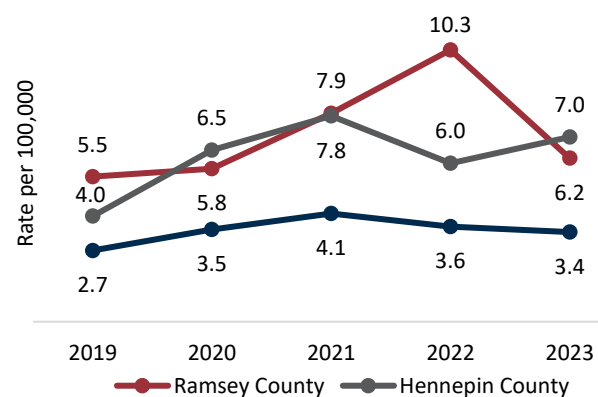


Source: Ramsey County SOS Sexual Violence Services.¹⁶⁸

Homicides

- The homicide rate in Ramsey County increased between 2019 and 2022 and then declined in 2023. The rates in Hennepin County and Minnesota overall increased between 2019 and 2021, and then declined between 2021 and 2023.

14. Homicides



Source: Centers for Disease Control and Prevention.³⁹

Note: Only crude rates are reported because age-adjusted rates were unavailable. Rates for Anoka, Carver, Dakota, Scott, and Washington counties are suppressed or unreliable. Includes homicides that occurred within the corresponding county (i.e., not homicides specifically committed by a resident of the corresponding county).

Jail and prison

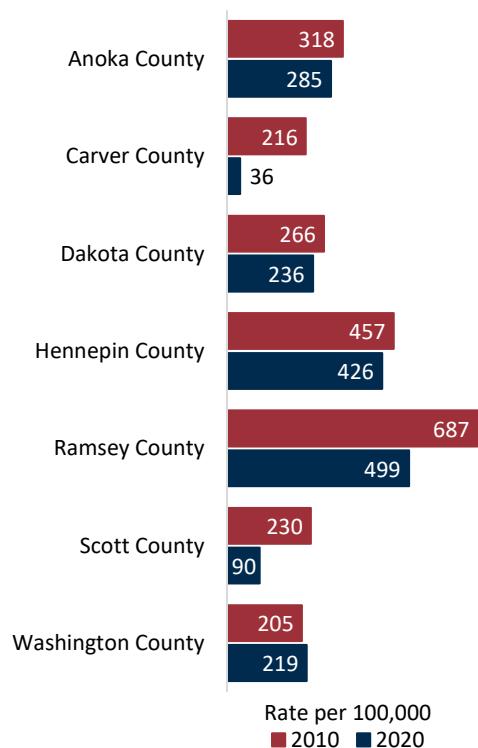
Experiencing jail or prison has significant negative impacts on individuals, their families, and their communities. This includes harm to mental health and well-being, relationships and social connection, financial stability, and physical health among incarcerated individuals and their families.^{149, 167, 171} It also strains public health, public assistance, and criminal and legal systems.

Risk Factors

Risk factors for experiencing incarceration include experiences in foster care, mental health concerns, a history of substance misuse, experiencing unstable housing, lower levels of education, and living in under-resourced communities.¹⁶⁹

- The incarceration rate in Ramsey County declined between 2010 and 2020, but it remains higher than other metro-area counties.

15. Jail and prison incarceration by metro-area county



Source: Vera Institute.¹⁸⁷

Note: Incarceration rates are based on county of residence.

Juvenile arrests and detention center admissions

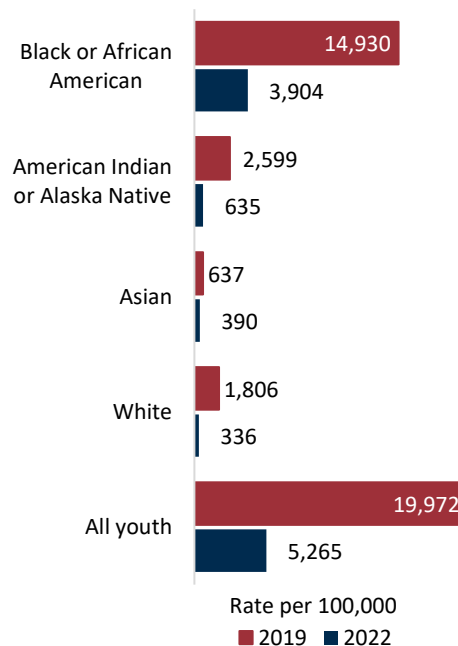
Involvement in the juvenile justice system can lead to a wide range of negative consequences to youth mental and physical health. The system has significant economic costs to society as a whole.^{9, 78} In recent years, Ramsey County has worked to provide community-based alternatives to juvenile detention to mitigate negative impacts.¹⁶¹

Risk Factors

Risk factors for becoming involved with the juvenile justice system include mental health concerns, a history of substance misuse, low educational engagement and attainment, and adverse childhood experiences.¹⁹⁵

- Juvenile arrests in Ramsey County declined between 2019 and 2022. Racial/ethnic disparities exist, with arrest rates highest among Black or African American and American Indian or Alaska Native youth.

16. Juvenile arrests, Ramsey County

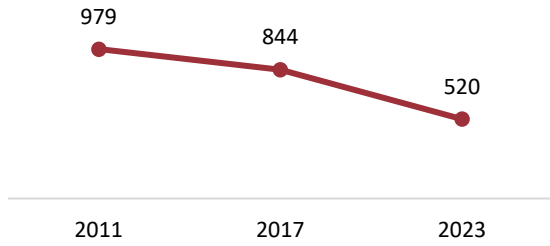


Source: Ramsey County.¹⁵⁶

Note: "Juveniles" refers to youth ages 10 to 17. Includes arrests that occurred within Ramsey County (i.e., not arrests specifically among Ramsey County residents).

- Admissions to the Ramsey County Juvenile Detention Center have declined over time.

17. Number of Ramsey County Juvenile Detention Center admissions



Source: Ramsey County.¹⁵⁹

