

Ramsey County Proposals for HR000001806 Long Term and Short Term Disability



Appendix A - Underwriting Questionnaire (continued)

Proposers must answer all questions completely and accurately. Failure to submit a complete and accurate response will be grounds for rejection of your proposal. You must submit both a printed version and an electronic version (Microsoft Excel) of your response.

B. Questions

Question	Response
<p>1. Rate Guarantees</p> <p>Ramsey County is seeking a rate guarantee for a minimum of 3 years up to a total of 5 years, with a fixed, flat, or percentage not-to-exceed guarantee for each 12-month period. Describe the kind of multiple-year rate guarantee you are willing to provide and your conditions in offering a multiple-year rate guarantee including, at minimum, the following information:</p> <p>a. Whether it is a fixed, flat or percentage-not-to-exceed guarantee</p> <p>b. A description of all circumstances under which the rate guarantees would not apply.</p> <p>c. The components of your retention that are guaranteed.</p> <p>d. Your quoted rate guarantee by year by completing the following chart:</p>	
Second Year	
Third Year	
Fourth Year	
Fifth Year	

**Ramsey County Proposals for HR000001806
Long Term and Short Term Disability**

2. Briefly describe the methodology used to develop your proposed rates.	
3. State whether the specifications furnished (including employee data, claims and plan design) have been followed in developing rates/changes. If not, please explain.	
4. State whether the rates are firm. If not, explain any deviations or	
5. Describe your funding approach in detail.	
6. Describe the credibility level (percentage of proposed rate based on Ramsey County's experience) that is assigned to Ramsey County. Briefly describe your renewal methodology.	
7. Provide a detailed breakout of your retention including service fees or other premium loads, state premium taxes, contingency or risk charge, and claims processing/investigation costs and total cost.	
8. Describe any minimum participation requirement for optional LTD and/or STD.	

**Ramsey County Proposals for HR000001806
Long Term and Short Term Disability**

<p>9. Indicate the effect on your rates/retention for a 10% increase/decrease in volume. Explain the point at which you reserve the right to recalculate rates for volume/participation fluctuation.</p>	
<p>10. Describe in detail any exclusions or coverage limitations for LTD and STD insurance, including any exclusions for war and/or terrorism.</p>	
<p>11. The County's current LTD plan offers a conversion policy to employees on unpaid non-medical leaves of absence. Provide the rates if you offer this conversion policy.</p>	
<p>12. Under the current plan, upon return from a leave of absence, an employee has disability coverages reinstated without evidence of insurability. The pre-existing condition exclusion is satisfied to the extent it was satisfied prior to the leave. However, a new pre-existing condition exclusion applies to any new conditions incurred while on leave. Explain how your plan differs for either LTD or STD, if at all</p>	
<p>13. Describe any recommendations you have that would make the LTD and/or STD coverage easier to administer or more efficient from a cost perspective. Explain how the recommendations would affect the premium</p>	
<p>14. Describe any innovative plan designs you propose and the impact on premiums.</p>	
<p>15. Verify that premium rates exclude commissions and finder's fees.</p>	



Ramsey County Proposals for HR0000001806 Long Term and Short Term Disability

Appendix A - Underwriting Questionnaire

Proposers must answer all questions completely and accurately. Failure to submit a complete and accurate response will be grounds for rejection of your proposal.

You must submit both a printed version and an electronic version (Microsoft Excel) of your response.

A. Proposed Rates

1. Long Term Disability Insurance Rates: Match Current Plan				
Coverage Level	Rate per \$100 of Monthly Salary	Monthly Volume (Covered Payroll)	Employee Lives	Annual Equivalent Premiums
Basic LTD 40% of Pay		20,865,281	3,801	
Buy-up portion only (from 40% to 60% of pay)				
Under age 40		2,719,267	545	
Age 40-49		3,304,548	544	
Age 50 and over		5,804,201	937	
2. Short Term Disability Insurance Rates: Match Current Plan				
Elimination Period	Rate per \$100 of Monthly Salary	Monthly Volume (Covered Payroll)	Employee Lives	Annual Equivalent Premiums
Option 1: 30 days		6,712,346	1,259	
Option 2: 60 days		1,637,437	281	
Option 3: 90 days		2,796,560	483	



Ramsey County Proposals for HR0000001806 Long Term and Short Term Disability

Appendix A - Underwriting Questionnaire

3. Rates for Long Term Disability Plan Design Variation:				
Coverage	Current Plan Benefit/Provision	Requested Plan Benefit/Prohibition	Cost Impact	
Long Term Disability	Employees required to use any available sick leave during elimination period and while receiving LTD benefits; however, employees may bank up to 40 hours of sick leave for future use, after satisfying the elimination period.	Employees required to use any available sick leave during elimination period and while receiving LTD benefits; however, employees may bank up to 120 hours of sick leave for future use, after satisfying the elimination period.		
Minimum Benefit Amount	\$50	\$100		
4. Rates for Short Term Disability Plan Design Variation				
Coverage	Current Plan Benefit/Provision	Requested Plan Benefit/Prohibition	Cost Impact	
Short Term Disability	Employees required to use any available sick leave during elimination period and while receiving STD benefits; however, employees may bank up to 40 hours of sick leave for future use, after satisfying the elimination period.	Employees required to use any available sick leave during elimination period and while receiving STD benefits; however, employees may bank up to 120 hours of sick leave for future use, after satisfying the elimination period.		
Miniumum Benefit	\$50	\$100		

Appendix B - Group Long Term Insurance Certificate

CERTIFICATE OF INSURANCE

GROUP LONG TERM DISABILITY INSURANCE

RAMSEY COUNTY AND ITS AFFILIATED GROUPS
ST PAUL, MINNESOTA

ALL ELIGIBLE EMPLOYEES

Administered by:
NATIONAL INSURANCE
SERVICES
of Wisconsin, Inc.

MADISON NATIONAL LIFE INSURANCE COMPANY, INC.


Mailing Address: P.O. Box 5008, Madison, Wisconsin 53705

(HEREIN CALLED THE COMPANY)

Certifies that it has issued the group insurance policy shown below and that, subject to the terms of that policy, the named employee is insured for the benefits described in this Certificate. The initial coverage shown in the Schedule of Benefits is the coverage in effect on the certificate date if the employee is in active service on that date; otherwise, upon his or her return to active service.

Policyholder: TRUSTEE OF NATIONAL INSURANCE SERVICES

This Certificate will in no way void any of the terms contained in the Group Insurance Policy. It replaces any and all certificates and certificate riders issued for the above named employee under the policy referred to herein.

A handwritten signature in cursive script, reading "Larry R. Grober".

President

Form LTD-3 CERT.

**Table of Contents
To Your
Certificate**

	<u>Page(s)</u>
Schedule of Benefits	SB
Definitions	1-2
Eligibility and Effective Dates	3
Basic Benefits	4
Exclusions and Limitations	5
Individual Termination	5-6
General Policy Provisions	6-8
Other Income Benefits	A(1) or A(2)
Recurrent Disability	B
Rehabilitation	B
Cumulative Elimination Period*	C
Partial Disability*	D
Survivor Benefit*	E
Specific Loss Benefit*	F
Cost of Living Adjustment*	G or G(1)
Continuity of Coverage Upon Transfer of Insurance Carriers	H
All Sources Maximum Benefit*	I
Daily Indemnity Benefit for Injuries*	J
Pre-existing Conditions*	K
Mental Illness	L(1), L(2) or L(5)
Pregnancy/Maternity	M(1) or M(2)
Calculation of Periodic Benefits	N(1) or N(2)
Presumptive Disability*	O
Residual Disability*	P
Short Term Disability Benefit*	Q
Lifestyle LTD*	RID2
Medical Premium Expense Benefit*	Claims/Rider 2
Subrogation*	Amend 3
Special Conditions Limitation*	Amend 13
Right of Recovery Provision**	Amend 35

*These optional provisions may or may not be part of your group plan. You will not have pages in the Certificate for those not part of your group plan.

**This provision will be included as a standard provision in all states where it has been filed and approved. You will not have pages in the Certificate if it has not been filed and approved in your state.

--TC--

SCHEDULE OF BENEFITS

FOR

ALL ELIGIBLE EMPLOYEES

RAMSEY COUNTY AND ITS AFFILIATED GROUPS
ST PAUL, MINNESOTA

Carrier Number: 1150

Group Effective Date: January 1, 2004

Benefits Revised Date: July 1, 2016

Benefit Percentage	Maximum Benefit Period		Elimination Period
40% of Basic monthly earnings for all Eligible Employees	<u>Age At Disablement</u>	<u>Duration of Benefits</u>	180 Consecutive Calendar Days (Ramsey County Employees are allowed to bank 80 hours of sick leave after meeting the Elimination Period)
	Under Age 61	The greater of 60 months or to the Normal Retirement Age*	
Age 61	The greater of 48 months or to the Normal Retirement Age*		
And	Age 62	The greater of 42 months or to the Normal Retirement Age*	
60% of Basic monthly earnings for all Eligible Employees	Age 63	The greater of 36 months or to the Normal Retirement Age*	
	Age 64	The greater of 30 months or to the Normal Retirement Age*	
Electing Buy-up Option	Age 65	24 months	
	Age 66	21 months	
	Age 67	18 months	
	Age 68	15 months	
	Age 69 and Over	12 months	

Maximum Annual Covered Salary for All Eligible Employees: \$150,000

Maximum Monthly Benefit for All Eligible Employees: \$5,000

Minimum Monthly Benefit for All Eligible Employees: \$50

Maximum Annual Covered Salary for All Eligible Employees Electing Buy-up Option: \$150,000

Maximum Monthly Benefit for All Eligible Employees Electing Buy-up Option: \$7,500

Minimum Monthly Benefit for All Eligible Employees Electing Buy-up Option: \$50

*The Normal Retirement Age is defined as the Social Security Normal Retirement Age as stated in the 1983 revision or any later revision of the United States Social Security Act.

SPECIAL PROVISIONS FOR ELIGIBLE EMPLOYEES OF RAMSEY COUNTY AND ITS AFFILIATED GROUPS:

Definition of Employee:

The term "Employee" as used in this certificate means an Eligible Employee, as defined by the Employer, who meets the Active Service definition.

Minimum Hour Requirement for Active Service for Eligible Employees:

- Ramsey County Employees: All Eligible Employees who work or are paid at least 40 hours on a regular basis per two-week pay period, as determined by the County.
 - For Employees in specified bargaining units, eligibility is based on the average hours per pay period over a prior designated six month period, as determined by the County.
 - For all other Employees, eligibility is based on their positions assigned standard hours per pay period, as determined by the County.
- City of Lauderdale: All Eligible Employees who work or are paid at least 20 hours per week.
- Metro Net: All Eligible Employees who work or are paid at least 30 hours per week.
- Historical Society: All Eligible Employees who work or are paid over 20 hours per week.
- City of Falcon Heights: All Eligible Employees who work or are paid at least 80 hours per two week pay period.
- Ramsey/Washington Recycling & Energy Board: All Eligible Employees who work or are paid at least 40 hours on a regular basis per two-week pay period, as determined by the County.

Probationary Period:

- Ramsey County: Employees who are hired or first become eligible after the initial effective date of the group contract, coverage will become effective the First of the Month following 30 days of Employment, or for those Ramsey County employees who choose to pay their own premium during the waiting period, the Probationary Period will be waived. There is no waiting period for Employer Contribution for employees who have worked at least 30 days prior to becoming eligible.
- City of Falcon Heights; City of Lauderdale; Metro Net; Historical Society; and Ramsey/Washington Recycling & Energy Board Employees: None.

Effective Dates of Insurance:

Under 'SECTION II – ELIGIBILITY AND EFFECTIVE DATES', under 'C. EFFECTIVE DATES OF INSURANCE', the item entitled '3.' is hereby deleted and replaced with the following:

- '3. If you are required to contribute to the cost of your coverage under the policy, you will be insured on the latest of these dates:
 - (a) Your eligibility date, if you make written application for insurance on or before this date.
 - (b) the first of the month after you make written application for insurance, if such application is made after your eligibility date, but on or before the 31st day following that eligibility date.
 - (c) the date the Company gives its approval, if you:
 - i. make written application for insurance more than 31 days after your eligibility date; or
 - ii. terminated your insurance as an active eligible employee; or
 - iii. terminated your insurance while disabled and fulfilling the elimination period.

PAGE TWO OF THE SPECIAL PROVISIONS FOR ELIGIBLE EMPLOYEES OF RAMSEY COUNTY AND ITS AFFILIATED GROUPS:

Effective Dates of Insurance (continued):

In the case of i. and ii. above, you must submit an application and evidence of insurability to the Company for approval. This will be at your expense.

In the case of iii. above, the employee must submit an application and evidence of insurability to the Company for approval if 24 or more months have passed from the date of termination. If less than 24 months have passed, an application would need to be submitted, but the employee would be reinstated without evidence of insurability. The pre-existing condition exclusion would still apply.'

Open Enrollment:

There will be an open enrollment period for Employees who are Eligible for coverage, under this plan, but are not presently insured, and are considered Late Enrollees, and Employees who are presently insured and who wish to change their Eligible Class.

Each newly enrolled Employee will be placed into the appropriate existing class and will have the same benefits, restrictions and limitations as those Employees who are in that given class.

This open enrollment period will be a 14-day period annually during the month of November as agreed upon by the employer and the Company.

Evidence of Insurability will be required for late enrollees who apply for coverage outside of the Open Enrollment period.

Late Enrollee means an employee applying for coverage more than 31 days after his or her eligibility date.

Employees who add or change coverage during the Open Enrollment period are subject to the Pre-Existing Condition Exclusion.

Individual Termination:

Under 'SECTION V – INDIVIDUAL TERMINATION', under '6.', item 'c.', is hereby added as follows:

- 'c. an unpaid leave of absence to a maximum of 2 years may be granted for all insured employees. All leaves must be approved by the County, and all employees returning from leave will be re-enrolled at the insured's pre-leave benefit and include any time worked toward meeting the pre-existing condition limitation that the insured served prior to his or her leave.

During an unpaid leave of absence or layoff, disability insurance coverage will remain in effect for the month in which the employee was last on paid status, plus the following month. During this period, the premium for basic long term disability insurance will be paid by the County. The County will collect the premium due from the employee for optional coverage, if applicable, and remit to the Company.

An employee on paid status will maintain their coverage for up to one year.'

PAGE THREE OF THE SPECIAL PROVISIONS FOR ELIGIBLE EMPLOYEES OF RAMSEY COUNTY AND ITS AFFILIATED GROUPS:

Cumulative Elimination Period:

If Total or Partial Disability stops during the Elimination Period for any 14 (or less) calendar days, then the Total or Partial Disability will be treated as continuous. Days that you are not Totally or Partially Disabled will not count toward the Elimination Period.

Coordination With Other Income Benefits:

The Company will NOT count as Other Income Benefits any automatic or other general cost of living increases in the amounts of benefits payable by any of the sources described in benefit 'A(1)' of this Certificate.

Residual Disability:

'Residual Disability' and 'Residually Disabled' mean your inability, as a result of Sickness or Bodily Injury, to perform all the material and substantial duties of your regular occupation on a full-time basis while you, in fact:

1. are performing at least one of the material and substantial duties of your regular occupation or any other occupation on a part-time or full-time basis; and
2. due to the same Sickness or Bodily Injury, are currently earning at least 20% less per month than your Indexed Pre-Disability Earnings.

While Residually Disabled, if you are earning less than 20% of your Indexed Pre-Disability Earnings, the amount of the Monthly Benefit for Residual Disability will equal the amount of Monthly Benefit for Total Disability.

However, if you, while Residually Disabled, are earning at least 20%, but not more than 80% of your Indexed Pre-Disability Earnings then the Monthly Benefit for Residual Disability will be figured as follows:

- The formula used to figure the Monthly Benefit will be: (A divided by B) multiplied by C, where-
'A' is your Indexed Pre-Disability Earnings minus your income from employment received while you are Residually Disabled.
'B' is your Indexed Pre-Disability Earnings.
'C' is the Monthly Benefit as figured if you were Total Disabled.

PAGE FOUR OF THE SPECIAL PROVISIONS FOR ELIGIBLE EMPLOYEES OF RAMSEY COUNTY AND ITS AFFILIATED GROUPS:

Residual Disability (continued):

‘Indexed Pre-Disability Earnings’ is defined as your Monthly Earnings just before your Total or Residual Disability began, as adjusted upward on the July first of each year after you have been Residually Disabled for 12 months. The amount of each adjustment will be the lesser of 7% or the current annual percentage increase in the Consumer Price Index. The Consumer Price Index (CPI-W) is published by the United States Department of Labor. We reserve the right to use some other similar measurement if the Department of Labor changes or stops publishing the CPI-W.

Residual Disability Benefits will cease on the earliest of:

1. the date you are no longer Totally or Residually Disabled;
2. the date you die;
3. the end of the Maximum Benefit Period;
4. the date your current earnings exceed 80% of your Indexed Pre-Disability Earnings.

Wherever applicable, the term Total Disability and Totally Disabled in the Policy shall also mean Residual Disability and Residually Disabled.’

Pre-Existing Conditions Exclusion:

Under ‘SECTION IV – EXCLUSIONS AND LIMITATIONS’, item ‘B. If your Certificate contains a pre-existing condition exclusion, it will be found on page K of this Certificate.’ is hereby deleted and replaced with the following:

‘B. If your Certificate contains a pre-existing condition exclusion, it will be found in the Schedule of Benefits.’

Furthermore, the following is hereby added:

‘PRE-EXISTING CONDITION EXCLUSION

The policy will not cover any total disability if both of the following are true:

1. Disability is caused by, contributed to by, or results from a pre-existing condition.
2. This disability begins in the first 12 months after your effective date.

‘Pre-existing condition’ means a sickness or injury for which you received medical treatment, consultation, care or services including diagnostic measures in the three months prior to your effective date. This includes any condition for which you took prescribed drugs or medicines in this period.

The pre-existing condition exclusion will not apply to a new period of total disability if all of the following are true:

1. You are totally disabled due to a pre-existing condition on the day which is 12 months after your effective date; and
2. You become disabled again due to the same pre-existing condition.

PAGE FIVE OF THE SPECIAL PROVISIONS FOR ELIGIBLE EMPLOYEES OF RAMSEY COUNTY AND ITS AFFILIATED GROUPS:

Mental Illness Limitation/Substance Abuse Coverage:

Benefits for disability due to mental illness and substance abuse will not exceed 24 months of monthly benefit payments unless you meet one of these situations.

1. You are in a hospital or institution at the end of the 24 month period. We will pay the monthly benefit during the confinement. If you are still Totally Disabled when discharged, we will pay the monthly benefit for a recovery period of up to three months.
2. You continue to be Totally Disabled and become confined:
 - a. after the 24 month period; and
 - b. for at least 14 days in a row, thenwe will pay the monthly benefit during the confinement and for up to three additional months after the confinement ends. We will not pay the monthly benefit beyond the maximum benefit period.

‘Hospital’ or ‘Institution’ means a facility licensed to provide care and treatment for the condition causing the Insured's disability.

‘Mental illness’ means mental, nervous or emotional diseases or disorders of any type.

‘Substance Abuse’ includes alcoholism, drug abuse, addiction or the use of any hallucinogen. Drug abuse includes the taking of a prescription or controlled drug in a manner not prescribed or recommended by a physician.

Furthermore, under ‘SECTION IV- EXCLUSIONS AND LIMITATIONS’, the following item is hereby deleted in its entirety.

‘C. Your Certificate will contain one of the following pages regarding mental illness coverage and limitations: L(1); L(2); or L(5). Please read this page carefully.’

Conversion Right:

If coverage under this Policy ends and you have been insured under the Policy for at least one year; then, without evidence of insurability, the benefits offered for conversion at that time will be available based upon the rates in effect for the conversion provision at that time.

Definition of Retirement Date:

Under ‘SECTION I – DEFINITIONS’, under the definition of “Retirement date”, the paragraph that reads ‘You must apply for any retirement benefits for which you are eligible no later than your 65th birthday. If no application is made at that time, the benefits under the policy shall be reduced by the estimated amount of benefits for which you are eligible.’ is hereby deleted in its entirety.

Termination of the Monthly Benefit:

Under ‘SECTION III – BENEFITS’, under ‘D. TERMINATION OF THE MONTHLY BENEFIT’, under ‘The monthly benefit will cease on the earliest of:’, item ‘4.’ is hereby deleted in its entirety.

SECTION I - DEFINITIONS

"Active service" means you must be working:

1. for the employer on a permanent full-time basis and paid regular earnings;
2. at least 30 hours per week unless otherwise specified in the Schedule of Benefits; and either
3. at the employer's usual place of business; or
4. at a location to which the employer's business requires you to travel.

You will be deemed to be in active service on each day of a regular paid vacation or on a regular nonworking day on which you are not disabled if you were in active service on the last preceding regular working day.

"Basic monthly earnings" means your monthly rate of earnings from the employer in effect immediately prior to the date total disability begins. It does not include bonuses, overtime pay and extra compensation.

"Company" means Madison National Life Insurance Company, Inc.

"Disability benefits," when used with the term retirement plan, means money which:

1. is payable under a retirement plan due to disability as defined in that plan; and
2. does not reduce the amount of money which would have been paid as retirement benefits at the normal retirement age under the plan if the disability had not occurred. (If the payment does cause such a reduction, it will be deemed a retirement benefit as defined in this certificate.)

"Eligibility date" means the date you become eligible for insurance under the policy. Classes eligible are shown in the Schedule of Benefits.

"Elimination period" means a period of consecutive dates of total disability for which no benefit is payable. The elimination period is shown in the Schedule of Benefits and begins on the first day of total disability.

"Employee" is as defined in the Schedule of Benefits.

"Employer" means any employer who:

1. executes a Joinder Agreement with the Trustee of National Insurance Services; and
2. designates the Trustee as the entity to act as policyholder for it in conjunction with providing benefits described in the policy.

"Injury" means bodily injury resulting directly from an accident and independently of all other causes. The injury must occur and total disability must begin while you are insured under the policy.

"Insured" means an employee insured under the policy.

"Joinder Agreement" means an agreement made between an employer and the policyholder and approved by the Company to provide insurance under the policy.

"Monthly benefit" means the amount payable by the Company to you if and when you are a disabled insured.

"Physician" means a person who is:

1. operating within the scope of his or her license; and either
2. licensed to practice medicine and prescribe and administer drugs or to perform surgery; or
3. legally qualified as a medical practitioner and required to be recognized under the policy for insurance purposes, according to the insurance statutes or the insurance regulations of the governing jurisdiction.

It will not include you or your spouse, daughter, son, father, mother, sister or brother.

"Policy" means the Group Long Term Disability Insurance Policy under which your Certificate is issued.

"Policyholder" means the policyholder named in this Certificate.

"Probationary period," as shown in the Schedule of Benefits, means the continuous length of time you must serve in an eligible class to reach your eligibility date.

"Retirement benefits," when used with the term "retirement plan," means money which:

1. is payable under a retirement plan either in a lump sum or in the form of periodic payments;
2. does not represent contributions made by you; and Note: Payments which represent your contributions are deemed to be received over your expected remaining life regardless of when such payments are actually received.
3. is payable upon:
 - a. early or normal retirement; or
 - b. disability if the payment does reduce the amount of money which would have been paid at the normal retirement age under the plan if the disability had not occurred.

"Retirement date" means the earlier of:

1. the first date as of which you apply for and receive retirement benefits under any pension plan to which the employer contributes; or
2. the first date as of which you apply for and receive retirement benefits under any state or federal government retirement plan or social security law. This does not include benefits which are payable solely for disability or solely because of employment or service with a state or federal governmental unit.

You must apply for any retirement benefits for which you are eligible no later than your 65th birthday. If no application is made at that time, the benefits under the policy shall be reduced by the estimated amount of benefits for which you are eligible.

"Retirement plan" means a plan which provides retirement benefits to you and which is not funded wholly by your contributions. The term shall include a profit-sharing plan, a thrift plan, an individual retirement account (IRA), a tax-sheltered annuity (TSA), a stock ownership plan, or a non-qualified plan of deferred compensation.

Note: "Employer's retirement plan" is deemed to include any retirement plan:

1. which is part of any federal, state, county, municipal or association retirement system; and
2. for which you are eligible as a result of employment with the employer.

"Sickness" means illness or disease which causes total disability. The total disability must begin while you are insured under the policy.

"Total disability" and "totally disabled" mean that because of injury or sickness:

1. you cannot perform each of the substantial and material duties of your regular occupation; and
2. after benefits have been paid for 24 months, you cannot perform each of the substantial and material duties of any gainful occupation for which you are reasonably fitted by training, education or experience; and
Note: The period of time stated in this term may be longer than 24 months. If it is, the precise period of time will be stated in the Schedule of Benefits.
3. you are under the regular care and attendance of a physician. "Regular care and attendance" means observation and treatment by a physician. Such care and attendance is as required by current standards of medicine for the injury or sickness causing total disability.

"You" and "your" means the person named in this Certificate.

SECTION II - ELIGIBILITY AND EFFECTIVE DATES

A. ELIGIBLE CLASSES

The classes eligible for insurance are shown in the Schedule of Benefits.

B. ELIGIBILITY DATE

An employee in an eligible class will be eligible for insurance on the later of:

1. the Group Effective Date shown in the Schedule of Benefits; or
2. the day after you complete the probationary period.

C. EFFECTIVE DATES OF INSURANCE

1. Insurance will be effective at 12:01 a.m. on the day determined as follows, but only if your written application for insurance is:
 - a. made with the Company through your employer; and
 - b. on a form satisfactory to the Company.
2. You will be insured on your eligibility date if you are not required to contribute to the cost of your coverage under the policy.
3. If you are required to contribute to the cost of your coverage under the policy, you will be insured on the latest of these dates:
 - a. your eligibility date, if you have made written application for insurance on or before this date;
 - b. the date you make written application for insurance, if you do it on or before the 31st day after your eligibility date;
 - c. the date the Company gives its approval, if you:
 - i. make written application for insurance more than 31 days after your eligibility date; or
 - ii. terminated your insurance while continuing to be eligible.

In the case of i. and ii. above, you must submit an application and evidence of insurability to the Company for approval. This will be at your expense.

4. Delayed Effective Date for Insurance - The effective date of any initial, increased or additional insurance will be delayed for you if you are not in active service because of a disability. The initial, increased or additional insurance will start on the date you return to active service.

SECTION III - BENEFITS

A. TOTAL DISABILITY

When the Company receives proof that you are totally disabled due to sickness or injury, the Company will pay you a monthly benefit after the end of the elimination period. The benefit will be paid for the period of total disability if you give to the Company proof of continued total disability.

The proof must be given upon request and at your expense. The monthly benefit will not:

1. exceed your amount of insurance; nor
2. be paid for longer than the maximum benefit period.

The amount of insurance and the maximum benefit period are shown in the Schedule of Benefits.

B. MONTHLY BENEFIT

To figure the amount of monthly benefit:

1. Multiply your basic monthly earnings by the benefit percentage shown in the Schedule of Benefits.
2. Take the lesser of the amount:
 - a. determined in step 1 above; or
 - b. of the maximum monthly benefit shown in the Schedule of Benefits; and
3. Deduct other income benefits from this amount. Other income benefits are shown in the "Other Income Benefits" provision of this Certificate.

The monthly benefit payable will never be less than the minimum monthly benefit shown in the Schedule of Benefits.

C. LUMP SUM PAYMENTS

Other income benefits which are paid in a lump sum will be prorated on a monthly basis over the time period for which the sum is given. If no time period is stated, the sum will be prorated on a monthly basis over your expected lifetime as determined by the Company.

D. TERMINATION OF THE MONTHLY BENEFIT

The monthly benefit will cease on the earliest of:

1. the date you cease to be totally disabled;
2. the date you die;
3. the end of the maximum benefit period; or
4. the date you receive retirement benefits under the employer's retirement plan.

E. WAIVER OF PREMIUM

Premium payments for you will be waived during any period for which benefits to you are payable. Premium payments may be resumed following a period during which they are waived.

SECTION IV - EXCLUSIONS AND LIMITATIONS

A. GENERAL EXCLUSIONS

The policy does not cover any total disability:

1. due to war, declared or undeclared, or any act of war;
2. due to any act of international armed conflict or conflict involving the armed forces of any country;
3. while you are in the armed forces of any country or international authority;
4. due to your attempted suicide while sane or insane;
5. as a result of your intentionally self-inflicted injuries;
6. as a result of your committing of or attempting to commit a felony;
7. as a result of your participation in a riot;
8. as a result of your engaging in an illegal occupation.

- B.** If your Certificate contains a pre-existing condition exclusion, it will be found on page K of this Certificate.
- C.** Your Certificate will contain one of the following pages regarding mental illness coverage and limitations: L(1); L(2); L(3); L(4) or L(5). Please read this page carefully.
- D.** If applicable, your Certificate will contain one of the following pages regarding pregnancy coverage and limitations: M(1); or M(2). Please read this page carefully.

SECTION V - INDIVIDUAL TERMINATION

You will cease to be insured on the earliest of the following dates:

1. the date the policy terminates.
2. the date the employer's Joinder Agreement terminates.
3. the date you are no longer in an eligible class.
4. the date your class is no longer included for insurance.
5. the last day for which you made any required contribution.
6. the date your employment terminates. Cessation of your active employment will be deemed termination of employment, except:
 - a. the insurance will be continued for you if you are absent due to total disability during:
 - i. the elimination period; and
 - ii. the period during which premium is being waived.

- b. the employer may continue your insurance by paying the required premiums, subject to the following:
 - i. insurance may be continued for the time shown in the Schedule of Benefits for you if you are:
 - aa. temporarily laid off; or
 - bb. given leave of absence
 - ii. the employer must act so as not to discriminate unfairly among employees in similar situations.
7. your retirement date.

SECTION VI - GENERAL POLICY PROVISIONS

A. STATEMENTS

In the absence of fraud, all statements made in any application are considered representations and not warranties (absolute guarantees). No representation by:

1. the policyholder in applying for the policy will make it void unless the representation is contained in the application; or
2. you in applying for insurance under the policy will be used to reduce or deny a claim unless a copy of the application for insurance is or has been given to you.

No statement of the policyholder, except a fraudulent misstatement, shall be used to void the policy after it has been in force for two years. No statement of yours, except a fraudulent misstatement, shall be used in defense to a claim for total disability after your insurance has been in effect for two years.

B. COMPLETE CONTRACT - POLICY CHANGES

1. The policy is the complete contract. It includes:
 - a. the application of the policyholder;
 - b. each employee's application for insurance.
2. The policy may be changed in whole or in part. Only an officer of the Company can approve a change. The approval must be in writing and endorsed on or attached to the policy.
3. No other person, including an agent, may change the policy or waive any part of it.

C. GRACE PERIOD

If the policyholder does not pay in full any renewal premium on or before its due date, the policyholder will have a grace period in which to pay that renewal premium. The policy will remain in force during the grace period. If the premium is not paid in full before the grace period ends, the policy will end on the last day of the grace period.

The grace period will end 31 days after the premium due date. If the policyholder gives written notice to the Company at its Home Office, before or during the grace period, that it desires to end the policy before the end of the grace period, the policy will end either on the date the notice is received by the Company at its Home Office or on the date stated in the notice, whichever is later.

D. CLERICAL ERROR

Clerical error or omission will not:

1. deprive you of insurance;
2. effect your amount of insurance; or
3. effect or continue your insurance which otherwise would not be in force.

E. MISSTATEMENTS OF FACTS

If relevant facts about you were not accurate:

1. a fair adjustment of premium will be made; and
2. the true facts will decide if and in what amount insurance is valid under the policy.

F. NOTICE OF CLAIM

1. Written notice of claim must be given to the Company within 60 days of the date total disability starts, if that is possible. If that is not possible, the Company must be notified as soon as it is reasonably possible to do so.
2. When the Company has the written notice of claim, it will send you its claim forms. If the forms are not received within 15 days after written notice of claim is sent, you can send the Company written proof of claim without waiting for the forms.

G. PROOF OF LOSS

1. Proof of loss must be given to the Company. This must be done no later than 90 days after the end of the period for which the Company is liable.
2. If it is not possible to give proof within these time limits, it must be given as soon as reasonably possible. But proof of loss may not be given later than one year after the time proof is otherwise required, except in the absence of legal capacity.

H. PHYSICAL EXAMINATION AND AUTOPSY

The Company, at its own expense, will have the right and opportunity to have you, if your injury or sickness is the basis of a claim, examined by a physician or vocational expert of its choice. This right may be used as often as reasonably required. The Company may also have an autopsy made when it is not forbidden by law.

I. LEGAL ACTIONS

You or your authorized representative cannot start any legal action:

1. until 60 days after proof of loss has been given; nor
2. more than three years after the time proof of loss is required.

J. TIME OF PAYMENT OF CLAIMS

When the Company receives proof of loss, benefits payable under the policy will be paid monthly during any period for which the Company is liable.

K. PAYMENT OF CLAIMS

Benefits will be paid to you. The survivor benefit will be paid to the survivor, if any, as described in the provision "Survivor Benefit." If there is no survivor, they are payable in accordance with the beneficiary designation in effect at the time of payment. If none is then in effect, the benefits will be paid to your estate. Any other benefits unpaid at death may be paid, at the Company's option, either to your beneficiary or estate. If benefits are payable to your estate or a beneficiary who cannot execute a valid release, the Company can pay benefits up to \$1,000.00 to someone related to you or your beneficiary by blood or marriage whom the Company considers to be entitled to the benefits. The Company shall be discharged to the extent of any such payment made in good faith.

L. WORKERS' COMPENSATION

The policy is not in lieu of, and does not affect, any requirement for coverage by Workers' Compensation Insurance.

M. AGENCY

For all purposes of the policy, the policyholder acts on its own behalf or as agent of the employee. Under no circumstances will the policyholder be deemed the agent of the Company without a written authorization.

N. EMPLOYER'S GROUP NUMBER

Each employer will have its own group number. This number is shown on your Schedule of Benefits.

O. AMOUNT OF BENEFIT FOR PART OF A MONTH

A monthly benefit may be payable for less than a full month. If so, the amount of monthly benefit for such time shall be proportionally reduced.

INSERT PAGES

**Calculation of Periodic Benefits
Claim Benefit Method "B"**

After serving the elimination period, the monthly benefit will be determined by dividing your yearly pay by twelve.

Basis of Monthly Benefit:

Your amount of monthly benefit is determined by your contract pay of basic earnings on the day you become disabled.

Amount of Benefit for Part of a Month:

A monthly benefit may be payable for less than a full month. If so, the amount of monthly benefit for such time shall be proportionally reduced.

Adjustments in Amount of Monthly Benefit:

The amount of benefit otherwise payable for any month may be reduced. It will be reduced by the amount of other income benefits, if any, as defined in the policy.

-N(2)-

FORM LTD-2 CERT.

Other Income Benefits

Other income benefits mean those benefits shown below which are paid or would be paid if the proper claim were filed:

1. The amount for which you are paid under any:
 - a. Workers' Compensation Law;
 - b. occupational disease; or
 - c. other act or law of like intent.
2. The amount of any disability income benefits for which you are eligible under any compulsory benefit act or law.
3. The amount of any disability income benefits for which you are eligible under:
 - a. any other group insurance plan of the employer;
 - b. any state or federal government disability or retirement plan; or
 - c. any individual policy for which the employer pays some or all of the premiums.
4. The amount of benefits you are eligible to receive under the employer's retirement plan as follows:
 - a. any disability benefits;
 - b. any retirement benefits.
5. The amount of disability or retirement benefits under the United States Social Security Act, as follows:
 - a. disability or unreduced retirement benefits for which:
 - i. you are eligible; and
 - ii. your spouse, child or children are eligible because of your disability; or
 - iii. your spouse, child or children are eligible because of your eligibility for unreduced retirement benefits; or
 - b. reduced retirement benefits received by:
 - i. you; and
 - ii. your spouse, child or children because of your receipt of reduced retirement benefits.

After the first deduction for Social Security benefits, the monthly benefit will not be further reduced due to any cost of living increase payable under Social Security.

6. Any earnings which you are eligible to receive from your employer, any other employer, or self employment for:
 - a. any salary continuation plan;
 - b. commission;
 - c. vacation pay;
 - d. bonus pay;
 - e. any other type of extra pay.
7. Auto insurance based on the principle of "no fault" coverage.

These other income benefits, except retirement benefits; must be payable as a result of the same total disability for which this policy pays a benefit.

Benefits under item 5a. above will be estimated if such benefits:

1. have not been awarded and have not been denied; or
2. have been denied, until such time as the denial is appealed through the final administrative appeals level; or
3. were at one time awarded but are now being denied, until such time as the denial is appealed through the final administrative appeals level.

If benefits have been estimated, the monthly benefit will be adjusted when the Company receives proof:

1. of the amount awarded; or
2. that benefits have been denied at the final administrative appeals level and the denial is not being appealed to the courts.

In the case of 2. above, a lump sum refund of the estimated amounts will be made.

Recurrent Disability

“Recurrent disability” means a disability which is related to or due to the same cause(s) of a prior disability for which a monthly benefit was payable.

A recurrent disability will be treated as part of the prior total disability if, after receiving total disability benefits under this policy, you:

1. return to your regular occupation on a full-time basis for less than six months; and
2. perform all the material duties of your occupation.

Benefit payments will be subject to the terms of the policy for the prior total disability.

If you return to your occupation on a full-time basis for six months or more, a recurrent disability will be treated as a new period of total disability. You must complete another elimination period.

Successive disability which results from (an) unrelated cause(s) will be deemed to be a continuation of the first disability unless separated by your return to active service for at least one full day.

Rehabilitation

If you are receiving a benefit under the policy, you may enter a rehabilitation program. This program must be supervised by a physician and approved by the Company. While in such a program, you shall be deemed to be totally disabled. The monthly benefit payable, while under such a program, shall be reduced by 50 percent of any income earned by you for work done under the program.

At no time shall the monthly benefit be paid beyond the maximum benefit period.

The monthly benefit will in no event be less than the minimum monthly benefit.

-B-

FORM LTD-2 CERT.

Survivor Benefit

“Eligible survivor” means your spouse, if living, otherwise your children under age 25. “Children” shall include legally adopted children and step-children who are living with you in a parent-child relationship at the time of your death.

The Company will pay a benefit to the eligible survivor when proof is received that you died:

1. after total disability has continued for 180 days or more days in a row; and
2. while receiving a monthly benefit.

The benefit will be an amount equal to three times your last monthly benefit, or as otherwise stated in the Schedule of Benefits.

If payment becomes due to your children, payment will be made to:

1. the children; or
2. a person named by the Company to receive payments on the children’s behalf. This payment will be valid and effective against all claims by others representing or claiming to represent the children.

“Last monthly benefit” means the monthly benefit paid to you immediately prior to your death but not including any reduction for wages earned while in rehabilitation employment.

-E-

FORM LTD-3 CERT.

Pregnancy – Full Maternity

Pregnancy, childbirth and related medical conditions shall be regarded as sickness and shall be subject to all the provisions of the policy relating to sickness.

-M(2)-

FORM LTD-3 CERT.

Continuity of Coverage Upon Transfer of Insurance Benefits

In order to prevent loss of coverage for an employee because of a transfer of insurance carriers, the policy will provide coverage for certain employees as follows:

Failure to be in Active Service Due to Injury or Sickness.

The policy will cover, subject to premium payments, employees:

1. insured with the prior carrier at the time of transfer; and
2. who are not in active service due to injury or sickness.

The benefit payable will be that which would have been paid by the prior carrier had coverage remained in force, less any benefit for which the prior carrier is liable.

Disability Due to a Pre-existing Condition.

Benefits may be payable for a total disability due to a pre-existing condition for an employee who:

1. was insured by the prior carrier at the time of transfer; and
2. was in active service and insured under this policy on its effective date.

The benefit will be determined according to the Schedule of Benefits if the employee satisfies the pre-existing condition exclusion under:

1. this policy; or
2. the prior carrier's policy, giving consideration towards continuous time insured under both policies.

No benefit will be paid if the employee cannot satisfy the pre-existing condition exclusion of 1. and 2. above.

-H-

FORM LTD-2 CERT.

AMENDMENT NO. 3

TO BE ATTACHED TO AND MADE PART OF THE CERTIFICATE

ISSUED TO: National Insurance Services Insurance Trust

It is agreed that the above certificate be amended, effective April 1, 1996, as follows.

1. Amend part VI of the certificate by adding the following provision:

SUBROGATION


You agree that we have all rights to any damages which arise out of any injury or illness you sustain, to the extent that these benefits are provided in the policy. You also agree that the right to such damages is hereby assigned to the Company. The Company has the right to recover from anyone. The Company may not collect for damages from you unless you are fully recovered, and we take into account your degree of fault and any other factors which may reduce your damages.

The provisions and conditions set forth on any page hereof are a part of this amendment as fully as if recited over the signature hereto affixed. Nothing contained in this amendment shall change any of the terms and conditions of this certificate other than as herein stated.

Executed by the Company on April 1, 1996.

MADISON NATIONAL LIFE INSURANCE COMPANY

By: _____


Officer of the Company

AMENDMENT NO. 35

TO BE ATTACHED TO AND MADE PART OF THE CERTIFICATE

ISSUED TO: Ramsey County

It is agreed that the above certificate be amended, effective January 1, 2002, as follows:

1. Amend the Section titled "General Policy Provisions" of the certificate by adding the following provision.

Company's Right of Recovery

The Company will not pay Benefits to you before you sign a Reimbursement Agreement and that Agreement is on file with the Company.

Whenever the Company has made payments to you in excess of the amount required by the provisions of this policy, or during periods of time for which you subsequently receive a retroactive benefit from any Other Income Benefit source, you will reimburse the Company for any such excess, duplicate, or erroneous payments.

Upon request, you must execute and deliver to the Company such documents as may be required and do whatever else is necessary to secure our rights to recover any excess, duplicate, or erroneous payments.

You must reimburse the Company in a satisfactory and timely manner for any payments made to which you were not entitled under the terms of this policy. Such reimbursement will be due and payable immediately upon our notification to and demand of you. Or, at our option, the subsequent payment of Benefits or the refund of any premium owed you by the Company may be reduced or refused as a setoff and applied toward such reimbursement. If you delay in notifying the Company of your receipt of an Other Income Benefit or in making reimbursement to the Company, the Company will have the right to charge interest at a reasonable rate on the delinquent amount owed the Company.

Our acceptance of premium or other fees, or our providing or paying of Benefits, does not constitute a waiver of our rights to enforce the provisions of this section in the future. The provisions of this section are in addition to, and not in lieu of, any other rights or remedies available to the Company at law or in equity.

Executed by the Company on January 1, 2002.

MADISON NATIONAL LIFE INSURANCE COMPANY

By: _____



Officer of the Company

For service information, contact...

NATIONAL INSURANCE SERVICES

(262) 785-9995

Toll-Free 1-800-627-3660

For claim information, contact...

MADISON NATIONAL LIFE INSURANCE COMPANY, INC.

1-800-356-9601

UNDERWRITTEN BY:

***MADISON NATIONAL LIFE
INSURANCE COMPANY, INC.***

Mailing Address: P.O. Box 5008 · Madison, WI 53705

Appendix C - Long Term Disability Enrollment History



Long-Term Disability - Basic Coverage		Enrollment	Rate/\$100 /month (based on monthly salary)		MONTHLY PREMIUM	
Year						
January						
2014		3,594	\$ 0.112	\$	18,510,967	\$ 20,732
2015		3,639	\$ 0.112	\$	18,722,436	\$ 20,969
2016		3,645	\$ 0.112	\$	19,064,583	\$ 21,352
2017		3,662	\$ 0.112	\$	19,802,416	\$ 22,179
2018		3,801	\$ 0.112	\$	20,865,281	\$ 23,369
<u>Optional 20% Buy up</u>						
January						
	Age Group					
2014	<39	483	\$ 0.090	\$	2,263,520	\$ 2,037
	40-49	554	\$ 0.235	\$	3,051,984	\$ 7,172
	50 & over	970	\$ 0.281	\$	5,537,413	\$ 15,560
2015	<39	481	\$ 0.090	\$	2,254,709	\$ 2,029
	40-49	543	\$ 0.235	\$	2,997,205	\$ 7,043
	50 & over	965	\$ 0.281	\$	5,507,935	\$ 15,477
2016	<39	479	\$ 0.090	\$	2,310,462	\$ 2,079
	40-49	535	\$ 0.235	\$	3,009,415	\$ 7,072
	50 & over	932	\$ 0.281	\$	5,484,035	\$ 15,410
2017	<39	499	\$ 0.090	\$	2,478,646	\$ 2,231
	40-49	548	\$ 0.235	\$	3,211,827	\$ 7,548
	50 & over	915	\$ 0.281	\$	5,558,354	\$ 15,619
2018	<39	545	\$ 0.090	\$	2,719,267	\$ 2,447
	40-49	544	\$ 0.235	\$	3,304,548	\$ 7,766
	50 & over	937	\$ 0.281	\$	5,804,201	\$ 16,310

01/04/18

Appendix D - Experience Exhibit for Long Term Disability



CLAIMS REPORT

RAMSEY COUNTY OF

Group Long Term Disability Insurance

Carrier Numbers: 1150

From Through	01/01/2013 12/31/2013	01/01/2014 12/31/2014	01/01/2015 12/31/2015	01/01/2016 12/31/2016	01/01/2017 12/31/2017	Combined
Earned Premium	\$ 539,573	\$ 545,288	\$ 549,006	\$ 563,559	\$ 586,802	\$ 2,784,229
Paid Claims	\$ 154,046	\$ 201,694	\$ 136,529	\$ 155,392	\$ 28,714	\$ 676,375
Open Reserves	\$ 11,650	\$ 115,830	\$ 209,140	\$ 306,358	\$ 269,955	\$ 912,933
IBNR	\$ 0	\$ 0	\$ 0	\$ 0	\$ 143,202	\$ 143,202
Total Incurred Claims	\$ 165,696	\$ 317,524	\$ 345,669	\$ 461,750	\$ 441,872	\$ 1,732,511
Loss Ratio	31%	58%	63%	82%	75%	62%

National Insurance Services

Date Prepared:

2/1/2018

HN



Closed Listing

RAMSEY COUNTY OF

Group Long Term Disability Insurance

Carrier Numbers: 1150

Listing of Currently Closed Claims as of 12/31/2017

Gender	Year of Birth	Date of Loss	Closed Date	Total Paid
F	1946	12/02/2005	06/20/2012	\$3,701.67
F	1939	12/16/2005	08/06/2007	\$8,354.54
F	1965	12/23/2005	06/20/2007	\$24,390.53
F	1971	01/04/2006	12/05/2012	\$8,169.14
F	1946	01/21/2006	10/05/2007	\$10,866.58
F	1948	08/04/2004	10/03/2006	\$393.42
F	1955	02/16/2006	08/05/2008	\$19,478.64
F	1949	02/27/2006	07/12/2007	\$4,565.93
M	1949	02/18/2006	08/26/2008	\$1,050.00
M	1949	02/22/2006	12/17/2007	\$800.00
F	1955	02/15/2006	09/07/2010	\$3,712.01
M	1951	05/02/2006	04/04/2007	\$6,056.43
M	1957	05/12/2006	08/16/2016	\$72,927.90
F	1965	05/30/2006	01/15/2007	\$3,573.87
M	1949	06/14/2006	03/07/2014	\$8,042.03
F	1954	06/21/2006	11/21/2007	\$22,244.11
M	1942	08/04/2006	05/07/2007	\$2,680.24
F	1943	07/26/2006	07/14/2010	\$4,950.43
F	1952	08/28/2006	04/09/2008	\$33,784.40
F	1976	07/17/2006	04/25/2008	\$8,752.90
F	1944	10/13/2006	05/28/2009	\$21,709.42
F	1958	09/25/2006	03/18/2008	\$13,687.74
M	1943	04/29/2006	01/14/2010	\$2,098.33

LTD Closed Claims Listing

APPENDIX D

<u>Gender</u>	<u>Year of Birth</u>	<u>Date of Loss</u>	<u>Closed Date</u>	<u>Total Paid</u>
M	1958	10/21/2006	02/21/2017	\$66,026.75
F	1947	11/14/2006	05/11/2009	\$1,200.00
F	1962	10/31/2006	06/11/2007	\$0.00
F	1960	11/23/2006	09/28/2007	\$5,866.67
F	1950	12/12/2006	04/01/2016	\$7,953.67
M	1944	12/15/2006	06/20/2008	\$9,702.86
F	1974	01/15/2007	06/17/2009	\$35,860.56
F	1966	10/16/2006	09/06/2007	\$171.67
F	1940	01/25/2007	04/13/2009	\$22,143.13
F	1957	01/06/2007	10/09/2009	\$13,185.19
M	1962	01/24/2007	04/23/2009	\$4,479.23
M	1948	02/12/2007	08/12/2008	\$40,386.22
M	1959	11/07/2006	09/19/2007	\$1,321.36
F	1950	11/07/2006	07/02/2009	\$1,371.67
F	1971	01/29/2007	10/02/2007	\$1,956.98
F	1944	02/19/2007	09/26/2012	\$9,693.48
M	1955	03/22/2007	09/22/2009	\$27,854.64
F	1963	04/05/2007	10/08/2009	\$39,947.56
F	1972	05/07/2007	12/07/2007	\$4,285.92
F	1950	04/29/2007	01/18/2008	\$311.05
M	1973	06/13/2007	01/28/2008	\$0.00
M	1966	09/23/2006	05/04/2012	\$2,525.00
M	1949	10/17/2007	07/24/2008	\$2,473.91
F	1951	09/20/2007	12/28/2017	\$24,285.16
F	1947	10/19/2007	01/15/2013	\$2,851.91
F	1963	10/20/2007	09/08/2008	\$10,030.54
F	1965	12/05/2007	03/01/2013	\$174,437.02
F	1953	09/04/2007	10/13/2017	\$1,620.21
F	1972	01/03/2008	07/08/2010	\$40,189.56
F	1976	08/10/2007	11/04/2008	\$9,818.19
M	1959	12/27/2007	03/26/2014	\$1,960.02
F	1951	01/03/2008	08/06/2009	\$18,856.25
F	1977	02/15/2008	12/21/2009	\$15,604.89

LTD Closed Claims Listing

APPENDIX D

<u>Gender</u>	<u>Year of Birth</u>	<u>Date of Loss</u>	<u>Closed Date</u>	<u>Total Paid</u>
F	1945	03/26/2008	05/08/2012	\$2,100.00
F	1962	03/27/2008	02/05/2009	\$648.04
M	1948	01/30/2008	02/11/2010	\$3,649.21
M	1973	04/14/2008	07/10/2013	\$133,115.79
F	1946	03/07/2007	08/03/2009	\$2,800.00
M	1950	01/03/2008	12/14/2010	\$111.67
F	1947	02/28/2008	04/03/2013	\$5,129.83
F	1979	08/13/2008	10/07/2008	\$0.00
M	1947	06/02/2008	11/20/2013	\$3,001.67
M	1953	08/19/2008	04/12/2011	\$23,507.11
M	1978	11/05/2008	04/29/2011	\$33,588.48
F	1943	07/11/2008	04/16/2009	\$7,287.67
F	1969	06/03/2008	09/01/2009	\$2,290.43
F	1966	07/04/2008	03/08/2012	\$7,118.52
F	1962	07/20/2008	04/29/2009	\$90.00
M	1961	12/18/2008	06/10/2011	\$6,180.79
M	1948	06/27/2008	06/25/2009	\$7,561.11
F	1952	11/08/2008	11/10/2009	\$8,811.69
F	1954	10/31/2008	08/21/2012	\$10,643.28
F	1942	10/07/2008	01/06/2011	\$2,800.04
F	1961	05/05/2008	07/02/2009	\$66.67
M	1959	02/21/2009	11/23/2009	\$4,958.76
F	1935	04/09/2009	01/14/2010	\$600.00
M	1949	10/29/2008	02/03/2010	\$176.67
F	1948	05/28/2009	03/17/2010	\$8,484.55
F	1965	07/16/2009	10/22/2010	\$14,500.49
F	1945	03/08/2008	09/02/2010	\$1,130.27
M	1948	10/21/2009	04/01/2014	\$44,490.84
F	1978	08/07/2009	02/14/2012	\$41,635.96
F	1945	10/25/2009	10/01/2010	\$1,886.94
F	1955	11/27/2009	07/16/2010	\$3,078.34
F	1948	12/02/2009	09/30/2010	\$1,984.19
F	1957	08/18/2009	02/20/2012	\$28,094.40

LTD Closed Claims Listing

APPENDIX D

<u>Gender</u>	<u>Year of Birth</u>	<u>Date of Loss</u>	<u>Closed Date</u>	<u>Total Paid</u>
M	1950	12/14/2009	10/16/2012	\$61,584.78
F	1953	08/29/2009	04/20/2012	\$10,255.93
M	1948	09/28/2009	01/13/2014	\$2,230.31
F	1981	07/07/2009	12/07/2011	\$12,022.73
F	1955	02/22/2010	08/16/2012	\$20,060.48
F	1955	01/06/2010	01/25/2011	\$8,496.57
F	1950	03/30/2010	01/04/2016	\$7,317.94
F	1961	03/02/2010	10/22/2010	\$1,072.47
M	1951	04/30/2010	10/02/2017	\$4,340.00
M	1959	01/05/2010	02/07/2013	\$46,195.73
F	1972	05/18/2010	11/09/2012	\$46,402.60
F	1964	08/25/2010	03/17/2011	\$143.53
M	1953	12/14/2010	11/16/2017	\$4,576.42
F	1960	06/16/2010	06/17/2011	\$6,494.72
M	1946	02/26/2010	04/26/2011	\$350.00
M	1963	06/14/2010	01/09/2013	\$1,200.00
F	1972	10/05/2010	04/14/2011	\$610.89
M	1951	10/06/2010	05/14/2012	\$17,026.43
F	1968	11/02/2010	01/07/2013	\$6,143.28
F	1963	12/30/2010	09/13/2011	\$3,155.19
F	1980	12/09/2010	05/29/2013	\$22,611.36
F	1948	01/18/2011	09/08/2011	\$0.00
M	1965	05/18/2007	09/09/2011	\$0.00
M	1963	09/15/2010	08/25/2011	\$3,476.33
F	1948	11/10/2010	10/01/2014	\$2,894.54
F	1958	03/01/2011	10/25/2011	\$1,182.63
F	1955	02/09/2011	09/17/2013	\$54,666.77
F	1971	06/30/2011	03/06/2014	\$3,516.77
M	1965	05/19/2011	08/29/2012	\$25,180.24
F	1961	06/09/2011	05/08/2012	\$68.33
M	1976	06/22/2011	03/24/2015	\$20,987.49
M	1959	04/19/2011	10/06/2017	\$3,672.88
F	1983	09/07/2010	06/30/2017	\$83,254.63

LTD Closed Claims Listing

APPENDIX D

<u>Gender</u>	<u>Year of Birth</u>	<u>Date of Loss</u>	<u>Closed Date</u>	<u>Total Paid</u>
F	1951	08/05/2011	07/05/2017	\$3,350.00
F	1965	12/07/2011	11/24/2015	\$31,679.86
F	1957	08/10/2011	10/11/2012	\$21,588.01
F	1958	08/21/2011	05/28/2014	\$6,173.43
F	1959	08/18/2011	06/02/2015	\$1,395.94
F	1949	09/07/2011	07/12/2012	\$2,723.58
F	1944	09/26/2011	10/22/2012	\$5,094.68
F	1955	09/26/2011	03/05/2014	\$12,066.70
M	1967	09/18/2011	06/12/2013	\$18,522.15
F	1950	09/21/2011	08/16/2012	\$1,554.75
F	1950	10/11/2011	10/01/2016	\$14,649.55
F	1971	08/18/2011	02/11/2014	\$18,307.23
M	1954	05/18/2012	12/17/2012	\$1,124.81
F	1979	01/04/2012	09/05/2012	\$5,419.37
M	1963	02/21/2012	09/13/2012	\$1,844.52
F	1962	02/23/2012	01/28/2013	\$3,104.50
F	1955	11/03/2011	02/28/2014	\$2,599.85
F	1956	04/16/2012	03/21/2017	\$3,537.14
F	1979	04/11/2012	05/14/2013	\$18,534.48
M	1980	06/06/2012	02/02/2015	\$2,967.74
M	1954	12/06/2012	01/03/2013	\$0.00
M	1968	07/12/2012	03/28/2013	\$5,749.03
M	1958	04/04/2012	04/10/2013	\$5,620.81
F	1952	08/22/2012	04/05/2016	\$2,613.30
M	1951	08/17/2012	05/18/2016	\$3,084.17
F	1956	06/28/2012	02/25/2013	\$144.38
M	1958	10/10/2012	11/20/2013	\$6,518.70
M	1958	10/24/2012	06/25/2013	\$8,117.08
F	1948	03/15/2013	05/20/2013	\$0.00
F	1975	06/05/2012	10/29/2013	\$19,308.53
F	1957	12/10/2012	11/08/2013	\$4,092.86
F	1974	01/18/2013	04/14/2014	\$11,529.64
F	1947	01/23/2013	06/12/2015	\$19,868.52

LTD Closed Claims Listing

APPENDIX D

<u>Gender</u>	<u>Year of Birth</u>	<u>Date of Loss</u>	<u>Closed Date</u>	<u>Total Paid</u>
F	1953	06/30/2006	09/05/2013	\$0.00
M	1967	02/23/2013	11/17/2017	\$15,104.05
F	1953	03/17/2013	10/01/2015	\$1,200.00
F	1985	03/29/2013	04/10/2015	\$3,133.41
M	1971	04/12/2013	02/14/2014	\$6,873.23
F	1960	04/17/2013	10/08/2015	\$10,911.63
F	1956	06/28/2013	04/16/2014	\$194.09
F	1956	06/25/2013	07/27/2016	\$1,444.31
F	1957	01/16/2013	07/08/2015	\$16,231.17
F	1977	07/17/2013	03/20/2014	\$551.79
M	1968	12/02/2013	08/11/2014	\$2,430.04
F	1947	10/22/2013	05/16/2014	\$1.67
F	1949	12/08/2013	06/30/2017	\$8,937.30
F	1953	09/17/2013	06/24/2014	\$956.05
M	1959	02/03/2014	10/02/2014	\$0.00
F	1972	02/28/2014	10/11/2017	\$25,180.96
F	1960	08/19/2013	09/11/2015	\$43,882.27
M	1971	07/27/2012	07/25/2017	\$8,072.92
M	1953	09/27/2014	12/10/2014	\$0.00
F	1962	03/18/2014	10/30/2014	\$0.00
F	1955	09/25/2013	02/08/2016	\$1,200.00
F	1963	05/27/2014	11/09/2016	\$7,906.34
F	1959	06/20/2014	05/26/2015	\$14,568.36
M	1954	05/20/2014	02/19/2016	\$751.67
M	1965	03/18/2014	04/02/2015	\$326.67
F	1971	08/01/2014	03/23/2016	\$20,598.42
F	1969	08/27/2014	07/18/2016	\$2,181.36
F	1969	10/12/2014	07/12/2016	\$11,895.82
M	1977	09/12/2014	04/20/2015	\$918.65
F	1966	11/11/2014	06/30/2015	\$0.00
M	1957	03/04/2015	06/10/2015	\$0.00
M	1959	09/22/2014	10/10/2017	\$12,351.65
F	1953	11/13/2014	09/29/2016	\$2,348.20

LTD Closed Claims Listing

APPENDIX D

<u>Gender</u>	<u>Year of Birth</u>	<u>Date of Loss</u>	<u>Closed Date</u>	<u>Total Paid</u>
F	1978	12/09/2014	01/05/2016	\$0.00
M	1952	01/19/2015	08/05/2015	\$1,992.59
F	1968	01/07/2015	10/10/2017	\$8,812.51
M	1960	09/05/2014	03/16/2017	\$4,884.18
F	1938	02/26/2015	07/01/2016	\$1,861.72
F	1947	12/18/2014	04/06/2016	\$50.00
M	1978	04/28/2015	12/04/2015	\$0.00
F	1970	08/29/2014	12/13/2016	\$17,745.90
M	1963	04/29/2015	06/24/2016	\$16,142.52
F	1962	04/09/2015	07/20/2017	\$0.00
F	1979	07/08/2015	02/02/2016	\$0.00
F	1965	07/24/2015	03/08/2016	\$5,827.73
F	1979	09/17/2015	07/05/2017	\$23,210.43
F	1973	12/22/2015	08/10/2016	\$1,091.22
F	1958	06/02/2015	07/28/2016	\$15,540.61
F	1957	01/15/2016	12/19/2016	\$2,818.50
F	1983	07/09/2016	08/16/2016	\$0.00
F	1982	09/25/2015	08/09/2017	\$0.00
F	1954	11/17/2015	01/20/2017	\$0.00
F	1964	03/18/2016	01/23/2017	\$10,200.38
F	1969	07/01/2016	12/29/2016	\$0.00
M	1958	07/18/2016	05/16/2017	\$16,718.96
M	1967	08/09/2016	03/21/2017	\$5,496.12
F	1959	02/14/2015	04/17/2017	\$835.00
M	1977	03/29/2017	05/31/2017	\$0.00
F	1966	02/28/2017	04/13/2017	\$0.00
F	1976	01/26/2017	10/17/2017	\$0.00
M	1963	08/03/2016	07/12/2017	\$7,448.83
F	1966	12/16/2016	09/26/2017	\$12,843.62
M	1961	05/21/2016	11/30/2017	\$17,952.79
F	1990	07/01/2017	08/14/2017	\$0.00
M	1954	03/14/2017	11/02/2017	\$9,149.45
F	1972	08/30/2016	11/14/2017	\$0.00

LTD Closed Claims Listing

APPENDIX D

<u>Gender</u>	<u>Year of Birth</u>	<u>Date of Loss</u>	<u>Closed Date</u>	<u>Total Paid</u>
F	1950	06/02/2004	08/02/2004	\$0.00
F	1952	03/22/2004	10/27/2004	\$1,195.59
F	1950	01/08/2004	11/04/2004	\$0.00
F	1954	09/20/2004	12/14/2004	\$1,873.50
M	1949	04/01/2004	09/10/2013	\$5,428.58
M	1948	07/28/2004	01/19/2005	\$0.00
F	1941	04/27/2004	08/25/2006	\$10,549.60
F	1955	06/25/2004	09/06/2007	\$35,486.59
M	1971	07/15/2004	04/26/2005	\$0.00
F	1946	06/24/2004	04/09/2012	\$8,024.63
F	1950	07/21/2004	01/19/2007	\$29,249.43
M	1949	09/20/2004	06/15/2006	\$22,867.50
M	1946	06/01/2004	06/24/2005	\$8,308.46
F	1949	11/30/2004	03/27/2007	\$1,201.67
M	1955	12/26/2004	06/07/2007	\$7,624.90
F	1951	01/07/2005	09/28/2005	\$0.00
F	1949	04/26/2005	01/11/2006	\$9,100.97
F	1956	01/03/2005	05/24/2007	\$1,200.00
F	1956	01/07/2005	05/25/2007	\$16,235.28
F	1951	06/28/2004	12/14/2006	\$39,760.25
F	1975	04/06/2005	09/10/2007	\$10,067.28
F	1938	04/27/2005	01/19/2007	\$1,833.42
F	1957	05/04/2005	06/06/2007	\$29,042.28
M	1947	06/01/2005	09/21/2017	\$5,786.12
F	1961	04/25/2005	01/05/2006	\$3,468.85
M	1951	06/02/2004	01/05/2007	\$5,198.64
M	1955	04/19/2004	07/27/2006	\$19,203.72
M	1966	07/13/2005	02/06/2006	\$2,518.45
M	1952	07/02/2005	08/02/2016	\$17,104.22
F	1968	03/01/2005	09/13/2007	\$47,354.96
F	1945	09/29/2005	06/28/2011	\$3,479.25
F	1968	09/03/2005	12/03/2012	\$35,810.89
F	1965	10/17/2005	05/18/2006	\$1,183.32

LTD Closed Claims Listing

<u>Gender</u>	<u>Year of Birth</u>	<u>Date of Loss</u>	<u>Closed Date</u>	<u>Total Paid</u>
F	1973	01/28/2005	09/01/2005	\$0.00
F	1954	06/21/2006	01/03/2007	\$0.00
M	1962	01/24/2007	08/10/2007	\$0.00



Open Listing

RAMSEY COUNTY OF

Group Long Term Disability Insurance

Carrier Numbers: 1150

Listing of Currently Open Claims as of 12/31/2017

<u>Gender</u>	<u>Year of Birth</u>	<u>Date of Loss</u>	<u>Net Monthly Benefits</u>	<u>Monthly Benefit</u>	<u>SS Offset</u>	<u>State Offset</u>	<u>Reserve</u>
F	1954	01/20/2006	\$50.00	\$1,905.08	\$1,290.00	\$1,302.57	\$1,259.27
F	1963	07/17/2006	\$50.00	\$1,618.02	\$1,570.00	\$1,353.00	\$5,276.56
M	1959	08/16/2006	\$32.07	\$2,960.88	\$1,702.00	\$1,226.81	\$3,592.29
M	1958	09/16/2006	\$50.00	\$2,936.04	\$1.00	\$3,250.00	\$3,506.34
F	1953	07/22/2007	\$50.00	\$1,014.40	\$941.00	\$826.48	\$899.06
M	1959	05/28/2008	\$50.00	\$2,500.46	\$1,813.00	\$1,380.37	\$3,771.52
F	1958	09/17/2008	\$163.58	\$1,933.44	\$1,727.00	\$42.86	\$11,890.26
F	1964	02/13/2009	\$50.00	\$927.69	\$1,329.00	\$0.00	\$5,461.11
M	1952	12/20/2008	\$50.00	\$1,734.39	\$1,827.00	\$1,845.78	\$492.91
F	1981	02/24/2010	\$466.37	\$2,398.37	\$1,932.00	\$0.00	\$82,310.73
F	1956	02/05/2010	\$50.00	\$1,661.72	\$1,066.00	\$1,021.65	\$2,674.57
F	1957	11/09/2010	\$1,038.12	\$2,425.12	\$1,387.00	\$0.00	\$63,713.41
F	1952	05/14/2011	\$50.00	\$2,132.87	\$1,782.00	\$2,135.09	\$301.06
M	1954	06/01/2011	\$50.00	\$4,022.72	\$1,899.00	\$2,294.63	\$1,485.68
F	1959	10/05/2011	\$50.00	\$2,625.26	\$1,819.00	\$2,265.89	\$4,089.48
M	1952	11/16/2010	\$50.00	\$1,428.27	\$1,543.00	\$1,071.02	\$491.63
M	1955	02/23/2012	\$50.00	\$2,209.90	\$1,628.00	\$1,285.94	\$2,028.19
F	1971	01/10/2013	\$50.00	\$933.25	\$933.00	\$0.00	\$6,660.91
F	1961	03/05/2013	\$50.00	\$1,426.45	\$1,170.00	\$1,313.54	\$4,988.97
F	1953	01/06/2014	\$50.00	\$2,746.01	\$1,735.00	\$1,974.66	\$805.26
M	1956	09/09/2014	\$50.00	\$4,183.86	\$2,109.00	\$2,305.06	\$2,570.02
F	1969	04/15/2014	\$50.00	\$2,259.36	\$0.00	\$7,076.86	\$0.00
F	1954	07/11/2014	\$50.00	\$2,268.18	\$1,430.00	\$1,122.97	\$1,438.51
M	1956	11/22/2014	\$2,104.06	\$3,201.06	\$1,097.00	\$0.00	\$111,016.46
F	1981	06/16/2015	\$684.61	\$2,353.61	\$1,669.00	\$0.00	\$113,771.58

LTD OPEN CLAIM LISTING

APPENDIX D

<u>Gender</u>	<u>Year of Birth</u>	<u>Date of Loss</u>	<u>Net Monthly Benefits</u>	<u>Monthly Benefit</u>	<u>SS Offset</u>	<u>State Offset</u>	<u>Reserve</u>
F	1953	08/15/2015	\$50.00	\$2,814.33	\$0.00	\$6,515.57	\$0.00
F	1962	11/07/2015	\$2,342.14	\$2,342.14	\$0.00	\$0.00	\$95,368.33
F	1957	05/06/2016	\$1,178.59	\$2,925.82	\$1,125.00	\$622.23	\$58,032.96
F	1961	03/31/2016	\$1,397.72	\$1,397.72	\$0.00	\$0.00	\$27,083.00
F	1955	08/12/2016	\$50.00	\$3,232.28	\$1,889.00	\$1,528.91	\$1,568.28
M	1961	11/24/2016	\$50.00	\$2,249.43	\$2,301.00	\$1,215.61	\$3,204.16
M	1954	11/11/2016	\$50.00	\$3,981.56	\$3,030.00	\$1,349.90	\$1,319.43
M	1955	12/30/2016	\$50.00	\$1,470.87	\$0.00	\$1,470.00	\$10,631.84
F	1972	08/30/2016	\$2,722.82	\$2,722.82	\$0.00	\$0.00	\$90,528.58
M	1961	11/12/2016	\$50.00	\$1,991.83	\$2,015.00	\$0.00	\$0.00
M	1968	03/12/2017	\$3,599.37	\$3,599.37	\$0.00	\$0.00	\$54,970.33
F	1958	03/23/2017	\$2,922.27	\$2,922.27	\$0.00	\$0.00	\$66,896.38
F	1956	05/24/2005	\$447.04	\$3,334.52	\$1,612.00	\$1,275.48	\$22,867.59
M	1955	11/07/2016	\$794.77	\$3,205.63	\$2,171.00	\$239.86	\$24,643.80
F	1969	06/15/2017	\$2,562.02	\$2,562.02	\$0.00	\$0.00	\$68,672.54
M	1979	07/03/2017	\$3,461.87	\$3,461.87	\$0.00	\$0.00	\$61,662.83
F	1965	09/16/2016	\$2,688.24	\$2,709.20	\$0.00	\$20.96	\$89,345.92
F	1965	07/03/2017	\$3,153.07	\$3,153.07	\$0.00	\$0.00	\$17,753.36

Appendix E - Claim Breakdown for Long Term Disability



Ramsey County
RFP - HR1806
Group Long Term Disability Insurance

APPENDIX E

Carrier Number: 1150

ICD - 10 Code Title	% Overall	
	# Claims	Claims
A00-B99 Certain infectious and parasitic diseases	3	1.00%
C00-D49 Neoplasms	38	12.67%
D50-D89 Diseases of the blood and blood forming organs and certain diseases involving the immune mechanism	1	0.33%
E00-E89 Endocrine, nutritional and metabolic diseases	6	2.00%
F01-F99 Mental, Behavioral and Neurodevelopmental disorders	56	18.67%
G00-G99 Diseases of the nervous system	18	6.00%
H00-H59 Diseases of the eye and adnexa	1	0.33%
H60-H95 Diseases of the ear and mastoid process	2	0.67%
I00-I99 Diseases of the circulatory system	22	7.33%
J00-J99 Diseases of the respiratory system	5	1.67%
K00-K95 Diseases of the digestive system	6	2.00%
L00-L99 Diseases of the skin and subcutaneous tissue	1	0.33%
M00-M99 Diseases of the musculoskeletal system and connective tissue	93	31.00%
N00-N99 Diseases of the genitourinary system	2	0.67%
O00-O9a Pregnancy, childbirth and the puerperium	3	1.00%
P00-P96 Certain conditions originating in the perinatal period	0	0.00%
Q00-Q99 Congenital malformations, deformations and chromosomal abnormalities	0	0.00%
R00-R99 Symptoms, signs and abnormal clinical and laboratory findings, not elsewhere classified	4	1.33%
S00-T88 Injury, poisoning and certain other consequences of external causes	36	12.00%
V00-Y99 External causes of morbidity	0	0.00%
Z00-Z99 Factors influencing health status and contact with health services	3	1.00%
	<u>300</u>	<u>100%</u>

Data 1/1/2004 - 12/31/2017



Ramsey County
RFP - HR 1806
Group Short Term Disability Insurance

APPENDIX E

Carrier Number: 1151

ICD - 10 Code Title	% Overall	
	# Claims	Claims
A00-B99 Certain infectious and parasitic diseases	5	0.45%
C00-D49 Neoplasms	60	5.39%
D50-D89 Diseases of the blood and blood forming organs and certain diseases involving the immune mechanism	5	0.45%
E00-E89 Endocrine, nutritional and metabolic diseases	11	0.99%
F01-F99 Mental, Behavioral and Neurodevelopmental disorders	136	12.21%
G00-G99 Diseases of the nervous system	23	2.06%
H00-H59 Diseases of the eye and adnexa	3	0.27%
H60-H95 Diseases of the ear and mastoid process	3	0.27%
I00-I99 Diseases of the circulatory system	31	2.78%
J00-J99 Diseases of the respiratory system	11	0.99%
K00-K95 Diseases of the digestive system	35	3.14%
L00-L99 Diseases of the skin and subcutaneous tissue	4	0.36%
M00-M99 Diseases of the musculoskeletal system and connective tissue	242	21.72%
N00-N99 Diseases of the genitourinary system	30	2.69%
O00-O9a Pregnancy, childbirth and the puerperium	339	30.43%
P00-P96 Certain conditions originating in the perinatal period	3	0.27%
Q00-Q99 Congenital malformations, deformations and chromosomal abnormalities	4	0.36%
R00-R99 Symptoms, signs and abnormal clinical and laboratory findings, not elsewhere classified	22	1.97%
S00-T88 Injury, poisoning and certain other consequences of external causes	136	12.21%
V00-Y99 External causes of morbidity	2	0.18%
Z00-Z99 Factors influencing health status and contact with health services	9	0.81%
	<u>1114</u>	<u>100%</u>

Data 1/1/2004 - 12/31/2017

Appendix F - Short Term Disability Insurance Certificate

CERTIFICATE OF INSURANCE

GROUP SHORT TERM DISABILITY INSURANCE

RAMSEY COUNTY AND ITS AFFILIATED GROUPS
ST PAUL, MINNESOTA

ALL ELIGIBLE EMPLOYEES


Administered by:
NATIONAL  INSURANCE
SERVICES
of Wisconsin, Inc.

MADISON NATIONAL LIFE INSURANCE COMPANY, INC.
Mailing Address: P.O. Box 5008, Madison, Wisconsin 53705

(HEREIN CALLED THE COMPANY)

Policyholder: TRUSTEE OF NATIONAL INSURANCE SERVICES

This Certificate will in no way void any of the terms contained in the Group Insurance Policy. It replaces any and all certificates and certificate riders issued for the above named employee under the policy referred to herein.

A handwritten signature in cursive script, appearing to read "Larry R. Graber".

President

Form LTD-3 CERT.

**Table of Contents
To Your
Certificate**

	<u>Page(s)</u>
Schedule of Benefits	SB
Definitions	1-2
Eligibility and Effective Dates	3
Basic Benefits	4-5
Exclusions and Limitations	5
Individual Termination	6
General Policy Provisions	6-8
Other Income Benefits	A(1) or A(2)
Recurrent Disability	B
Rehabilitation	B
Cumulative Elimination Period*	C
Partial Disability*	D
Survivor Benefit*	E
Specific Loss Benefit*	F
Cost of Living Adjustment*	G or G(1)
Continuity of Coverage Upon Transfer of Insurance Carriers	H
All Sources Maximum Benefit*	I
Daily Indemnity Benefit for Injuries*	J
Pre-existing Conditions*	K
Mental Illness	L(1), L(2) or L(5)
Pregnancy/Maternity	M(1) or M(2)
Calculation of Periodic Benefits	N(1) or N(2)
Presumptive Disability*	O
Residual Disability*	P
Short Term Disability Benefit*	Q
Lifestyle LTD*	RID2
Medical Premium Expense Benefit*	Claims/Rider 2
Subrogation*	Amend 3
Special Conditions Limitation*	Amend 13
Right of Recovery Provision**	Amend 35

*These optional provisions may or may not be part of your group plan. You will not have pages in the Certificate for those not part of your group plan.

**This provision will be included as a standard provision in all states where it has been filed and approved. You will not have pages in the Certificate if it has not been filed and approved in your state.

--TC--

SCHEDULE OF BENEFITS
 FOR
 ALL ELIGIBLE EMPLOYEES
 RAMSEY COUNTY AND ITS AFFILIATED GROUPS**
 ST. PAUL, MN

Carrier Number: 1151

Group Effective Date: January 1, 2004

Benefits Revised Date: July 1, 2016

Benefit Percentage	Maximum Benefit Period	Elimination Period
60% of Basic Earnings	26 weeks including the Elimination Period or the date you become eligible for Long-Term Disability benefits under carrier 1150, whichever is less	See Eligible Classes below.

** Affiliated Groups: City of Falcon Heights; City of Lauderdale; Metro Net; Historical Society; Ramsey/Washington Recycling & Energy Board

Maximum Monthly Benefit: \$7,500

Minimum Monthly Benefit: \$50

Eligible Classes:

- Class 1: Ramsey County – All Employees electing 30 Consecutive Calendar Days elimination period.*
- Class 2: Ramsey County – All Employees electing 60 Consecutive Calendar Days elimination period.*
- Class 3: Ramsey County – All Employees electing 90 Consecutive Calendar Days elimination period.*
- Class 4: Affiliates – All Employees electing 30 Consecutive Calendar Days elimination period.
- Class 5: Affiliates – All Employees electing 60 Consecutive Calendar Days elimination period.
- Class 6: Affiliates – All Employees electing 90 Consecutive Calendar Days elimination period.

* Ramsey County Employees will be allowed to bank up to 80 hours of Sick Leave after meeting the Elimination Period.

SPECIAL PROVISIONS FOR ALL ELIGIBLE EMPLOYEES OF RAMSEY COUNTY AND ITS AFFILIATED GROUPS:

Probationary Period: None

Definition of Employee:

The term "Employee" as used in this certificate means an Eligible Employee, as defined by the Employer, who meets the Active Service definition.

Minimum Hour Requirement for Active Service for Eligible Employees:

- Ramsey County Employees: All Eligible Employees who work or are paid at least 40 hours on a regular basis per two-week pay period, as determined by the County.
 - For Employees in specified bargaining units, eligibility is based on the average hours per pay period over a prior designated six month period, as determined by the County.
 - For all other Employees, eligibility is based on their positions assigned standard hours per pay period, as determined by the County.
- City of Lauderdale: All Eligible Employees who work or are paid at least 20 hours per week.
- Metro Net: All Eligible Employees who work or are paid at least 30 hours per week.
- Historical Society: All Eligible Employees who work or are paid over 20 hours per week.
- City of Falcon Heights: All Eligible Employees who work or are paid at least 80 hours per two week pay period.
- Ramsey/Washington Recycling & Energy Board: All Eligible Employees who work or are paid at least 40 hours on a regular basis per two-week pay period, as determined by the County.

Effective Dates of Insurance:

Under 'SECTION II – ELIGIBILITY AND EFFECTIVE DATES', under section 'C. EFFECTIVE DATES OF INSURANCE', item '3' is deleted in its entirety and replaced with the following:

3. If you are required to contribute to the cost of your coverage under the policy, you will be insured under one of these conditions:
 - (a) Your eligibility date, if you have made written application for insurance on or before this date, as long as at least 25% of employees eligible for coverage are enrolled in the plan.
 - (b) The date you make written application for insurance, if you do it on or before the 31st day after your eligibility date, as long as at least 25% of employees eligible for coverage are enrolled in the plan.
 - (c) The date the Company gives its approval, if you:
 - i. make written application for insurance more than 31 days after your eligibility date; or
 - ii. make written application for an increase in current insurance levels; or
 - iii. terminate your insurance while continuing to be eligible; or
 - iv. Make written application while the number of employees enrolled for coverage is less than 25% of the number of employees eligible for coverage.

In the case of 'i.', 'ii.', 'iii.', and 'iv.' above, you must submit an application and evidence of insurability to the Company for approval. This will be at your expense.

Minimum Participation

Participation levels are reviewed annually. If the participation level is below 25%, all employees applying for coverage during that upcoming policy year will be required to submit evidence of insurability.'

Open Enrollment:

There will be an open enrollment period for Employees who are Eligible for coverage, under this plan, but are not presently insured, and are considered Late Enrollees, and Employees who are presently insured and who wish to change their Eligible Class.

Each newly enrolled Employee will be placed into the appropriate existing class and will have the same benefits, restrictions and limitations as those Employees who are in that given class.

This open enrollment period will be a 14-day period annually during the month of November as agreed upon by the employer and the Company.

Evidence of Insurability will be required for late enrollees who apply for coverage outside of the Open Enrollment period.

PAGE TWO OF THE SPECIAL PROVISIONS FOR ALL ELIGIBLE EMPLOYEES OF RAMSEY COUNTY AND ITS AFFILIATED GROUPS:

Open Enrollment (continued):

Late Enrollee means an employee applying for coverage more than 31 days after his or her eligibility date.

Employees who add or change coverage during the Open Enrollment period are subject to the Pre-Existing Condition Exclusion.

Individual Termination:

Under 'SECTION V – INDIVIDUAL TERMINATION', under '6.', item 'c.', is hereby added as follows:

'c. an unpaid leave of absence to a maximum of 2 years may be granted for all insured employees. All leaves must be approved by the County, and all employees returning from leave will be re-enrolled at the insured's pre-leave benefit and include any time worked toward meeting the pre-existing condition limitation that the insured served prior to his or her leave.

During an unpaid leave of absence, short-term disability coverage will end as of the last day worked.

An employee on paid status will maintain their coverage for up to one year.'

General Freeze:

The Company will NOT count as Other Income Benefits any automatic or other general cost of living increases in the amounts of benefits payable by any of the sources described on page '-A(1)-' of this Certificate.

Survivor Benefit:

Page 'E' of this Certificate, entitled 'SURVIVOR BENEFIT', shall apply. However, the following sentence is hereby deleted in its entirety:

'After total disability had continued for 180 or more days in a row; and'.

Pre-Existing Condition Exclusion:

Under 'SECTION IV – EXCLUSIONS AND LIMITATIONS', item 'B. If your Certificate contains a pre-existing condition exclusion, it will be found on page K of this Certificate.' is hereby deleted and replaced with the following:

'B. If your Certificate contains a pre-existing condition exclusion, it will be found in the Schedule of Benefits.'

Furthermore, the following is hereby added:

'PRE-EXISTING CONDITION EXCLUSION

This policy will not cover any total disability if both of the following are true:

1. Disability is caused by, contributed to by, or resulting from a pre-existing condition.
2. This disability begins in the first 12 months after your effective date.

"Pre-existing condition" means a sickness or injury for which you had received medical treatment, consultation, care or services including diagnostic measures in the three months prior to your effective date. This includes any condition for which you took prescribed drugs or medicines in this period.

PAGE THREE OF THE SPECIAL PROVISIONS FOR ALL ELIGIBLE EMPLOYEES OF RAMSEY COUNTY AND ITS AFFILIATED GROUPS:

Pre-Existing Condition Exclusion (continued):

This pre-existing condition exclusion will not apply to a new period of total disability if all of the following are true:

1. You are totally disabled due to a pre-existing condition on the day, which is 12 months after your effective date; and
2. After that day, return to active service for at least five days in a row; and
3. You become disabled again due to the same pre-existing condition.'

Residual Disability:

'Residual Disability' and 'Residually Disabled' mean your inability, as a result of Sickness or Bodily Injury, to perform all the material and substantial duties of your regular occupation on a full-time basis while you, in fact:

1. are performing at least one of the material and substantial duties of your regular occupation or any other occupation on a part-time or full-time basis; and
2. due to the same Sickness or Bodily Injury, are currently earning at least 20% less per month than your Indexed Pre-Disability Earnings.

While Residually Disabled, if you are earning less than 20% of your Indexed Pre-Disability Earnings, the amount of the Monthly Benefit for Residual Disability will equal the amount of Monthly Benefit for Total Disability.

However, if you, while Residually Disabled, are earning at least 20%, but not more than 80% of your Indexed Pre-Disability Earnings then the Monthly Benefit for Residual Disability will be figured as follows:

- The formula used to figure the Monthly Benefit will be: (A divided by B) multiplied by C, where-
 - 'A' is your Indexed Pre-Disability Earnings minus your income from employment received while you are Residually Disabled.
 - 'B' is your Indexed Pre-Disability Earnings.
 - 'C' is the Monthly Benefit as figured if you were Total Disabled.

'Indexed Pre-Disability Earnings' is defined as your Monthly Earnings just before your Total or Residual Disability began, as adjusted upward on the July first of each year after you have been Residually Disabled for 12 months. The amount of each adjustment will be the lesser of 7% or the current annual percentage increase in the Consumer Price Index. The Consumer Price Index (CPI-W) is published by the United States Department of Labor. We reserve the right to use some other similar measurement if the Department of Labor changes or stops publishing the CPI-W.

Residual Disability Benefits will cease on the earliest of:

1. the date you are no longer Totally or Residually Disabled;
2. the date you die;
3. the end of the Maximum Benefit Period;
4. the date your current earnings exceed 80% of your Indexed Pre-Disability Earnings.

Wherever applicable, the term Total Disability and Totally Disabled in the Certificate shall also mean Residual Disability and Residually Disabled.'

PAGE FOUR OF THE SPECIAL PROVISIONS FOR ALL ELIGIBLE EMPLOYEES OF RAMSEY COUNTY AND ITS AFFILIATED GROUPS:

Mental Illness /Substance Abuse Coverage:

Benefit 'L(5)' applies. Furthermore, the definition of "Mental or emotional illness" found on this page is hereby deleted in its entirety and replaced with:

"Mental or emotional illness" means any neurosis, psychoneurosis, psychopathy, psychosis and all other mental or emotional illness of any type including, but not limited to, substance abuse or addiction and the use of any hallucinogen. "Substance abuse" includes alcoholism and the taking of a prescription or controlled drug in a manner not prescribed or recommended by a physician.'

Cumulative Elimination Period:

If Total or Partial Disability stops during the Elimination Period for any 14 (or less) calendar days, then the Total or Partial Disability will be treated as continuous. Days that you are not Totally or Partially Disabled will not count toward the Elimination Period.

Definition of Retirement Date:

Under 'SECTION I – DEFINITIONS', under the definition of "Retirement date", the paragraph that reads 'You must apply for any retirement benefits for which you are eligible no later than your 65th birthday. If no application is made at that time, the benefits under the policy shall be reduced by the estimated amount of benefits for which you are eligible.' is hereby deleted in its entirety.

Termination of the Monthly Benefit:

Under 'SECTION III – BENEFITS', under 'D. TERMINATION OF THE MONTHLY BENEFIT', under 'The monthly benefit will cease on the earliest of:', item '4.' is hereby deleted in its entirety.

TC/B/A1/E/L5/M2/N2/H/AMEND3/AMEND35

SECTION I - DEFINITIONS

"Active service" means you must be working:

1. for the employer on a permanent full-time basis and paid regular earnings;
2. at least 30 hours per week unless otherwise specified in the Schedule of Benefits; and either
3. at the employer's usual place of business; or
4. at a location to which the employer's business requires you to travel.

You will be deemed to be in active service on each day of a regular paid vacation or on a regular nonworking day on which you are not disabled if you were in active service on the last preceding regular working day.

"Basic monthly earnings" means your monthly rate of earnings from the employer in effect immediately prior to the date total disability begins. It does not include bonuses, overtime pay and extra compensation.

"Company" means Madison National Life Insurance Company, Inc.

"Disability benefits," when used with the term retirement plan, means money which:

1. is payable under a retirement plan due to disability as defined in that plan; and
2. does not reduce the amount of money which would have been paid as retirement benefits at the normal retirement age under the plan if the disability had not occurred. (If the payment does cause such a reduction, it will be deemed a retirement benefit as defined in this certificate.)

"Eligibility date" means the date you become eligible for insurance under the policy. Classes eligible are shown in the Schedule of Benefits.

"Elimination period" means a period of consecutive dates of total disability for which no benefit is payable. The elimination period is shown in the Schedule of Benefits and begins on the first day of total disability.

"Employee" is as defined in the Schedule of Benefits.

"Employer" means any employer who:

1. executes a Joinder Agreement with the Trustee of National Insurance Services; and
2. designates the Trustee as the entity to act as policyholder for it in conjunction with providing benefits described in the policy.

"Injury" means bodily injury resulting directly from an accident and independently of all other causes. The injury must occur and total disability must begin while you are insured under the policy.

"Insured" means an employee insured under the policy.

"Joinder Agreement" means an agreement made between an employer and the policyholder and approved by the Company to provide insurance under the policy.

"Monthly benefit" means the amount payable by the Company to you if and when you are a disabled insured.

"Physician" means a person who is:

1. operating within the scope of his or her license; and either
2. licensed to practice medicine and prescribe and administer drugs or to perform surgery; or
3. legally qualified as a medical practitioner and required to be recognized under the policy for insurance purposes, according to the insurance statutes or the insurance regulations of the governing jurisdiction.

It will not include you or your spouse, daughter, son, father, mother, sister or brother.

"Policy" means the Group Long Term Disability Insurance Policy under which your Certificate is issued.

"Policyholder" means the policyholder named in this Certificate.

"Probationary period," as shown in the Schedule of Benefits, means the continuous length of time you must serve in an eligible class to reach your eligibility date.

"Retirement benefits," when used with the term "retirement plan," means money which:

1. is payable under a retirement plan either in a lump sum or in the form of periodic payments;
2. does not represent contributions made by you; and Note: Payments which represent your contributions are deemed to be received over your expected remaining life regardless of when such payments are actually received.
3. is payable upon:
 - a. early or normal retirement; or
 - b. disability if the payment does reduce the amount of money which would have been paid at the normal retirement age under the plan if the disability had not occurred.

"Retirement date" means the earlier of:

1. the first date as of which you apply for and receive retirement benefits under any pension plan to which the employer contributes; or
2. the first date as of which you apply for and receive retirement benefits under any state or federal government retirement plan or social security law. This does not include benefits which are payable solely for disability or solely because of employment or service with a state or federal governmental unit.

You must apply for any retirement benefits for which you are eligible no later than your 65th birthday. If no application is made at that time, the benefits under the policy shall be reduced by the estimated amount of benefits for which you are eligible.

"Retirement plan" means a plan which provides retirement benefits to you and which is not funded wholly by your contributions. The term shall include a profit-sharing plan, a thrift plan, an individual retirement account (IRA), a tax-sheltered annuity (TSA), a stock ownership plan, or a non-qualified plan of deferred compensation.

Note: "Employer's retirement plan" is deemed to include any retirement plan:

1. which is part of any federal, state, county, municipal or association retirement system; and
2. for which you are eligible as a result of employment with the employer.

"Sickness" means illness or disease which causes total disability. The total disability must begin while you are insured under the policy.

"Total disability" and "totally disabled" mean that because of injury or sickness:

1. you cannot perform each of the substantial and material duties of your regular occupation; and

2. after benefits have been paid for 24 months, you cannot perform each of the substantial and material duties of any gainful occupation for which you are reasonably fitted by training, education or experience; and

Note: The period of time stated in this term may be longer than 24 months. If it is, the precise period of time will be stated in the Schedule of Benefits.

3. you are under the regular care and attendance of a physician. "Regular care and attendance" means observation and treatment by a physician. Such care and attendance is as required by current standards of medicine for the injury or sickness causing total disability.

"You" and "your" means the person named in this Certificate.

SECTION II - ELIGIBILITY AND EFFECTIVE DATES

A. ELIGIBLE CLASSES

The classes eligible for insurance are shown in the Schedule of Benefits.

B. ELIGIBILITY DATE

An employee in an eligible class will be eligible for insurance on the later of:

1. the Group Effective Date shown in the Schedule of Benefits; or
2. the day after you complete the probationary period.

C. EFFECTIVE DATES OF INSURANCE

1. Insurance will be effective at 12:01 a.m. on the day determined as follows, but only if your written application for insurance is:
 - a. made with the Company through your employer; and
 - b. on a form satisfactory to the Company.
2. You will be insured on your eligibility date if you are not required to contribute to the cost of your coverage under the policy.
3. If you are required to contribute to the cost of your coverage under the policy, you will be insured on the latest of these dates:
 - a. your eligibility date, if you have made written application for insurance on or before this date;
 - b. the date you make written application for insurance, if you do it on or before the 31st day after your eligibility date;

- c. the date the Company gives its approval, if you:
 - i. make written application for insurance more than 31 days after your eligibility date;or

ii. terminated your insurance while continuing to be eligible.

In the case of i. and ii. above, you must submit an application and evidence of insurability to the Company for approval. This will be at your expense.

4. Delayed Effective Date for Insurance - The effective date of any initial, increased or additional insurance will be delayed for you if you are not in active service because of a disability. The initial, increased or additional insurance will start on the date you return to active service.

SECTION III - BENEFITS

A. TOTAL DISABILITY

When the Company receives proof that you are totally disabled due to sickness or injury, the Company will pay you a monthly benefit after the end of the elimination period. The benefit will be paid for the period of total disability if you give to the Company proof of continued total disability.

The proof must be given upon request and at your expense. The monthly benefit will not:

1. exceed your amount of insurance; nor
2. be paid for longer than the maximum benefit period.

The amount of insurance and the maximum benefit period are shown in the Schedule of Benefits.

B. MONTHLY BENEFIT

To figure the amount of monthly benefit:

1. Multiply your basic monthly earnings by the benefit percentage shown in the Schedule of Benefits.
2. Take the lesser of the amount:
 - a. determined in step 1 above; or
 - b. of the maximum monthly benefit shown in the Schedule of Benefits; and
3. Deduct other income benefits from this amount. Other income benefits are shown in the "Other Income Benefits" provision of this Certificate.

The monthly benefit payable will never be less than the minimum monthly benefit shown in the Schedule of Benefits.

C. LUMP SUM PAYMENTS

Other income benefits which are paid in a lump sum will be prorated on a monthly basis over the time period for which the sum is given. If no time period is stated, the sum will be prorated on a monthly basis over your expected lifetime as determined by the Company.

Form LTD-3 CERT.

4

D. TERMINATION OF THE MONTHLY BENEFIT

The monthly benefit will cease on the earliest of:

1. the date you cease to be totally disabled;
2. the date you die;

3. the end of the maximum benefit period; or
4. the date you receive retirement benefits under the employer's retirement plan.

E. **WAIVER OF PREMIUM**

Premium payments for you will be waived during any period for which benefits to you are payable. Premium payments may be resumed following a period during which they are waived.

SECTION IV - EXCLUSIONS AND LIMITATIONS

A. **GENERAL EXCLUSIONS**

The policy does not cover any total disability:

1. due to war, declared or undeclared, or any act of war;
2. due to any act of international armed conflict or conflict involving the armed forces of any country;
3. while you are in the armed forces of any country or international authority;
4. due to your attempted suicide while sane or insane;
5. as a result of your intentionally self-inflicted injuries;
6. as a result of your committing of or attempting to commit a felony;
7. as a result of your participation in a riot;
8. as a result of your engaging in an illegal occupation.

B. If your Certificate contains a pre-existing condition exclusion, it will be found on page K of this Certificate.

C. Your Certificate will contain one of the following pages regarding mental illness coverage and limitations: L(1); L(2); L(3); L(4) or L(5). Please read this page carefully.

D. If applicable, your Certificate will contain one of the following pages regarding pregnancy coverage and limitations: M(1); or M(2). Please read this page carefully.

SECTION V - INDIVIDUAL TERMINATION

You will cease to be insured on the earliest of the following dates:

1. the date the policy terminates.
2. the date the employer's Joinder Agreement terminates.

3. the date you are no longer in an eligible class.
4. the date your class is no longer included for insurance.
5. the last day for which you made any required contribution.
6. the date your employment terminates. Cessation of your active employment will be deemed termination of employment, except:
 - a. the insurance will be continued for you if you are absent due to total disability during:
 - i. the elimination period; and
 - ii. the period during which premium is being waived.
 - b. the employer may continue your insurance by paying the required premiums, subject to the following;
 - i. insurance may be continued for the time shown in the Schedule of Benefits for you if you are:
 - aa. temporarily laid off; or
 - bb. given leave of absence
 - ii. the employer must act so as not to discriminate unfairly among employees in similar situations.
7. your retirement date.

SECTION VI - GENERAL POLICY PROVISIONS

A. STATEMENTS

In the absence of fraud, all statements made in any application are considered representations and not warranties (absolute guarantees). No representation by:

1. the policyholder in applying for the policy will make it void unless the representation is contained in the application; or
2. you in applying for insurance under the policy will be used to reduce or deny a claim unless a copy of the application for insurance is or has been given to you.

No statement of the policyholder, except a fraudulent misstatement, shall be used to void the policy after it has been in force for two years. No statement of yours, except a fraudulent misstatement, shall be used in defense to a claim for total disability after your insurance has been in effect for two years.

B. COMPLETE CONTRACT - POLICY CHANGES

1. The policy is the complete contract. It includes:
 - a. the application of the policyholder;
 - b. each employee's application for insurance.
2. The policy may be changed in whole or in part. Only an officer of the Company can approve a change. The approval must be in writing and endorsed on or attached to the policy.

3. No other person, including an agent, may change the policy or waive any part of it.

C. GRACE PERIOD

If the policyholder does not pay in full any renewal premium on or before its due date, the policyholder will have a grace period in which to pay that renewal premium. The policy will remain in force during the grace period. If the premium is not paid in full before the grace period ends, the policy will end on the last day of the grace period.

The grace period will end 31 days after the premium due date. If the policyholder gives written notice to the Company at its Home Office, before or during the grace period, that it desires to end the policy before the end of the grace period, the policy will end either on the date the notice is received by the Company at its Home Office or on the date stated in the notice, whichever is later.

D. CLERICAL ERROR

Clerical error or omission will not:

1. deprive you of insurance;
2. effect your amount of insurance; or
3. effect or continue your insurance which otherwise would not be in force.

E. MISSTATEMENTS OF FACTS

If relevant facts about you were not accurate:

1. a fair adjustment of premium will be made; and
2. the true facts will decide if and in what amount insurance is valid under the policy.

F. NOTICE OF CLAIM

1. Written notice of claim must be given to the Company within 60 days of the date total disability starts, if that is possible. If that is not possible, the Company must be notified as soon as it is reasonably possible to do so.
2. When the Company has the written notice of claim, it will send you its claim forms. If the forms are not received within 15 days after written notice of claim is sent, you can send the Company written proof of claim without waiting for the forms.

G. PROOF OF LOSS

1. Proof of loss must be given to the Company. This must be done no later than 90 days after the end of the period for which the Company is liable.

Form LTD-3 CERT.

7

2. If it is not possible to give proof within these time limits, it must be given as soon as reasonably possible. But proof of loss may not be given later than one year after the time proof is otherwise required, except in the absence of legal capacity.

H. PHYSICAL EXAMINATION AND AUTOPSY

The Company, at its own expense, will have the right and opportunity to have you, if your injury or sickness is the basis of a claim, examined by a physician or vocational expert of its choice. This right may be used as often as reasonably required. The Company may also have an autopsy made when it is not forbidden by law.

I. LEGAL ACTIONS

You or your authorized representative cannot start any legal action:

1. until 60 days after proof of loss has been given; nor
2. more than three years after the time proof of loss is required.

J. TIME OF PAYMENT OF CLAIMS

When the Company receives proof of loss, benefits payable under the policy will be paid monthly during any period for which the Company is liable.

K. PAYMENT OF CLAIMS

Benefits will be paid to you. The survivor benefit will be paid to the survivor, if any, as described in the provision "Survivor Benefit." If there is no survivor, they are payable in accordance with the beneficiary designation in effect at the time of payment. If none is then in effect, the benefits will be paid to your estate. Any other benefits unpaid at death may be paid, at the Company's option, either to your beneficiary or estate. If benefits are payable to your estate or a beneficiary who cannot execute a valid release, the Company can pay benefits up to \$1,000.00 to someone related to you or your beneficiary by blood or marriage whom the Company considers to be entitled to the benefits. The Company shall be discharged to the extent of any such payment made in good faith.

L. WORKERS' COMPENSATION

The policy is not in lieu of, and does not affect, any requirement for coverage by Workers' Compensation Insurance.

M. AGENCY

For all purposes of the policy, the policyholder acts on its own behalf or as agent of the employee. Under no circumstances will the policyholder be deemed the agent of the Company without a written authorization.

N. EMPLOYER'S GROUP NUMBER

Each employer will have its own group number. This number is shown on your Schedule of Benefits.

O. AMOUNT OF BENEFIT FOR PART OF A MONTH

A monthly benefit may be payable for less than a full month. If so, the amount of monthly benefit for such time shall be proportionally reduced.

INSERT PAGES

Recurrent Disability

A recurrent disability will be treated as part of the prior total disability if, after receiving total disability benefits under this policy, you:

1. return to your regular occupation on a full-time basis for less than six months; and
2. perform all the material duties of your occupation.

Benefit payments will be subject to the terms of the policy for the prior total disability.

If you return to your occupation on a full-time basis for six months or more, a recurrent disability will be treated as a new period of total disability. You must complete another elimination period.

Successive disability which results from (an) unrelated cause(s) will be deemed to be a continuation of the first disability unless separated by your return to active service for at least one full day.

Rehabilitation

At no time shall the monthly benefit be paid beyond the maximum benefit period.

The monthly benefit will in no event be less than the minimum monthly benefit.

-B-

FORM LTD-2 CERT.

Other Income Benefits

Other income benefits mean those benefits shown below which are paid or would be paid if the proper claim were filed:

1. The amount for which you are paid under any:
 - a. Workers' Compensation Law;
 - b. occupational disease; or
 - c. other act or law of like intent.
2. The amount of any disability income benefits for which you are eligible under any compulsory benefit act or law.
3. The amount of any disability income benefits for which you are eligible under:
 - a. any other group insurance plan of the employer;
 - b. any state or federal government disability or retirement plan; or
 - c. any individual policy for which the employer pays some or all of the premiums.
4. The amount of benefits you are eligible to receive under the employer's retirement plan as follows:
 - a. any disability benefits;
 - b. any retirement benefits.
5. The amount of disability or retirement benefits under the United States Social Security Act, as follows:
 - a. disability or unreduced retirement benefits for which:
 - i. you are eligible; and
 - ii. your spouse, child or children are eligible because of your disability; or
 - iii. your spouse, child or children are eligible because of your eligibility for unreduced retirement benefits; or
 - b. reduced retirement benefits received by:
 - i. you; and
 - ii. your spouse, child or children because of your receipt of reduced retirement benefits.

After the first deduction for Social Security benefits, the monthly benefit will not be further reduced due to any cost of living increase payable under Social Security.

6. Any earnings which you are eligible to receive from your employer, any other employer, or self employment for:
 - a. any salary continuation plan;
 - b. commission;
 - c. vacation pay;
 - d. bonus pay;
 - e. any other type of extra pay.
7. Auto insurance based on the principle of "no fault" coverage.

These other income benefits, except retirement benefits; must be payable as a result of the same total disability for which this policy pays a benefit.

Benefits under item 5a. above will be estimated if such benefits:

1. have not been awarded and have not been denied; or
2. have been denied, until such time as the denial is appealed through the final administrative appeals level; or
3. were at one time awarded but are now being denied, until such time as the denial is appealed through the final administrative appeals level.

If benefits have been estimated, the monthly benefit will be adjusted when the Company receives proof:

1. of the amount awarded; or
2. that benefits have been denied at the final administrative appeals level and the denial is not being appealed to the courts.

In the case of 2. above, a lump sum refund of the estimated amounts will be made.

Survivor Benefit

“Eligible survivor” means your spouse, if living, otherwise your children under age 25. “Children” shall include legally adopted children and step-children who are living with you in a parent-child relationship at the time of your death.

The Company will pay a benefit to the eligible survivor when proof is received that you died:

1. after total disability has continued for 180 days or more days in a row; and
2. while receiving a monthly benefit.

The benefit will be an amount equal to three times your last monthly benefit, or as otherwise stated in the Schedule of Benefits.

If payment becomes due to your children, payment will be made to:

1. the children; or
2. a person named by the Company to receive payments on the children’s behalf. This payment will be valid and effective against all claims by others representing or claiming to represent the children.

“Last monthly benefit” means the monthly benefit paid to you immediately prior to your death but not including any reduction for wages earned while in rehabilitation employment.

-E-

FORM LTD-3 CERT.

Mental Illness – Covered As Sickness

“Mental or emotional illness” means any neurosis, psychoneurosis, psychopathy, psychosis and all other mental or emotional illness of any type.

A mental or emotional illness shall be considered a sickness under the policy.

FORM LTD-3 CERT.

-L(5)-

Pregnancy – Full Maternity

Pregnancy, childbirth and related medical conditions shall be regarded as sickness and shall be subject to all the provisions of the policy relating to sickness.

-M(2)-

FORM LTD-3 CERT.

**Calculation of Periodic Benefits
Claim Benefit Method "B"**

After serving the elimination period, the monthly benefit will be determined by dividing your yearly pay by twelve.

Basis of Monthly Benefit:

Your amount of monthly benefit is determined by your contract pay of basic earnings on the day you become disabled.

Amount of Benefit for Part of a Month:

A monthly benefit may be payable for less than a full month. If so, the amount of monthly benefit for such time shall be proportionally reduced.

Adjustments in Amount of Monthly Benefit:

The amount of benefit otherwise payable for any month may be reduced. It will be reduced by the amount of other income benefits, if any, as defined in the policy.

-N(2)-

FORM LTD-2 CERT.

Continuity of Coverage Upon Transfer of Insurance Benefits

In order to prevent loss of coverage for an employee because of a transfer of insurance carriers, the policy will provide coverage for certain employees as follows:

Failure to be in Active Service Due to Injury or Sickness.

The policy will cover, subject to premium payments, employees:

1. insured with the prior carrier at the time of transfer; and
2. who are not in active service due to injury or sickness.

The benefit payable will be that which would have been paid by the prior carrier had coverage remained in force, less any benefit for which the prior carrier is liable.

Disability Due to a Pre-existing Condition.

Benefits may be payable for a total disability due to a pre-existing condition for an employee who:

1. was insured by the prior carrier at the time of transfer; and
2. was in active service and insured under this policy on its effective date.

The benefit will be determined according to the Schedule of Benefits if the employee satisfies the pre-existing condition exclusion under:

1. this policy; or
2. the prior carrier's policy, giving consideration towards continuous time insured under both policies.

No benefit will be paid if the employee cannot satisfy the pre-existing condition exclusion of 1. and 2. above.

-H-

FORM LTD-2 CERT.

TO BE ATTACHED TO AND MADE PART OF THE CERTIFICATE

ISSUED TO: National Insurance Services Insurance Trust

It is agreed that the above certificate be amended, effective April 1, 1996, as follows.

1. Amend part VI of the certificate by adding the following provision:

SUBROGATION

You agree that we have all rights to any damages which arise out of any injury or illness you sustain, to the extent that these benefits are provided in the policy. You also agree that the right to such damages is hereby assigned to the Company. The Company has the right to recover from anyone. The Company may not collect for damages from you unless you are fully recovered, and we take into account your degree of fault and any other factors which may reduce your damages.

The provisions and conditions set forth on any page hereof are a part of this amendment as fully as if recited over the signature hereto affixed. Nothing contained in this amendment shall change any of the terms and conditions of this certificate other than as herein stated.

Executed by the Company on April 1, 1996.

MADISON NATIONAL LIFE INSURANCE COMPANY

By: _____


Officer of the Company

FORM LTD-AMEND-3

NIS

AMENDMENT NO. 35

TO BE ATTACHED TO AND MADE PART OF THE CERTIFICATE

ISSUED TO: Ramsey County

It is agreed that the above certificate be amended, effective January 1, 2002, as follows:

1. Amend the Section titled "General Policy Provisions" of the certificate by adding the following provision.

Company's Right of Recovery

The Company will not pay Benefits to you before you sign a Reimbursement Agreement and that Agreement is on file with the Company.

Whenever the Company has made payments to you in excess of the amount required by the provisions of this policy, or during periods of time for which you subsequently receive a retroactive benefit from any Other Income Benefit source, you will reimburse the Company for any such excess, duplicate, or erroneous payments.

Upon request, you must execute and deliver to the Company such documents as may be required and do whatever else is necessary to secure our rights to recover any excess, duplicate, or erroneous payments.

You must reimburse the Company in a satisfactory and timely manner for any payments made to which you were not entitled under the terms of this policy. Such reimbursement will be due and payable immediately upon our notification to and demand of you. Or, at our option, the subsequent payment of Benefits or the refund of any premium owed you by the Company may be reduced or refused as a setoff and applied toward such reimbursement. If you delay in notifying the Company of your receipt of an Other Income Benefit or in making reimbursement to the Company, the Company will have the right to charge interest at a reasonable rate on the delinquent amount owed the Company.

Our acceptance of premium or other fees, or our providing or paying of Benefits, does not constitute a waiver of our rights to enforce the provisions of this section in the future. The provisions of this section are in addition to, and not in lieu of, any other rights or remedies available to the Company at law or in equity.

Executed by the Company on January 1, 2002.

MADISON NATIONAL LIFE INSURANCE COMPANY

By:



Officer of the Company

For service information, contact...

NATIONAL INSURANCE SERVICES

(262) 785-9995

Toll-Free 1-800-627-3660

For claim information, contact...

MADISON NATIONAL LIFE INSURANCE COMPANY, INC.

1-800-356-9601

UNDERWRITTEN BY:

***MADISON NATIONAL LIFE
INSURANCE COMPANY, INC.***

Mailing Address: P.O. Box 5008 · Madison, WI 53705

Appendix G - Short Term Disability Enrollment History



Appendix G

RAMSEY COUNTY AND PARTICIPATING ENTITIES ENROLLMENT HISTORY

Short-Term Disability

Year	Plan	Enrollment	Rate %	(based on monthly salary)		MONTHLY PREMIUM
January						
2018	30 Day	1,259	0.00459	\$	6,712,346	\$ 30,810
	60 Day	281	0.00352	\$	1,637,437	\$ 5,764
	90 Day	483	0.00214	\$	2,796,560	\$ 5,985
2017	30 Day	1,209	0.00459	\$	6,291,609	\$ 28,878
	60 Day	304	0.00352	\$	1,740,170	\$ 6,125
	90 Day	436	0.00214	\$	2,461,948	\$ 5,269
2016	30 Day	1,152	0.00459	\$	5,803,784	\$ 26,639
	60 Day	303	0.00352	\$	1,691,153	\$ 5,953
	90 Day	432	0.00214	\$	2,391,324	\$ 5,117
2015	30 Day	1,164	0.00459	\$	5,699,390	\$ 26,160
	60 Day	303	0.00352	\$	1,632,530	\$ 5,747
	90 Day	414	0.00214	\$	2,263,879	\$ 4,845
2014	30 Day	1,145	0.00459	\$	5,597,528	\$ 25,693
	60 Day	296	0.00352	\$	1,622,718	\$ 5,712
	90 Day	417	0.00214	\$	2,286,165	\$ 4,892

Prepared by Human Resources
1/4/2018

Appendix H - Experience Exhibit for Short Term Disability



CLAIMS REPORT

RAMSEY COUNTY OF

Group Short Term Disability Insurance

Carrier Numbers: 1151

From Through	01/01/2013 12/31/2013	01/01/2014 12/31/2014	01/01/2015 12/31/2015	01/01/2016 12/31/2016	01/01/2017 12/31/2017	Combined
Earned Premium	\$ 478,967	\$ 437,418	\$ 445,229	\$ 467,427	\$ 500,353	\$ 2,329,394
Paid Claims	\$ 255,854	\$ 258,171	\$ 237,616	\$ 276,199	\$ 231,417	\$ 1,259,258
Open Reserves	\$ 0	\$ 0	\$ 0	\$ 0	\$ 0	\$ 0
IBNR	\$ 0	\$ 0	\$ 0	\$ 0	\$ 121,845	\$ 121,845
Total Incurred Claims	\$ 255,854	\$ 258,171	\$ 237,616	\$ 276,199	\$ 353,262	\$ 1,381,104
Loss Ratio	53%	59%	53%	59%	71%	59%

National Insurance Services

Date Prepared:

2/1/2018

HN



Closed Listing

RAMSEY COUNTY OF

Group Short Term Disability Insurance

Carrier Numbers: 1151

Listing of Currently Closed Claims as of 12/31/2017

Gender	Year of Birth	Date of Loss	Closed Date	Total Paid
F	1957	01/16/2004	02/03/2005	\$7,597.57
F	1983	02/11/2004	03/22/2004	\$505.77
F	1965	02/05/2004	06/22/2004	\$1,963.27
F	1950	02/05/2004	05/07/2004	\$3,532.32
F	1974	02/14/2004	03/17/2004	\$920.26
F	1941	02/16/2004	08/17/2004	\$12,855.14
F	1952	03/23/2004	10/04/2004	\$12,575.32
F	1946	03/02/2004	07/27/2004	\$10,140.36
F	1971	04/10/2004	06/18/2004	\$4,428.72
F	1947	03/23/2004	08/26/2004	\$1,617.45
F	1973	03/13/2004	05/24/2004	\$553.85
F	1967	04/07/2004	07/06/2004	\$3,637.27
F	1957	04/14/2004	05/24/2004	\$1,683.40
F	1965	04/22/2004	06/04/2004	\$786.29
F	1965	01/16/2004	07/01/2004	\$994.34
F	1971	05/13/2004	06/10/2004	\$956.93
F	1954	03/30/2004	12/15/2004	\$6,617.36
F	1941	04/27/2004	02/08/2005	\$7,825.28
F	1969	05/02/2004	06/21/2004	\$660.84
F	1965	06/01/2004	08/03/2004	\$1,651.02
F	1942	06/03/2004	07/29/2004	\$2,307.52
F	1951	06/28/2004	09/30/2005	\$7,951.55
F	1974	06/30/2004	07/30/2004	\$943.85

<u>Gender</u>	<u>Year of Birth</u>	<u>Date of Loss</u>	<u>Closed Date</u>	<u>Total Paid</u>
F	1960	06/12/2004	12/09/2004	\$21,652.40
M	1971	07/15/2004	01/11/2005	\$6,585.39
F	1957	07/14/2004	09/27/2004	\$3,787.65
F	1946	06/24/2004	01/31/2005	\$10,236.14
F	1950	06/28/2004	08/26/2004	\$1,896.70
F	1962	08/11/2004	10/01/2004	\$3,122.85
F	1963	08/09/2004	09/20/2004	\$904.58
F	1950	07/21/2004	03/22/2005	\$8,240.25
F	1972	07/22/2004	08/31/2004	\$3,759.19
F	1949	09/08/2004	01/13/2005	\$4,588.08
F	1961	09/28/2004	11/23/2004	\$0.00
F	1948	07/21/2004	09/23/2004	\$0.00
F	1972	08/12/2004	09/30/2004	\$902.86
F	1954	09/02/2004	10/20/2004	\$1,259.65
M	1957	08/14/2004	07/18/2005	\$1,104.00
M	1965	06/14/2004	12/17/2004	\$4,258.82
F	1968	09/07/2004	12/13/2004	\$0.00
F	1971	08/16/2004	10/12/2004	\$4,377.35
M	1958	08/02/2004	11/03/2004	\$1,564.43
F	1966	09/07/2004	10/20/2004	\$2,042.75
F	1965	09/01/2004	12/30/2004	\$7,236.19
F	1965	08/18/2004	10/20/2004	\$1,753.61
F	1963	09/27/2004	11/16/2004	\$0.00
F	1946	09/21/2004	01/24/2005	\$6,539.04
F	1959	09/15/2004	01/06/2005	\$6,117.47
F	1970	09/24/2004	02/15/2005	\$1,110.12
F	1967	10/05/2004	11/11/2004	\$1,838.06
M	1951	09/16/2004	02/02/2005	\$5,673.22
F	1956	10/12/2004	04/11/2005	\$6,672.23
F	1943	09/30/2004	12/22/2004	\$6,518.80
M	1973	09/27/2004	02/11/2005	\$7,972.18
M	1958	07/16/2004	12/06/2004	\$0.00
F	1955	09/23/2004	11/29/2004	\$2,173.16

<u>Gender</u>	<u>Year of Birth</u>	<u>Date of Loss</u>	<u>Closed Date</u>	<u>Total Paid</u>
F	1965	10/20/2004	02/11/2005	\$7,469.19
F	1949	11/30/2004	07/13/2005	\$2,029.49
F	1945	10/11/2004	02/04/2005	\$3,058.72
M	1949	09/20/2004	04/15/2005	\$150.02
F	1980	12/08/2004	01/05/2005	\$756.41
F	1977	12/03/2004	06/30/2005	\$0.00
F	1966	12/06/2004	03/07/2005	\$4,656.81
M	1949	12/18/2004	04/04/2005	\$4,584.94
F	1964	02/13/2009	06/09/2009	\$0.00
F	1982	07/15/2010	07/29/2010	\$0.00
F	1963	01/19/2011	03/08/2011	\$0.00
F	1954	03/01/2011	04/01/2011	\$0.00
F	1965	05/20/2011	06/28/2011	\$0.00
F	1976	08/12/2011	01/16/2013	\$0.00
F	1948	09/09/2011	11/09/2011	\$0.00
F	1945	10/14/2011	11/09/2011	\$0.00
F	1956	06/28/2012	02/18/2013	\$15,584.01
F	1981	07/20/2012	08/03/2012	\$1,919.91
F	1973	06/03/2012	09/11/2012	\$0.00
F	1979	07/18/2012	06/30/2017	\$6,447.84
F	1955	11/03/2011	09/26/2012	\$247.29
F	1956	06/26/2012	08/20/2013	\$10,667.04
F	1986	05/17/2012	10/01/2012	\$0.00
F	1985	08/15/2012	09/04/2012	\$1,019.01
M	1971	07/27/2012	09/30/2014	\$8,000.67
M	1971	07/31/2012	01/10/2013	\$0.00
M	1968	07/12/2012	01/08/2013	\$5,541.53
M	1955	02/23/2012	02/04/2013	\$0.00
F	1977	09/13/2012	11/09/2012	\$288.84
F	1963	08/02/2012	11/15/2012	\$5,655.34
M	1957	07/23/2012	10/15/2012	\$4,644.91
F	1978	09/07/2012	01/14/2013	\$3,350.38
M	1951	08/17/2012	08/09/2013	\$9,736.67

<u>Gender</u>	<u>Year of Birth</u>	<u>Date of Loss</u>	<u>Closed Date</u>	<u>Total Paid</u>
M	1958	08/27/2012	11/05/2012	\$4,056.48
F	1958	09/04/2012	03/13/2013	\$0.00
F	1976	10/10/2012	11/01/2012	\$2,563.60
F	1978	09/11/2012	12/13/2012	\$1,674.72
M	1981	08/01/2012	01/29/2013	\$0.00
F	1974	09/07/2012	12/04/2012	\$2,654.23
F	1979	10/05/2012	02/21/2013	\$2,547.39
M	1958	10/24/2012	04/22/2013	\$18,796.85
M	1981	10/19/2012	02/27/2013	\$5,935.62
F	1984	01/06/2013	01/15/2013	\$748.70
F	1978	10/15/2012	03/13/2013	\$0.00
F	1959	10/10/2012	11/27/2013	\$11,623.84
F	1984	10/29/2012	01/16/2013	\$0.00
F	1980	11/24/2012	12/21/2012	\$943.65
M	1973	10/22/2012	03/11/2013	\$12,142.76
F	1981	12/11/2012	01/03/2013	\$1,633.21
F	1957	12/10/2012	06/26/2013	\$13,657.62
F	1981	01/04/2013	01/23/2013	\$1,329.74
M	1965	12/11/2012	05/14/2013	\$0.00
F	1986	12/27/2012	01/24/2013	\$759.10
F	1977	01/20/2013	01/30/2013	\$552.46
F	1977	01/17/2013	04/25/2013	\$137.10
F	1974	12/07/2012	02/12/2013	\$1,973.81
F	1971	03/07/2013	03/28/2013	\$3,035.30
F	1973	01/07/2013	04/03/2013	\$5,041.32
F	1980	01/01/2013	02/19/2013	\$1,020.02
F	1965	01/09/2013	03/01/2013	\$0.00
F	1986	01/04/2013	02/20/2013	\$1,116.60
F	1976	12/27/2012	02/19/2013	\$1,188.14
F	1971	01/10/2013	07/03/2013	\$6,922.50
F	1947	01/23/2013	07/18/2013	\$9,394.89
F	1957	01/16/2013	03/13/2013	\$0.00
F	1983	02/21/2013	03/05/2013	\$0.00

<u>Gender</u>	<u>Year of Birth</u>	<u>Date of Loss</u>	<u>Closed Date</u>	<u>Total Paid</u>
M	1967	02/23/2013	08/16/2013	\$10,438.07
M	1963	01/07/2013	04/04/2013	\$6,524.28
F	1984	01/31/2013	03/25/2013	\$732.81
F	1961	03/05/2013	08/01/2016	\$10,580.79
F	1970	12/09/2012	04/22/2013	\$580.62
F	1983	02/12/2013	04/12/2013	\$0.00
F	1974	01/18/2013	07/17/2013	\$12,662.53
M	1972	02/21/2013	06/19/2013	\$4,827.09
F	1982	03/18/2013	04/04/2013	\$846.46
F	1957	12/22/2012	06/03/2013	\$1,162.97
F	1985	03/29/2013	11/11/2014	\$7,546.46
F	1982	03/03/2013	08/02/2013	\$6,072.66
F	1975	02/03/2013	04/24/2013	\$0.00
F	1954	03/08/2013	05/13/2013	\$2,529.60
F	1950	03/07/2013	06/18/2013	\$5,357.11
M	1957	01/04/2013	04/24/2014	\$1,508.21
F	1952	05/25/2013	08/15/2013	\$0.00
M	1958	03/20/2013	05/21/2013	\$1,762.54
M	1971	04/12/2013	11/08/2013	\$13,272.64
F	1954	05/08/2013	08/07/2013	\$4,261.49
F	1967	04/23/2013	06/26/2013	\$992.64
F	1980	05/04/2013	06/06/2013	\$930.33
F	1977	04/16/2013	06/07/2013	\$896.50
F	1980	05/26/2013	06/21/2013	\$1,110.60
F	1965	05/14/2013	07/26/2013	\$1,622.90
M	1977	06/04/2013	10/18/2013	\$8,931.44
F	1985	05/17/2013	07/10/2013	\$0.00
F	1983	06/15/2013	07/10/2013	\$1,009.51
F	1960	04/17/2013	11/11/2014	\$13,345.07
F	1985	06/09/2013	07/10/2013	\$0.00
F	1979	06/13/2013	07/22/2013	\$0.00
F	1977	06/19/2013	07/18/2013	\$872.47
F	1967	05/02/2013	02/14/2014	\$0.00

<u>Gender</u>	<u>Year of Birth</u>	<u>Date of Loss</u>	<u>Closed Date</u>	<u>Total Paid</u>
F	1980	07/03/2013	07/25/2013	\$2,398.36
F	1956	05/20/2013	07/26/2013	\$894.96
F	1956	06/25/2013	02/18/2015	\$5,617.26
F	1953	06/30/2006	07/26/2013	\$0.00
F	1981	07/23/2013	07/31/2013	\$1,093.34
F	1953	07/16/2013	01/27/2014	\$8,693.74
F	1949	07/31/2013	10/18/2013	\$2,925.17
F	1977	09/02/2013	09/16/2013	\$648.22
F	1964	08/26/2013	12/09/2013	\$5,140.61
F	1957	09/03/2013	01/15/2014	\$168.15
F	1978	08/08/2013	09/25/2013	\$756.17
F	1977	07/17/2013	01/22/2014	\$6,859.41
F	1979	08/12/2013	12/27/2013	\$7,461.85
F	1971	07/01/2013	10/31/2013	\$0.00
F	1955	09/19/2013	01/30/2014	\$5,776.54
F	1979	08/11/2013	10/07/2013	\$862.49
F	1960	08/19/2013	08/14/2014	\$20,986.68
M	1953	08/14/2013	10/30/2013	\$1,074.64
F	1978	10/11/2013	11/11/2013	\$1,110.60
F	1969	11/05/2013	11/12/2013	\$1,535.73
F	1980	11/22/2013	11/26/2013	\$1,871.82
F	1957	06/13/2013	12/12/2013	\$0.00
F	1947	10/22/2013	05/16/2014	\$1,334.69
F	1966	10/04/2013	01/27/2014	\$1,391.85
M	1973	10/27/2013	03/20/2014	\$5,767.92
M	1968	12/02/2013	05/22/2014	\$11,629.07
F	1954	12/31/2013	04/30/2014	\$5,052.42
F	1973	01/22/2014	03/10/2016	\$9,208.73
F	1977	01/06/2014	01/30/2014	\$3,194.29
F	1953	01/06/2014	12/23/2014	\$4,828.53
F	1953	09/17/2013	06/19/2014	\$247.29
F	1977	01/28/2014	02/19/2014	\$3,188.42
F	1984	01/10/2014	01/11/2017	\$8,392.88

<u>Gender</u>	<u>Year of Birth</u>	<u>Date of Loss</u>	<u>Closed Date</u>	<u>Total Paid</u>
F	1976	01/14/2014	02/19/2014	\$1,780.98
F	1950	01/15/2014	06/04/2014	\$11,140.12
F	1971	01/15/2014	05/20/2014	\$2,658.24
F	1968	01/13/2014	03/19/2014	\$0.00
F	1978	02/23/2014	03/19/2014	\$0.00
F	1984	05/07/2014	05/20/2014	\$1,149.21
F	1982	02/11/2014	04/01/2014	\$0.00
F	1969	03/07/2014	05/19/2014	\$3,017.82
M	1986	02/15/2014	05/21/2014	\$5,380.56
F	1972	02/28/2014	10/11/2017	\$14,198.84
F	1955	02/28/2014	04/18/2014	\$9,644.93
F	1949	04/01/2014	07/08/2014	\$974.58
M	1970	05/12/2014	12/02/2014	\$0.00
F	1980	04/01/2014	04/22/2014	\$2,340.67
F	1962	02/11/2014	05/08/2014	\$5,559.48
F	1962	12/27/2013	01/05/2015	\$3,799.48
F	1955	09/25/2013	09/26/2014	\$148.37
F	1955	03/07/2014	09/03/2014	\$220.91
F	1962	03/18/2014	10/07/2014	\$5,419.35
F	1949	04/15/2014	06/26/2014	\$2,990.93
F	1959	03/20/2014	06/12/2014	\$3,076.96
F	1959	04/24/2014	06/17/2014	\$0.00
F	1965	05/10/2014	11/12/2014	\$0.00
F	1979	08/12/2014	06/12/2014	\$0.00
F	1977	06/24/2013	07/01/2014	\$2,427.03
F	1989	06/07/2014	06/19/2014	\$875.81
F	1949	12/08/2013	06/19/2014	\$247.29
F	1971	05/16/2014	08/07/2014	\$1,026.95
F	1956	04/01/2014	08/08/2014	\$161.33
F	1951	05/29/2014	09/03/2014	\$5,440.42
F	1953	04/19/2014	07/29/2014	\$0.00
F	1959	06/20/2014	12/23/2014	\$12,941.57
F	1960	05/21/2014	07/11/2014	\$0.00

<u>Gender</u>	<u>Year of Birth</u>	<u>Date of Loss</u>	<u>Closed Date</u>	<u>Total Paid</u>
F	1985	02/15/2014	10/01/2014	\$0.00
M	1958	06/16/2014	08/13/2014	\$1,780.60
F	1980	06/26/2014	07/22/2014	\$0.00
F	1986	06/14/2014	07/18/2014	\$1,673.54
F	1979	06/05/2014	11/20/2014	\$10,520.32
F	1980	06/25/2014	07/18/2014	\$2,639.04
F	1977	06/16/2014	08/27/2014	\$3,165.51
F	1984	06/28/2014	08/06/2014	\$1,024.70
F	1978	07/29/2014	08/15/2014	\$1,168.49
M	1963	04/28/2014	09/25/2014	\$0.00
M	1969	07/11/2013	03/11/2015	\$0.00
F	1970	08/29/2014	11/03/2015	\$4,884.04
F	1964	06/13/2014	11/11/2014	\$0.00
F	1954	07/11/2014	02/06/2015	\$265.42
M	1977	09/12/2014	04/08/2015	\$18,895.68
M	1990	06/27/2014	04/23/2015	\$5,311.85
F	1963	05/27/2014	09/10/2015	\$6,082.77
F	1969	08/27/2014	03/09/2015	\$8,223.55
F	1957	08/18/2014	11/20/2014	\$4,963.44
F	1981	09/24/2014	10/13/2014	\$2,628.12
F	1972	09/23/2014	10/30/2014	\$1,395.98
F	1962	09/02/2014	02/10/2015	\$6,358.80
F	1985	10/14/2014	11/05/2014	\$1,934.77
F	1979	09/30/2014	11/07/2014	\$1,471.58
F	1959	10/08/2014	01/20/2015	\$2,244.89
M	1965	03/18/2014	01/16/2015	\$247.29
F	1969	04/15/2014	12/18/2014	\$247.29
F	1982	11/17/2014	12/01/2014	\$882.50
F	1969	10/12/2014	04/06/2015	\$5,127.73
M	1945	09/25/2014	02/20/2015	\$11,524.36
F	1965	11/11/2014	01/09/2015	\$0.00
F	1969	12/30/2014	02/10/2015	\$507.60
M	1954	05/20/2014	01/14/2015	\$247.29

<u>Gender</u>	<u>Year of Birth</u>	<u>Date of Loss</u>	<u>Closed Date</u>	<u>Total Paid</u>
F	1986	08/27/2014	05/11/2015	\$1,897.18
M	1956	11/22/2014	10/13/2015	\$8,779.01
M	1986	12/28/2014	01/07/2015	\$2,041.04
F	1984	11/23/2014	02/02/2015	\$5,670.90
F	1979	01/09/2015	01/23/2015	\$4,109.86
F	1980	12/14/2014	01/20/2015	\$1,086.33
F	1978	12/09/2014	08/09/2017	\$11,187.06
F	1969	12/19/2014	06/10/2015	\$0.00
F	1953	11/13/2014	05/12/2015	\$197.83
F	1947	12/18/2014	09/04/2015	\$3,082.46
F	1986	01/29/2015	03/04/2015	\$808.44
F	1950	01/27/2015	06/16/2015	\$7,706.84
M	1957	03/04/2015	04/15/2015	\$0.00
M	1952	01/19/2015	07/21/2015	\$17,260.09
F	1956	08/09/2014	08/21/2015	\$0.00
M	1970	01/02/2015	05/18/2015	\$0.00
F	1983	02/12/2015	03/25/2015	\$1,403.97
F	1938	02/26/2015	08/20/2015	\$942.28
F	1960	03/05/2015	04/07/2015	\$0.00
F	1984	03/18/2015	04/08/2015	\$1,045.13
F	1983	03/03/2015	04/08/2015	\$485.54
F	1983	03/26/2015	04/22/2015	\$0.00
F	1946	03/12/2015	06/10/2015	\$3,240.85
F	1955	04/23/2015	08/06/2015	\$0.00
F	1960	05/19/2015	12/20/2016	\$260.96
F	1964	02/26/2015	07/02/2015	\$2,726.77
F	1962	04/09/2015	10/24/2017	\$12,352.95
M	1985	04/17/2015	08/19/2015	\$372.44
F	1984	04/28/2015	05/29/2015	\$0.00
F	1968	01/07/2015	07/08/2015	\$8,738.53
M	1963	04/29/2015	10/27/2015	\$8,072.23
F	1981	05/12/2015	06/16/2015	\$2,491.25
M	1978	04/28/2015	11/05/2015	\$9,412.54

<u>Gender</u>	<u>Year of Birth</u>	<u>Date of Loss</u>	<u>Closed Date</u>	<u>Total Paid</u>
F	1963	06/10/2015	04/06/2017	\$0.00
F	1979	07/08/2015	02/02/2016	\$7,813.34
F	1963	05/22/2015	09/03/2015	\$7,277.86
M	1966	06/08/2015	08/25/2015	\$4,867.28
F	1981	06/16/2015	07/05/2016	\$16,819.17
F	1964	06/08/2015	05/03/2016	\$0.00
M	1956	06/08/2015	08/03/2015	\$0.00
F	1959	06/20/2015	08/19/2015	\$0.00
F	1984	06/21/2015	07/27/2015	\$1,291.68
F	1980	07/11/2015	09/14/2015	\$134.81
F	1983	07/23/2015	08/11/2015	\$1,129.23
M	1971	07/07/2015	01/07/2016	\$11,819.53
F	1979	08/15/2015	09/15/2015	\$1,594.21
F	1978	07/20/2015	08/20/2015	\$2,013.97
F	1965	07/24/2015	01/22/2016	\$16,672.71
F	1976	08/13/2015	09/22/2015	\$2,729.20
F	1959	10/29/2015	12/04/2015	\$829.71
F	1986	08/26/2015	11/13/2015	\$0.00
F	1953	08/15/2015	02/04/2016	\$247.29
F	1979	09/17/2015	03/14/2016	\$12,039.64
F	1974	10/14/2015	03/03/2016	\$7,548.08
F	1979	10/27/2015	11/13/2015	\$564.62
F	1984	08/27/2015	11/17/2015	\$2,691.82
F	1966	10/06/2015	01/06/2016	\$5,458.40
F	1961	09/14/2015	12/17/2015	\$0.00
F	1981	10/13/2015	11/19/2015	\$1,395.32
F	1958	11/19/2015	11/01/2016	\$1,781.70
F	1979	10/05/2015	08/10/2016	\$4,030.27
F	1982	10/29/2015	02/11/2016	\$0.00
F	1983	11/25/2015	12/18/2015	\$1,014.26
F	1968	09/17/2015	02/08/2016	\$0.00
M	1958	09/10/2015	12/21/2015	\$833.66
F	1988	11/30/2015	12/30/2015	\$1,152.69

<u>Gender</u>	<u>Year of Birth</u>	<u>Date of Loss</u>	<u>Closed Date</u>	<u>Total Paid</u>
M	1977	10/20/2015	01/11/2016	\$4,652.82
F	1979	12/12/2015	01/20/2016	\$1,396.65
F	1973	12/22/2015	06/24/2016	\$10,813.42
M	1981	11/01/2015	01/29/2016	\$2,751.72
F	1962	11/07/2015	06/01/2016	\$12,431.27
F	1957	01/15/2016	08/09/2016	\$4,230.84
F	1982	11/19/2015	01/27/2016	\$979.80
F	1983	01/01/2016	02/05/2016	\$619.72
F	1966	01/16/2016	04/05/2016	\$0.00
M	1971	02/17/2016	03/10/2016	\$0.00
M	1957	01/12/2016	05/12/2016	\$0.00
F	1958	01/14/2016	06/28/2016	\$5,177.48
F	1958	01/25/2016	05/24/2016	\$2,816.14
F	1979	02/24/2016	03/21/2016	\$1,471.58
F	1967	02/11/2016	03/29/2016	\$1,187.38
F	1957	03/02/2016	09/15/2016	\$6,042.90
F	1987	03/13/2016	04/01/2016	\$2,191.17
F	1977	02/25/2016	07/13/2016	\$16,463.01
F	1977	02/11/2016	04/20/2016	\$2,172.58
F	1965	03/05/2016	07/05/2017	\$0.00
F	1982	03/20/2016	04/15/2016	\$0.00
F	1965	03/09/2016	06/13/2016	\$317.04
F	1986	05/06/2016	05/19/2016	\$780.56
F	1969	03/16/2016	06/06/2016	\$2,853.39
F	1980	03/17/2016	04/21/2016	\$1,262.84
F	1958	06/02/2015	07/26/2016	\$9,211.76
F	1979	03/23/2016	04/26/2016	\$1,983.17
M	1958	04/12/2016	08/10/2016	\$7,948.80
F	1986	04/08/2016	11/29/2016	\$1,872.81
F	1980	04/23/2016	05/17/2016	\$1,167.32
F	1982	04/16/2016	05/17/2016	\$3,655.91
F	1960	01/16/2016	08/29/2016	\$0.00
F	1984	03/29/2016	05/23/2016	\$1,178.55

<u>Gender</u>	<u>Year of Birth</u>	<u>Date of Loss</u>	<u>Closed Date</u>	<u>Total Paid</u>
F	1979	05/10/2016	07/05/2017	\$0.00
F	1987	04/24/2016	06/13/2016	\$861.67
F	1957	05/06/2016	10/21/2016	\$7,883.98
M	1966	05/25/2016	09/13/2016	\$9,782.37
F	1953	05/17/2016	08/23/2016	\$2,740.04
F	1958	05/07/2016	06/22/2016	\$1,368.10
F	1979	10/22/2015	09/20/2016	\$0.00
F	1989	05/16/2016	06/22/2016	\$1,940.16
F	1970	06/02/2016	07/15/2016	\$1,501.01
F	1957	05/10/2016	08/16/2016	\$0.00
F	1967	04/11/2016	06/30/2016	\$5,391.55
F	1957	06/14/2016	11/14/2016	\$9,112.24
F	1957	01/15/2016	06/16/2017	\$0.00
F	1955	08/31/2016	11/11/2016	\$3,304.50
F	1969	07/01/2016	01/04/2017	\$10,066.28
F	1983	07/09/2016	09/27/2016	\$5,940.21
F	1983	07/09/2016	01/13/2017	\$4,413.26
M	1958	07/04/2016	10/05/2016	\$587.88
F	1978	07/02/2016	08/17/2016	\$1,501.01
M	1963	08/03/2016	05/08/2017	\$18,115.50
F	1989	08/14/2016	09/13/2016	\$872.55
F	1974	08/23/2016	10/21/2016	\$2,439.18
F	1966	07/14/2016	09/16/2016	\$2,260.97
F	1964	03/18/2016	12/07/2016	\$247.29
F	1955	08/12/2016	02/06/2017	\$8,041.60
F	1962	08/13/2016	09/28/2016	\$212.53
M	1967	08/09/2016	02/02/2017	\$13,585.95
F	1955	07/29/2016	11/02/2016	\$3,867.98
F	1956	09/15/2016	11/15/2016	\$3,562.63
F	1964	08/27/2016	01/06/2017	\$0.00
F	1972	10/06/2016	10/23/2017	\$0.00
F	1977	09/27/2016	11/02/2016	\$1,449.76
F	1954	08/22/2013	11/08/2016	\$0.00

<u>Gender</u>	<u>Year of Birth</u>	<u>Date of Loss</u>	<u>Closed Date</u>	<u>Total Paid</u>
M	1958	07/18/2016	01/13/2017	\$14,812.97
F	1979	09/24/2016	11/15/2016	\$1,410.33
M	1955	11/07/2016	05/02/2017	\$15,852.00
F	1984	09/26/2016	04/04/2017	\$1,201.49
F	1981	10/17/2016	02/02/2017	\$4,275.47
M	1958	09/19/2016	06/16/2017	\$0.00
F	1981	11/28/2016	12/20/2016	\$2,139.02
F	1979	12/02/2016	12/13/2016	\$3,101.73
F	1988	01/31/2017	02/06/2017	\$571.31
F	1959	02/14/2015	03/27/2017	\$197.83
F	1985	11/05/2016	12/28/2016	\$1,297.94
M	1954	11/11/2016	08/01/2017	\$13,924.18
M	1984	11/14/2016	03/14/2017	\$7,489.35
F	1981	12/30/2016	02/03/2017	\$1,992.48
F	1977	01/12/2017	02/08/2017	\$3,349.62
F	1967	01/26/2017	05/25/2017	\$0.00
F	1979	01/18/2017	02/09/2017	\$2,016.08
F	1977	01/21/2017	02/09/2017	\$3,333.50
F	1967	12/28/2016	03/07/2017	\$2,919.88
F	1952	12/02/2016	03/21/2017	\$282.06
F	1957	01/11/2017	04/12/2017	\$954.38
F	1966	12/15/2016	06/09/2017	\$14,656.63
F	1957	02/02/2017	03/27/2017	\$0.00
M	1981	12/02/2016	06/14/2017	\$4,252.15
F	1970	01/14/2017	10/13/2017	\$8,660.30
F	1960	05/01/2017	08/08/2017	\$7,892.94
F	1971	04/06/2017	04/25/2017	\$0.00
F	1970	01/19/2017	07/11/2017	\$7,543.22
M	1954	03/14/2017	09/06/2017	\$21,544.93
F	1956	04/07/2017	12/21/2017	\$5,574.27
F	1958	03/23/2017	09/19/2017	\$14,450.79
M	1977	03/29/2017	06/20/2017	\$1,067.84
F	1983	05/10/2017	05/03/2017	\$0.00

<u>Gender</u>	<u>Year of Birth</u>	<u>Date of Loss</u>	<u>Closed Date</u>	<u>Total Paid</u>
M	1968	03/12/2017	09/01/2017	\$17,799.00
F	1986	05/05/2017	05/11/2017	\$1,209.19
F	1972	03/17/2017	06/21/2017	\$0.00
F	1984	02/07/2017	11/29/2017	\$0.00
F	1983	03/13/2017	05/23/2017	\$1,529.15
F	1972	02/24/2017	07/18/2017	\$0.00
F	1961	04/05/2017	06/28/2017	\$4,723.91
F	1984	02/07/2017	07/19/2017	\$214.31
F	1985	05/17/2017	06/20/2017	\$991.29
F	1981	02/20/2017	08/23/2017	\$47.81
F	1959	03/27/2017	08/21/2017	\$0.00
F	1980	06/15/2017	10/27/2017	\$11,073.05
F	1979	06/29/2017	07/17/2017	\$2,148.45
F	1968	06/14/2017	09/14/2017	\$2,165.69
F	1980	06/01/2017	07/26/2017	\$248.03
F	1953	07/05/2017	09/11/2017	\$3,014.11
F	1964	05/25/2017	08/02/2017	\$1,855.73
F	1990	07/01/2017	08/15/2017	\$0.00
F	1968	06/09/2017	10/12/2017	\$11,918.54
F	1986	05/25/2017	08/21/2017	\$1,774.87
F	1988	08/04/2017	08/29/2017	\$1,690.07
F	1983	05/24/2017	09/07/2017	\$1,386.74
F	1978	08/12/2017	11/29/2017	\$8,680.00
F	1978	07/19/2017	09/14/2017	\$3,336.77
F	1984	08/09/2017	10/11/2017	\$851.30
F	1956	07/28/2017	10/24/2017	\$2,861.38
F	1984	08/31/2017	10/20/2017	\$812.88
F	1977	10/12/2017	10/16/2017	\$776.10
F	1989	08/12/2017	11/14/2017	\$0.00
F	1985	09/22/2017	10/11/2017	\$764.14
F	1984	09/22/2017	10/25/2017	\$1,358.40
F	1988	10/02/2017	11/29/2017	\$4,348.51
F	1982	10/11/2017	10/25/2017	\$1,710.08

<u>Gender</u>	<u>Year of Birth</u>	<u>Date of Loss</u>	<u>Closed Date</u>	<u>Total Paid</u>
F	1957	08/31/2017	11/22/2017	\$2,069.34
F	1974	01/07/2004	05/24/2004	\$6,226.95
F	1950	01/21/2004	07/22/2004	\$3,731.53
M	1953	12/27/2004	03/01/2005	\$135.71
M	1968	01/03/2005	04/12/2005	\$5,050.20
M	1955	12/16/2004	05/10/2005	\$6,829.09
F	1963	12/16/2004	06/17/2005	\$15,391.29
F	1979	01/20/2005	04/07/2005	\$1,957.03
F	1979	02/07/2005	03/22/2005	\$972.98
F	1961	02/22/2005	03/29/2005	\$709.18
F	1949	01/26/2005	07/22/2005	\$10,545.94
F	1955	03/03/2005	04/15/2005	\$806.07
F	1949	02/15/2005	08/16/2005	\$5,303.19
F	1957	03/06/2005	05/04/2005	\$1,680.38
F	1951	03/03/2005	07/12/2005	\$7,147.35
F	1967	01/25/2005	04/18/2005	\$2,315.72
F	1982	02/17/2005	04/26/2005	\$481.81
F	1969	02/14/2005	05/18/2005	\$460.63
F	1972	04/02/2005	05/26/2005	\$1,910.58
F	1946	04/13/2005	06/03/2005	\$4,545.72
F	1975	03/15/2005	05/18/2005	\$905.53
F	1974	04/05/2005	05/18/2005	\$976.08
F	1971	02/21/2005	05/24/2005	\$2,356.76
F	1976	04/09/2005	05/24/2005	\$729.73
F	1974	03/10/2005	05/24/2005	\$2,643.06
F	1951	03/28/2005	07/27/2005	\$8,565.40
F	1946	04/08/2005	09/23/2005	\$12,752.01
F	1950	04/25/2005	07/13/2005	\$2,951.48
F	1975	04/06/2005	11/07/2005	\$11,442.00
F	1974	03/11/2005	06/17/2005	\$1,146.36
F	1961	04/25/2005	07/22/2005	\$0.00
F	1938	04/27/2005	10/31/2005	\$6,274.47
F	1957	05/04/2005	11/04/2005	\$12,047.66

<u>Gender</u>	<u>Year of Birth</u>	<u>Date of Loss</u>	<u>Closed Date</u>	<u>Total Paid</u>
F	1943	05/18/2005	07/25/2005	\$1,858.45
F	1972	05/08/2005	06/24/2005	\$1,104.27
F	1977	06/06/2005	09/19/2005	\$4,120.90
F	1968	03/01/2005	07/24/2006	\$6,906.83
F	1958	06/02/2005	07/14/2005	\$853.17
F	1956	05/24/2005	11/28/2005	\$12,186.91
F	1953	05/10/2005	10/26/2005	\$6,364.80
F	1949	04/23/2005	09/03/2005	\$3,738.37
F	1977	04/23/2005	07/15/2005	\$674.05
M	1978	03/18/2005	08/12/2005	\$3,932.42
F	1969	08/08/2005	10/05/2005	\$2,583.65
F	1953	05/19/2005	08/10/2005	\$907.10
F	1977	06/18/2005	08/10/2005	\$598.22
F	1962	07/06/2005	09/08/2005	\$2,206.30
F	1959	05/25/2005	10/29/2007	\$151.67
M	1966	07/13/2005	01/12/2006	\$10,988.79
F	1973	01/28/2005	09/19/2005	\$702.99
F	1975	08/10/2005	11/09/2005	\$3,966.56
F	1968	08/07/2005	09/26/2005	\$19.79
F	1949	07/08/2005	12/22/2005	\$0.00
F	1950	08/18/2005	10/13/2005	\$1,879.11
M	1947	08/15/2005	11/28/2005	\$6,009.70
F	1975	09/13/2005	10/26/2005	\$1,626.78
F	1958	09/01/2005	10/03/2005	\$1,280.28
F	1951	09/16/2005	10/20/2005	\$0.00
F	1968	09/03/2005	02/28/2006	\$4,905.93
F	1944	10/13/2005	12/06/2005	\$0.00
F	1960	09/20/2005	03/07/2006	\$11,572.51
F	1948	07/31/2005	11/22/2005	\$0.00
M	1948	09/11/2005	12/15/2005	\$0.00
F	1970	09/20/2005	11/04/2005	\$1,763.22
F	1975	10/10/2005	11/21/2005	\$1,699.75
F	1953	09/26/2005	11/09/2005	\$0.00

<u>Gender</u>	<u>Year of Birth</u>	<u>Date of Loss</u>	<u>Closed Date</u>	<u>Total Paid</u>
F	1966	09/15/2005	02/21/2006	\$5,421.96
F	1965	11/09/2005	02/10/2006	\$5,597.84
M	1951	06/02/2004	12/15/2005	\$196.18
F	1981	08/13/2005	11/30/2006	\$2,972.25
F	1953	09/29/2005	11/29/2005	\$239.80
F	1948	10/12/2005	12/05/2005	\$1,261.46
M	1962	09/12/2005	01/05/2006	\$0.00
M	1949	10/08/2005	12/13/2005	\$1,440.15
F	1965	10/17/2005	04/25/2006	\$8,825.85
F	1945	09/21/2005	03/17/2006	\$1,514.45
F	1973	11/19/2005	01/02/2006	\$758.42
F	1964	10/17/2005	01/18/2006	\$524.70
F	1956	10/28/2005	03/31/2006	\$4,908.89
M	1972	11/28/2005	02/22/2006	\$3,259.86
F	1972	12/20/2005	01/19/2006	\$2,583.65
F	1974	12/10/2005	03/23/2006	\$0.00
F	1974	10/20/2005	01/27/2006	\$682.56
M	1971	11/04/2005	05/09/2006	\$5,603.66
F	1971	12/24/2005	01/31/2006	\$920.90
F	1955	01/09/2006	03/31/2006	\$3,044.00
F	1963	12/21/2005	01/31/2006	\$802.05
F	1941	12/15/2005	04/10/2006	\$8,223.28
F	1939	12/16/2005	06/15/2006	\$7,835.79
F	1965	01/25/2006	04/07/2006	\$3,875.49
F	1975	12/28/2005	03/09/2006	\$758.42
F	1971	01/30/2006	03/13/2006	\$816.37
F	1965	12/23/2005	07/24/2006	\$5,890.49
F	1964	12/01/2005	03/16/2006	\$3,712.40
F	1951	01/17/2006	07/21/2006	\$4,927.74
F	1958	01/18/2006	03/29/2006	\$1,117.00
F	1971	01/04/2006	08/15/2006	\$8,428.03
M	1950	02/14/2006	04/06/2006	\$1,458.31
F	1944	01/10/2006	05/11/2006	\$5,730.84

<u>Gender</u>	<u>Year of Birth</u>	<u>Date of Loss</u>	<u>Closed Date</u>	<u>Total Paid</u>
F	1950	02/14/2006	04/26/2006	\$526.11
F	1972	03/18/2006	04/17/2006	\$1,265.38
F	1981	03/25/2006	04/18/2006	\$1,524.22
M	1966	02/07/2006	04/13/2006	\$2,620.52
F	1974	03/10/2006	04/20/2006	\$1,888.06
F	1975	03/17/2006	04/20/2006	\$882.16
F	1954	01/20/2006	07/24/2006	\$2,992.08
F	1946	12/02/2005	06/19/2006	\$1,367.38
M	1967	03/16/2006	06/20/2006	\$5,429.34
F	1980	04/08/2006	05/04/2006	\$835.49
F	1947	03/08/2006	05/11/2006	\$1,389.21
F	1977	03/21/2006	05/08/2006	\$800.85
F	1946	01/21/2006	07/24/2006	\$5,250.06
F	1957	03/14/2006	05/17/2006	\$1,368.50
F	1957	04/09/2006	05/17/2006	\$0.00
F	1956	03/01/2006	02/05/2007	\$5,542.13
M	1955	05/02/2006	08/22/2006	\$5,991.04
F	1959	05/08/2006	09/20/2006	\$11,651.50
M	1948	04/18/2006	08/22/2006	\$2,106.38
M	1954	04/06/2006	09/27/2006	\$8,963.62
F	1949	02/27/2006	08/28/2006	\$5,336.19
F	1955	02/16/2006	08/15/2006	\$10,877.13
F	1966	05/19/2006	07/03/2006	\$2,589.84
F	1977	06/24/2006	07/19/2006	\$1,212.35
F	1953	05/19/2006	09/07/2006	\$3,872.54
F	1945	05/24/2006	07/24/2006	\$0.00
F	1965	05/30/2006	11/28/2006	\$14,518.56
F	1963	06/21/2006	09/25/2006	\$4,931.70
F	1963	05/09/2006	07/25/2006	\$537.76
F	1944	06/27/2006	08/17/2006	\$2,677.97
F	1975	06/15/2006	08/01/2006	\$832.04
F	1954	06/21/2006	12/19/2006	\$11,478.87
M	1949	06/14/2006	12/19/2006	\$10,490.58

<u>Gender</u>	<u>Year of Birth</u>	<u>Date of Loss</u>	<u>Closed Date</u>	<u>Total Paid</u>
F	1973	07/18/2006	08/29/2006	\$346.75
F	1976	06/30/2006	08/07/2006	\$773.62
M	1947	07/11/2006	11/27/2006	\$4,521.37
M	1950	06/14/2006	08/17/2006	\$1,011.50
F	1961	08/08/2006	09/19/2006	\$0.00
M	1951	05/02/2006	10/30/2006	\$10,825.08
F	1976	07/17/2006	02/05/2007	\$8,888.98
F	1975	07/16/2006	09/05/2006	\$774.64
F	1973	07/25/2006	09/05/2006	\$1,126.35
F	1974	08/19/2006	09/13/2006	\$2,185.00
F	1973	07/28/2006	09/12/2006	\$1,581.39
M	1957	05/12/2006	11/21/2006	\$10,302.34
F	1970	06/29/2006	09/20/2006	\$2,240.07
M	1959	08/16/2006	02/27/2007	\$552.02
F	1973	07/31/2006	10/02/2006	\$4,451.72
F	1955	02/15/2006	10/12/2006	\$247.29
M	1966	08/24/2006	10/09/2006	\$262.35
F	1978	09/26/2006	10/24/2006	\$1,102.48
F	1975	09/30/2006	11/03/2006	\$19.78
M	1949	02/22/2006	12/06/2006	\$247.29
F	1962	10/31/2006	05/14/2007	\$7,530.66
F	1944	10/13/2006	04/16/2007	\$10,796.76
F	1966	10/16/2006	07/30/2007	\$405.51
F	1943	07/26/2006	01/26/2007	\$3,047.25
F	1971	11/30/2006	06/20/2007	\$7,125.66
F	1981	10/28/2006	01/26/2007	\$2,285.43
F	1947	11/14/2006	05/14/2007	\$6,609.43
M	1958	06/09/2006	01/30/2007	\$253.88
F	1951	11/09/2006	01/09/2007	\$3,054.72
M	1982	11/22/2006	03/27/2007	\$5,524.24
M	1944	12/15/2006	07/19/2007	\$11,700.78
F	1970	12/18/2006	01/16/2007	\$3,657.55
F	1979	12/01/2006	01/15/2007	\$0.00

<u>Gender</u>	<u>Year of Birth</u>	<u>Date of Loss</u>	<u>Closed Date</u>	<u>Total Paid</u>
M	1942	08/04/2006	01/24/2007	\$3,385.48
F	1956	10/16/2006	02/23/2007	\$1,283.03
F	1950	12/12/2006	06/18/2007	\$10,025.14
F	1973	01/08/2007	03/06/2007	\$128.94
F	1967	01/01/2007	02/08/2007	\$2,018.56
F	1958	12/04/2006	03/23/2007	\$6,673.38
F	1946	11/02/2006	04/04/2007	\$5,465.95
M	1950	01/10/2007	03/05/2007	\$1,428.00
F	1971	01/22/2007	02/14/2007	\$1,947.36
F	1949	08/24/2006	02/20/2007	\$771.48
F	1957	02/14/2007	04/02/2007	\$1,387.50
F	1979	02/14/2007	03/15/2007	\$1,067.10
F	1954	02/05/2007	03/21/2007	\$1,442.92
M	1962	01/24/2007	07/31/2007	\$3,310.03
F	1960	11/23/2006	06/04/2007	\$8,372.70
F	1975	01/25/2007	04/02/2007	\$673.92
M	1962	01/09/2007	04/10/2007	\$1,760.12
F	1954	02/22/2007	05/25/2007	\$4,219.25
F	1956	01/04/2007	04/12/2007	\$1,823.58
F	1944	02/19/2007	11/13/2008	\$4,629.76
F	1973	02/11/2007	04/17/2007	\$1,186.22
F	1954	03/26/2007	06/19/2007	\$2,480.41
F	1977	04/05/2007	05/04/2007	\$771.25
F	1975	03/30/2007	05/16/2007	\$0.00
M	1948	02/12/2007	07/31/2007	\$13,388.57
F	1946	03/07/2007	09/05/2007	\$4,950.09
M	1955	03/22/2007	09/18/2007	\$8,608.93
M	1959	04/17/2007	06/04/2007	\$1,334.28
F	1974	01/15/2007	07/12/2007	\$6,649.97
F	1959	05/09/2007	06/01/2007	\$2,621.58
F	1967	04/19/2007	06/13/2007	\$1,613.28
F	1972	05/07/2007	11/02/2007	\$7,653.85
F	1956	05/17/2007	09/27/2007	\$10,614.86

<u>Gender</u>	<u>Year of Birth</u>	<u>Date of Loss</u>	<u>Closed Date</u>	<u>Total Paid</u>
F	1963	04/05/2007	10/02/2007	\$13,401.43
F	1973	05/17/2007	06/12/2007	\$830.37
M	1945	05/04/2007	09/27/2007	\$13,543.32
F	1950	04/29/2007	11/21/2007	\$2,755.44
F	1967	06/07/2007	07/18/2007	\$1,279.97
F	1968	05/21/2007	08/07/2007	\$4,182.99
F	1954	04/04/2007	11/30/2012	\$7,622.20
F	1959	07/30/2007	10/26/2007	\$2,297.71
F	1973	06/14/2007	08/24/2007	\$4,471.49
F	1980	03/24/2005	09/14/2007	\$250.58
M	1973	06/13/2007	01/19/2008	\$13,666.18
F	1957	01/06/2007	08/09/2007	\$247.29
F	1973	07/31/2007	09/05/2007	\$5,875.20
F	1953	07/22/2007	01/15/2008	\$7,035.35
F	1979	07/12/2007	08/15/2007	\$1,162.78
F	1948	06/26/2007	10/24/2007	\$0.00
M	1959	11/07/2006	08/27/2007	\$247.29
F	1980	06/02/2007	09/10/2007	\$1,270.96
M	1947	08/29/2007	11/07/2007	\$3,104.68
F	1953	09/04/2007	06/03/2008	\$10,983.44
F	1951	08/13/2007	10/15/2007	\$386.55
F	1974	09/17/2007	11/07/2007	\$4,685.90
F	1965	09/02/2007	11/21/2007	\$3,410.08
F	1955	08/29/2007	11/14/2007	\$3,385.40
F	1962	08/24/2007	12/05/2007	\$2,885.34
F	1980	09/20/2007	11/28/2007	\$5,430.01
F	1947	10/19/2007	04/29/2008	\$9,697.52
F	1963	10/22/2007	02/15/2008	\$4,025.20
F	1963	10/20/2007	04/17/2008	\$11,825.07
F	1962	10/28/2007	04/29/2008	\$8,592.96
F	1970	11/05/2007	12/20/2007	\$2,150.14
F	1951	09/20/2007	04/10/2008	\$18,220.29
F	1968	11/08/2007	12/21/2007	\$2,287.15

<u>Gender</u>	<u>Year of Birth</u>	<u>Date of Loss</u>	<u>Closed Date</u>	<u>Total Paid</u>
F	1945	12/17/2007	01/25/2008	\$1,051.68
F	1963	10/18/2007	04/16/2008	\$6,353.87
F	1944	07/09/2007	04/18/2008	\$0.00
F	1976	08/10/2007	06/02/2008	\$4,953.69
F	1981	01/02/2008	01/21/2008	\$1,469.48
F	1981	12/13/2007	01/25/2008	\$678.22
F	1961	10/08/2007	06/19/2008	\$3,375.41
F	1965	12/05/2007	06/02/2008	\$15,023.67
F	1951	01/03/2008	06/25/2008	\$7,231.29
M	1959	12/27/2007	06/25/2008	\$245.64
F	1954	01/18/2008	05/27/2008	\$1,712.21
M	1953	12/08/2007	06/17/2008	\$5,163.72
F	1959	10/29/2007	04/10/2008	\$19.78
F	1973	01/13/2008	06/03/2008	\$5,489.10
F	1972	01/03/2008	07/01/2008	\$7,743.95
F	1977	01/12/2008	03/07/2008	\$785.67
M	1972	03/11/2008	06/18/2008	\$4,405.33
F	1977	12/21/2007	03/17/2008	\$0.00
F	1981	02/20/2008	03/18/2008	\$710.09
M	1948	01/30/2008	08/14/2008	\$2,853.83
F	1947	02/28/2008	10/09/2008	\$7,488.48
F	1954	02/19/2008	04/15/2008	\$765.05
F	1961	03/19/2008	05/01/2008	\$615.19
F	1983	03/17/2008	04/14/2008	\$688.41
F	1977	02/15/2008	08/28/2008	\$12,433.00
F	1977	04/01/2008	05/16/2008	\$1,048.03
F	1980	01/25/2008	05/02/2008	\$590.18
F	1941	02/19/2008	07/14/2008	\$7,808.84
M	1953	02/29/2008	08/26/2008	\$9,813.68
F	1976	04/07/2008	05/13/2008	\$994.46
F	1945	03/26/2008	09/23/2008	\$247.29
F	1971	04/01/2008	06/05/2008	\$0.00
M	1950	01/03/2008	04/28/2010	\$247.29

<u>Gender</u>	<u>Year of Birth</u>	<u>Date of Loss</u>	<u>Closed Date</u>	<u>Total Paid</u>
F	1976	03/01/2008	05/15/2008	\$952.70
F	1949	05/01/2008	08/18/2008	\$3,155.79
F	1975	04/04/2008	08/19/2008	\$8,340.85
F	1962	03/27/2008	02/05/2009	\$10,247.47
M	1987	05/03/2008	07/31/2008	\$225.00
M	1963	05/29/2008	02/18/2009	\$4,510.15
M	1973	04/29/2008	09/05/2008	\$9,156.80
M	1973	04/14/2008	11/18/2008	\$16,500.38
M	1958	04/21/2008	07/25/2008	\$5,027.36
F	1956	05/19/2008	07/22/2008	\$1,638.36
F	1980	06/21/2008	07/17/2008	\$1,832.84
F	1947	06/02/2008	09/10/2008	\$5,891.58
M	1961	04/09/2008	11/10/2008	\$17,859.09
F	1981	08/01/2008	01/05/2009	\$6,341.14
F	1983	07/09/2008	07/28/2008	\$1,542.25
F	1971	07/01/2008	08/05/2008	\$1,339.85
F	1966	07/04/2008	03/08/2012	\$10,756.04
F	1966	07/06/2008	02/06/2009	\$10,036.95
F	1968	06/28/2008	09/18/2008	\$2,658.90
F	1968	07/14/2008	05/08/2009	\$0.00
F	1950	06/17/2008	12/17/2008	\$819.01
F	1946	07/22/2008	11/03/2008	\$244.52
F	1973	08/07/2008	09/23/2008	\$1,796.78
F	1965	07/29/2008	11/20/2008	\$0.00
F	1975	08/09/2008	09/26/2008	\$1,384.61
F	1976	09/09/2008	10/03/2008	\$1,197.94
F	1956	08/20/2008	10/09/2008	\$578.83
F	1979	08/13/2008	10/14/2008	\$1,088.41
F	1969	08/11/2008	12/22/2008	\$2,100.07
F	1976	08/13/2008	10/06/2008	\$582.27
F	1980	09/06/2008	10/07/2008	\$1,031.07
M	1979	09/24/2008	12/22/2008	\$0.00
F	1958	09/19/2008	01/29/2009	\$7,141.57

<u>Gender</u>	<u>Year of Birth</u>	<u>Date of Loss</u>	<u>Closed Date</u>	<u>Total Paid</u>
F	1977	08/06/2008	11/03/2008	\$4,813.19
F	1954	10/31/2008	05/18/2009	\$4,712.31
F	1977	10/13/2008	11/04/2008	\$2,023.65
F	1949	09/26/2008	12/08/2008	\$2,128.08
F	1980	10/03/2008	11/04/2008	\$1,565.39
F	1976	09/17/2008	02/10/2009	\$7,095.13
F	1958	09/17/2008	05/07/2009	\$0.00
F	1979	10/28/2008	12/30/2008	\$3,643.22
M	1953	08/19/2008	02/11/2009	\$6,631.56
F	1942	10/07/2008	06/09/2009	\$1,302.05
F	1969	06/03/2008	03/05/2009	\$238.50
F	1967	10/08/2008	01/19/2009	\$934.33
F	1943	07/11/2008	02/17/2009	\$8,514.56
F	1979	11/14/2008	11/25/2008	\$934.17
F	1975	11/24/2008	12/08/2008	\$2,042.15
F	1972	10/03/2008	12/04/2008	\$1,540.01
F	1959	10/14/2008	12/15/2008	\$2,831.85
F	1966	10/06/2008	12/30/2008	\$2,961.96
F	1973	11/11/2008	03/20/2009	\$9,009.99
F	1952	11/08/2008	05/19/2009	\$6,952.94
M	1950	10/21/2008	12/23/2008	\$1,040.79
M	1959	05/28/2008	01/05/2009	\$245.64
F	1952	10/24/2008	02/24/2009	\$0.00
F	1974	12/16/2008	02/04/2009	\$1,268.14
F	1947	01/23/2009	03/27/2009	\$1,649.23
F	1955	12/10/2008	03/04/2009	\$664.27
F	1987	12/09/2008	02/24/2009	\$0.00
F	1962	11/21/2008	03/12/2009	\$4,373.70
F	1958	01/13/2009	07/15/2009	\$8,856.65
F	1945	02/10/2009	03/31/2009	\$1,643.79
F	1961	05/05/2008	03/05/2009	\$196.18
F	1962	07/20/2008	04/08/2009	\$247.29
F	1967	01/29/2009	03/10/2009	\$0.00

<u>Gender</u>	<u>Year of Birth</u>	<u>Date of Loss</u>	<u>Closed Date</u>	<u>Total Paid</u>
F	1977	02/17/2009	03/18/2009	\$0.00
F	1970	03/17/2009	05/07/2009	\$5,991.68
F	1970	02/13/2009	04/16/2009	\$1,919.34
F	1975	03/08/2009	04/21/2009	\$818.42
F	1956	02/13/2009	04/30/2009	\$2,588.80
F	1952	03/17/2009	03/03/2010	\$5,609.34
F	1984	03/10/2009	05/12/2009	\$691.59
F	1954	03/26/2009	09/29/2009	\$4,830.59
M	1959	02/21/2009	08/26/2009	\$9,941.57
F	1985	05/10/2009	06/02/2009	\$1,140.03
F	1962	04/07/2009	06/03/2009	\$117.93
M	1954	02/05/2009	12/19/2012	\$16,307.57
M	1982	05/13/2009	09/03/2009	\$3,886.03
F	1953	06/04/2009	07/31/2009	\$1,216.84
F	1960	05/16/2009	10/02/2009	\$0.00
F	1950	04/29/2009	09/29/2009	\$5,279.58
F	1975	06/08/2009	06/23/2009	\$0.00
F	1951	04/01/2009	07/14/2009	\$1,283.93
F	1972	06/11/2009	07/08/2009	\$3,517.17
F	1955	06/23/2009	11/25/2009	\$3,839.09
F	1974	05/28/2009	06/30/2009	\$2,413.53
F	1959	08/10/2009	09/22/2009	\$703.57
F	1952	06/08/2009	10/30/2009	\$17,743.68
F	1983	05/10/2009	10/29/2009	\$940.35
M	1958	05/29/2009	07/30/2009	\$4,657.58
F	1952	06/13/2009	09/10/2009	\$1,518.34
F	1977	04/16/2009	10/02/2009	\$0.00
F	1941	06/25/2009	10/07/2009	\$1,093.70
M	1987	06/04/2009	08/26/2009	\$4,077.25
F	1979	06/26/2009	08/04/2009	\$1,095.67
F	1945	03/08/2008	03/12/2010	\$247.29
F	1948	05/28/2009	11/20/2009	\$15,663.02
F	1979	06/13/2009	08/28/2009	\$772.80

<u>Gender</u>	<u>Year of Birth</u>	<u>Date of Loss</u>	<u>Closed Date</u>	<u>Total Paid</u>
F	1984	07/25/2009	09/08/2009	\$514.80
F	1972	07/27/2009	09/10/2009	\$387.12
F	1968	08/14/2009	11/17/2009	\$7,741.90
F	1975	08/23/2009	09/09/2009	\$907.10
F	1980	08/09/2009	09/15/2009	\$804.63
F	1984	08/26/2009	09/17/2009	\$744.15
F	1968	09/14/2009	11/06/2009	\$1,658.76
F	1979	08/19/2009	10/08/2009	\$716.07
M	1968	08/26/2009	06/03/2010	\$11,754.96
M	1947	09/09/2009	12/03/2009	\$5,187.74
F	1949	08/23/2009	06/08/2010	\$7,143.24
F	1965	09/08/2009	01/13/2010	\$9,653.98
F	1972	09/25/2009	10/14/2009	\$1,120.13
M	1976	09/10/2009	09/28/2010	\$3,071.03
F	1953	08/29/2009	06/08/2010	\$8,996.12
F	1965	07/16/2009	01/08/2010	\$10,246.05
F	1948	09/05/2009	04/21/2010	\$13,986.60
F	1978	08/07/2009	04/22/2010	\$5,958.45
F	1965	09/29/2009	11/25/2009	\$0.00
F	1955	09/29/2009	12/14/2009	\$0.00
F	1941	09/17/2009	03/25/2010	\$10,756.74
F	1954	10/05/2009	02/11/2010	\$2,459.56
F	1953	12/17/2009	03/25/2010	\$6,954.63
F	1979	10/21/2009	11/25/2009	\$584.90
F	1946	10/26/2009	11/25/2009	\$0.00
F	1975	10/27/2009	01/08/2010	\$931.97
M	1948	09/28/2009	07/06/2010	\$1,050.60
F	1945	10/25/2009	04/30/2010	\$7,254.26
F	1959	10/29/2009	02/20/2010	\$1,142.40
F	1955	11/27/2009	05/26/2010	\$9,927.64
F	1948	11/20/2009	03/09/2010	\$19,012.14
F	1948	12/02/2009	06/07/2010	\$5,044.37
F	1977	12/14/2009	01/22/2010	\$1,306.18

<u>Gender</u>	<u>Year of Birth</u>	<u>Date of Loss</u>	<u>Closed Date</u>	<u>Total Paid</u>
F	1969	01/02/2010	04/09/2013	\$1,024.00
M	1972	11/14/2009	03/12/2010	\$0.00
F	1949	12/08/2009	05/18/2010	\$0.00
F	1977	01/05/2010	02/10/2010	\$1,147.86
F	1983	01/09/2010	02/23/2010	\$734.08
M	1971	11/24/2009	04/21/2010	\$0.00
F	1972	12/14/2009	07/09/2010	\$0.00
F	1981	01/05/2010	02/20/2010	\$1,341.82
M	1947	01/07/2010	05/07/2010	\$6,783.97
F	1949	11/02/2009	04/21/2010	\$0.00
M	1956	12/11/2009	04/30/2010	\$0.00
F	1980	01/12/2010	02/26/2010	\$0.00
F	1953	01/03/2010	03/15/2010	\$639.04
F	1974	02/09/2010	03/03/2010	\$1,090.11
M	1958	02/17/2010	05/21/2010	\$7,323.52
F	1974	01/24/2010	04/05/2010	\$2,640.59
F	1977	02/04/2010	03/05/2010	\$884.13
F	1975	02/01/2010	03/05/2010	\$2,624.22
M	1950	12/14/2009	06/11/2010	\$14,357.10
F	1976	02/03/2010	01/25/2011	\$8,971.44
M	1951	01/07/2010	11/23/2015	\$188.90
F	1957	12/11/2009	05/07/2010	\$0.00
M	1959	01/05/2010	11/05/2010	\$12,062.44
F	1979	02/02/2010	04/07/2010	\$1,285.35
F	1952	01/21/2010	04/16/2010	\$810.95
F	1978	02/19/2010	03/30/2010	\$1,990.60
F	1964	02/11/2010	01/17/2013	\$3,435.93
M	1959	06/29/2009	04/16/2010	\$0.00
F	1981	02/24/2010	08/14/2015	\$10,458.86
M	1945	02/18/2010	04/22/2010	\$2,901.11
F	1961	03/02/2010	09/28/2010	\$10,077.49
F	1977	03/26/2010	04/08/2010	\$990.22
F	1950	03/31/2010	06/03/2010	\$2,267.70

<u>Gender</u>	<u>Year of Birth</u>	<u>Date of Loss</u>	<u>Closed Date</u>	<u>Total Paid</u>
F	1955	02/22/2010	08/23/2010	\$13,096.11
F	1950	03/30/2010	03/18/2011	\$7,172.58
F	1965	03/26/2010	08/26/2010	\$10,397.51
F	1949	03/26/2010	05/05/2010	\$0.00
F	1946	06/01/2010	08/20/2010	\$0.00
F	1957	08/18/2009	05/26/2010	\$0.00
F	1950	03/24/2010	05/27/2010	\$0.00
M	1961	04/13/2010	07/02/2010	\$0.00
F	1946	04/05/2010	06/29/2010	\$3,362.29
F	1975	04/01/2010	08/25/2010	\$944.65
F	1979	04/18/2010	07/12/2010	\$0.00
F	1948	04/09/2010	07/08/2010	\$1,494.57
M	1946	02/26/2010	01/21/2011	\$148.37
F	1978	04/26/2010	07/14/2010	\$3,403.31
F	1975	05/11/2010	06/24/2010	\$868.82
F	1966	06/15/2010	12/17/2010	\$6,877.01
F	1977	06/26/2010	01/21/2011	\$0.00
F	1972	05/18/2010	12/29/2010	\$9,665.15
F	1956	02/05/2010	08/25/2010	\$5,007.64
F	1978	04/22/2010	07/20/2010	\$999.02
F	1980	06/10/2010	07/20/2010	\$1,019.71
M	1951	04/30/2010	10/21/2010	\$656.66
F	1978	06/23/2010	10/21/2010	\$813.15
F	1971	06/24/2010	07/21/2010	\$2,570.71
F	1978	07/04/2010	07/23/2010	\$249.42
F	1982	07/15/2010	09/02/2010	\$695.50
F	1983	06/05/2010	08/10/2010	\$866.71
F	1973	05/04/2010	08/10/2010	\$21.43
F	1957	07/12/2010	11/30/2010	\$2,022.17
F	1973	07/17/2010	03/18/2011	\$0.00
F	1971	07/20/2010	06/10/2013	\$1,261.60
F	1977	08/10/2010	01/10/2011	\$10,853.34
F	1981	08/20/2010	09/10/2010	\$105.07

<u>Gender</u>	<u>Year of Birth</u>	<u>Date of Loss</u>	<u>Closed Date</u>	<u>Total Paid</u>
M	1957	07/25/2010	12/14/2010	\$9,966.52
F	1969	08/09/2010	12/08/2010	\$6,409.27
M	1974	04/23/2010	09/28/2010	\$986.07
F	1955	08/27/2010	04/13/2011	\$7,325.07
F	1983	09/07/2010	12/29/2011	\$11,406.72
F	1951	10/04/2010	10/15/2010	\$0.00
F	1981	09/08/2010	10/15/2010	\$0.00
F	1978	06/14/2010	01/21/2011	\$0.00
F	1973	08/06/2010	11/30/2010	\$4,768.58
F	1969	09/27/2010	01/19/2011	\$5,409.14
F	1975	09/28/2010	10/27/2010	\$1,414.27
F	1972	10/05/2010	03/29/2011	\$11,328.21
F	1979	11/12/2010	04/13/2011	\$5,710.52
F	1949	11/18/2010	03/11/2011	\$4,711.20
F	1968	11/02/2010	04/27/2011	\$5,063.14
F	1941	10/26/2010	01/10/2011	\$1,531.03
F	1960	06/16/2010	12/22/2010	\$609.77
F	1951	01/17/2011	04/11/2011	\$2,734.58
M	1944	10/28/2010	02/09/2011	\$4,954.63
F	1958	10/26/2010	01/19/2011	\$3,324.57
F	1953	12/20/2010	03/31/2011	\$7,639.40
F	1948	11/10/2010	01/24/2011	\$2,817.01
F	1957	11/09/2010	07/19/2011	\$11,672.22
F	1973	10/08/2010	12/17/2010	\$938.31
F	1980	11/13/2010	01/24/2011	\$827.88
F	1962	10/12/2010	01/18/2011	\$2,448.84
F	1960	12/02/2010	02/03/2011	\$2,709.83
M	1951	10/06/2010	04/08/2011	\$4,663.16
F	1957	11/16/2010	02/10/2011	\$1,692.50
F	1982	12/23/2010	01/27/2011	\$818.90
F	1941	12/28/2010	06/28/2011	\$11,143.07
M	1963	09/15/2010	08/25/2011	\$6,288.17
F	1980	12/09/2010	05/31/2011	\$4,627.94

<u>Gender</u>	<u>Year of Birth</u>	<u>Date of Loss</u>	<u>Closed Date</u>	<u>Total Paid</u>
F	1979	02/01/2011	04/27/2011	\$6,220.65
F	1970	01/21/2011	03/04/2011	\$2,291.52
M	1970	12/03/2010	12/11/2013	\$4,538.91
F	1984	01/29/2011	03/24/2011	\$0.00
F	1948	01/18/2011	12/10/2012	\$12,508.00
F	1966	01/08/2011	08/19/2011	\$7,149.75
F	1956	02/10/2011	04/27/2011	\$1,493.15
M	1974	01/26/2011	08/09/2011	\$2,396.70
F	1955	02/09/2011	10/19/2011	\$16,186.50
F	1954	03/01/2011	07/07/2011	\$9,027.66
F	1947	02/07/2011	05/04/2011	\$5,647.25
F	1980	03/28/2011	05/24/2011	\$2,519.84
F	1982	03/25/2011	04/25/2011	\$805.39
F	1979	03/07/2011	04/27/2011	\$867.31
M	1950	04/04/2011	09/08/2011	\$23,860.26
F	1984	02/26/2011	05/11/2011	\$534.58
F	1957	03/03/2011	06/01/2011	\$2,789.63
F	1964	02/04/2011	05/11/2011	\$0.00
F	1960	04/14/2011	07/07/2011	\$4,229.73
F	1972	04/18/2011	05/16/2011	\$966.53
F	1971	04/26/2011	06/10/2011	\$2,782.64
F	1985	05/18/2011	07/13/2011	\$1,139.81
F	1980	04/22/2011	05/25/2011	\$19.78
F	1958	03/11/2011	07/07/2011	\$791.77
F	1958	03/01/2011	09/20/2011	\$8,188.36
F	1956	03/14/2011	06/28/2011	\$2,596.68
F	1957	05/03/2011	08/10/2011	\$3,683.41
F	1981	04/23/2011	06/08/2011	\$1,188.14
F	1979	04/26/2011	06/10/2011	\$614.11
F	1968	04/30/2011	12/01/2011	\$0.00
F	1977	05/04/2011	06/28/2011	\$0.00
F	1952	05/14/2011	02/07/2012	\$6,631.50
F	1979	05/19/2011	06/28/2011	\$2,165.61

<u>Gender</u>	<u>Year of Birth</u>	<u>Date of Loss</u>	<u>Closed Date</u>	<u>Total Paid</u>
F	1979	05/09/2011	09/13/2011	\$4,789.35
F	1955	05/19/2011	11/01/2011	\$4,897.43
F	1965	05/19/2011	11/17/2011	\$17,226.44
F	1981	06/03/2011	07/01/2011	\$0.00
M	1971	05/19/2011	06/15/2012	\$0.00
F	1951	08/05/2011	01/27/2012	\$1,963.50
F	1972	05/27/2011	01/18/2012	\$7,689.78
M	1976	06/22/2011	12/20/2011	\$17,119.07
F	1980	06/20/2011	08/10/2011	\$0.00
F	1977	07/01/2011	07/26/2011	\$1,088.45
F	1966	04/20/2011	08/25/2011	\$4,255.67
F	1947	06/15/2011	09/08/2011	\$2,859.30
F	1983	06/14/2011	08/03/2011	\$1,059.24
F	1944	02/23/2011	09/02/2011	\$2,207.54
F	1977	03/31/2011	08/05/2011	\$1,128.29
F	1983	07/15/2011	08/05/2011	\$0.00
M	1981	06/02/2011	09/08/2011	\$0.00
F	1986	07/15/2011	08/30/2011	\$650.24
M	1954	06/01/2011	04/08/2013	\$4,995.27
F	1978	07/19/2011	10/24/2011	\$4,507.20
F	1972	08/03/2011	08/26/2011	\$1,518.88
F	1976	08/12/2011	08/30/2011	\$1,884.97
F	1957	08/10/2011	02/07/2012	\$21,933.64
M	1958	07/08/2011	03/06/2012	\$0.00
M	1973	08/22/2011	09/20/2011	\$2,272.83
M	1944	06/29/2011	11/22/2011	\$1,671.83
F	1984	07/14/2011	09/20/2011	\$873.46
F	1966	01/10/2011	12/03/2012	\$0.00
F	1974	09/15/2011	09/27/2011	\$1,677.33
F	1977	08/29/2011	04/24/2012	\$0.00
F	1950	06/06/2011	12/04/2011	\$17.72
F	1955	09/26/2011	08/14/2012	\$15,564.22
F	1959	08/18/2011	03/01/2012	\$12,474.44

<u>Gender</u>	<u>Year of Birth</u>	<u>Date of Loss</u>	<u>Closed Date</u>	<u>Total Paid</u>
F	1961	06/09/2011	12/08/2011	\$197.83
F	1949	09/07/2011	03/13/2012	\$9,083.47
F	1980	09/21/2011	01/13/2012	\$7,739.76
F	1950	09/21/2011	03/27/2012	\$5,468.09
F	1980	09/28/2011	11/04/2011	\$1,079.93
F	1948	09/09/2011	12/20/2011	\$5,106.65
F	1945	10/14/2011	01/03/2012	\$3,583.60
F	1972	09/09/2011	11/17/2011	\$0.00
F	1970	09/30/2011	11/18/2011	\$1,051.29
F	1980	12/07/2011	01/31/2012	\$7,512.27
F	1954	10/08/2011	12/21/2011	\$0.00
F	1958	08/21/2011	02/16/2012	\$938.19
F	1954	11/09/2011	01/03/2012	\$2,466.23
F	1977	10/25/2011	12/01/2011	\$1,139.81
F	1959	10/27/2011	02/16/2012	\$92.32
F	1950	10/11/2011	06/05/2013	\$11,387.36
F	1970	12/03/2011	03/01/2012	\$793.43
F	1979	12/12/2011	01/04/2012	\$1,040.01
M	1948	09/09/2011	01/11/2012	\$1,358.32
F	1973	11/03/2011	01/06/2012	\$2,081.76
F	1944	09/26/2011	03/20/2012	\$2,254.59
F	1953	01/25/2012	04/26/2012	\$6,789.65
F	1968	12/02/2011	03/05/2012	\$1,009.29
F	1951	12/10/2011	03/09/2012	\$3,734.65
M	1962	12/19/2011	06/28/2012	\$6,188.70
F	1979	11/30/2011	03/06/2012	\$1,287.46
F	1980	01/10/2012	02/03/2012	\$921.12
F	1970	12/26/2011	02/17/2012	\$0.00
F	1959	12/31/2011	04/20/2012	\$950.60
F	1979	01/04/2012	08/03/2012	\$6,699.99
F	1959	12/07/2011	05/16/2012	\$12,259.45
F	1971	12/28/2011	02/14/2012	\$1,442.42
F	1973	01/11/2012	04/16/2012	\$8,613.83

<u>Gender</u>	<u>Year of Birth</u>	<u>Date of Loss</u>	<u>Closed Date</u>	<u>Total Paid</u>
F	1965	01/04/2012	02/29/2012	\$3,009.74
F	1978	02/01/2012	02/27/2012	\$1,099.61
F	1956	01/24/2012	05/15/2012	\$0.00
F	1958	01/18/2012	04/26/2012	\$2,063.02
F	1983	02/10/2012	03/22/2012	\$402.90
F	1973	01/16/2012	04/15/2012	\$1,214.42
F	1971	08/18/2011	04/30/2012	\$289.93
F	1961	03/02/2012	04/02/2012	\$24.73
M	1963	02/21/2012	08/16/2012	\$10,732.25
F	1962	02/23/2012	09/13/2012	\$8,166.99
F	1946	03/20/2012	06/28/2012	\$4,769.02
F	1958	03/02/2012	04/25/2012	\$1,170.47
M	1961	03/05/2012	08/23/2016	\$10,335.64
F	1956	12/27/2011	03/29/2012	\$78.69
F	1953	03/14/2012	06/22/2012	\$1,515.77
F	1976	03/23/2012	01/29/2013	\$3,393.14
F	1979	04/02/2012	05/04/2012	\$1,269.22
F	1984	03/26/2012	05/07/2012	\$872.50
F	1979	04/11/2012	10/10/2012	\$12,671.14
F	1979	03/05/2012	05/07/2012	\$1,061.49
F	1983	05/13/2012	05/31/2012	\$901.73
F	1965	04/23/2012	06/27/2012	\$0.00
F	1956	04/16/2012	03/19/2013	\$7,223.48
M	1953	03/20/2012	06/21/2012	\$0.00
F	1978	04/17/2012	08/29/2012	\$0.00
F	1957	04/18/2012	07/24/2012	\$3,901.76
F	1961	04/25/2012	07/24/2012	\$449.76
F	1983	05/17/2012	06/06/2012	\$886.11
M	1952	03/27/2012	11/13/2014	\$2,334.47
M	1952	11/16/2010	08/28/2012	\$245.64
F	1956	04/09/2012	07/25/2012	\$102.56
F	1965	04/16/2012	08/17/2012	\$0.00
F	1954	06/05/2012	10/05/2012	\$0.00

<u>Gender</u>	<u>Year of Birth</u>	<u>Date of Loss</u>	<u>Closed Date</u>	<u>Total Paid</u>
F	1973	05/31/2012	08/01/2012	\$0.00
F	1980	05/31/2012	11/13/2012	\$1,353.81
F	1968	04/25/2012	09/17/2012	\$576.42
F	1971	06/14/2012	08/15/2012	\$0.00
F	1946	05/18/2012	03/19/2013	\$5,662.63
F	1975	06/15/2012	07/29/2012	\$2,331.72
F	1968	06/27/2012	04/18/2013	\$0.00
F	1975	06/05/2012	05/14/2013	\$7,171.08
M	1980	06/06/2012	11/30/2012	\$6,355.50
F	1962	06/15/2012	08/02/2012	\$1,387.20
F	1958	06/14/2012	08/09/2012	\$2,555.89
F	1979	11/21/2017	12/20/2017	\$1,578.53
F	1987	11/16/2017	12/18/2017	\$1,306.54
F	1986	09/27/2017	12/20/2017	\$931.78
M	1979	07/03/2017	12/20/2017	\$247.29
F	1965	07/03/2017	12/20/2017	\$15,592.07
F	1955	09/07/2017	12/07/2017	\$0.00
F	1965	07/21/2017	12/13/2017	\$14,502.10
F	1965	09/16/2016	12/06/2017	\$148.37
F	1981	12/04/2017	12/14/2017	\$957.75
M	1961	08/30/2017	12/05/2017	\$5,016.24
F	1956	09/15/2017	12/19/2017	\$0.00



Open Listing

RAMSEY COUNTY OF

Group Short Term Disability Insurance

Carrier Numbers: 1151

Listing of Currently Open Claims as of 12/31/2017

Gender	Year of Birth	Date of Loss	Monthly Benefit
F	1969	06/15/2017	\$591.23
F	1959	08/14/2017	\$653.76
M	1966	10/17/2017	\$758.99
F	1962	09/14/2017	\$547.44
F	1969	10/03/2017	\$640.41
F	1958	10/27/2017	\$547.44
F	1957	08/18/2017	\$515.85
F	1962	10/02/2017	\$465.04
F	1962	09/26/2017	\$549.07
F	1953	09/21/2017	\$606.82
M	1978	11/13/2017	\$758.99
F	1956	09/13/2017	\$399.02
F	1955	12/28/2017	\$565.08

Exhibit I - Long Term and Short Term Disability Census



Gender	Occupation	Birth Year	Hire Year	Eligible Hours	Monthly Salary	LTD Basic	LTD Optional	STDClass
M	Account Clerk	1963	2016	40	3586.50	LTD Basic	LTD Optional	STD 30
F	Account Clerk	1959	2016	40	4018.07	LTD Basic	LTD Optional	STD 30
F	Account Clerk	1982	2015	40	4018.07	LTD Basic	LTD Optional	STD 30
M	Account Clerk	1953	2017	40	4018.07	LTD Basic	LTD Optional	STD 30
F	Account Clerk	1961	1993	40	4717.67	LTD Basic	LTD Optional	STD 30
F	Account Clerk	1964	2017	40	3586.50	LTD Basic	LTD Optional	STD 30
F	Account Clerk	1965	2017	40	3724.54	LTD Basic	LTD Optional	STD 30
F	Account Clerk	1984	2015	40	3586.50	LTD Basic	LTD Optional	STD 30
F	Account Clerk	1987	2006	40	4018.07	LTD Basic	LTD Optional	STD 30
F	Account Clerk	1974	2011	40	3586.50	LTD Basic		STD 30
F	Account Clerk	1975	2000	40	4717.67	LTD Basic		STD 30
M	Account Clerk	1991	2016	40	3449.81	LTD Basic		STD 30
F	Account Clerk	1979	2000	40	4422.82	LTD Basic		STD 30
F	Account Clerk	1954	2014	40	3724.54	LTD Basic	LTD Optional	STD 60
F	Account Clerk	1983	2013	40	3724.54	LTD Basic	LTD Optional	STD 60
F	Account Clerk	1965	1992	40	4717.67	LTD Basic	LTD Optional	STD 90
M	Account Clerk	1967	2017	40	4018.07	LTD Basic	LTD Optional	STD 90
F	Account Clerk	1984	2014	40	3586.50	LTD Basic	LTD Optional	STD 90
F	Account Clerk	1960	2000	40	4717.67	LTD Basic	LTD Optional	STD 90
F	Account Clerk	1980	2010	40	4018.07	LTD Basic	LTD Optional	STD 90
F	Account Clerk	1984	2015	40	3333.19	LTD Basic		STD 90
F	Account Clerk	1964	1995	40	4717.67	LTD Basic		STD 90
F	Account Clerk	1962	2010	40	4018.07	LTD Basic		STD 90
F	Account Clerk	1964	2014	40	3724.54	LTD Basic		STD 90
F	Account Clerk	1979	2017	40	4018.07	LTD Basic		STD 90
M	Account Clerk	1957	2014	40	3724.54	LTD Basic	LTD Optional	
F	Account Clerk	1971	2008	40	4018.07	LTD Basic	LTD Optional	
F	Account Clerk	1956	1997	40	4422.82	LTD Basic	LTD Optional	
M	Account Clerk	1965	1988	40	4811.50	LTD Basic	LTD Optional	
F	Account Clerk	1960	2005	40	4422.82	LTD Basic	LTD Optional	
F	Account Clerk	1975	2011	40	4018.07	LTD Basic	LTD Optional	
F	Account Clerk	1979	2014	40	3869.29	LTD Basic		
F	Account Clerk	1971	2001	40	4422.82	LTD Basic		
M	Account Clerk	1969	2007	40	4220.45	LTD Basic		
M	Account Clerk	1963	1991	40	4811.50	LTD Basic		
F	Account Clerk	1983	2009	40	4018.07	LTD Basic		
F	Account Clerk	1962	1990	40	4717.67	LTD Basic		
F	Account Clerk	1962	2015	40	4422.82	LTD Basic		
F	Account Clerk	1977	2006	40	4220.45	LTD Basic		
F	Account Clerk	1954	2009	40	4018.07	LTD Basic		
F	Account Clerk	1980	2001	40	4220.45	LTD Basic		

LONG TERM DISABILITY AND SHORT TERM DIABILITY CENSUS

APPENDIX I

Gender	Occupation	Birth Year	Hire Year	Eligible Hours	Monthly Salary	LTD Basic	LTD Optional	STDClass
M	Account Clerk	1989	2012	40	3869.29	LTD Basic		
F	Account Clerk	1971	2016	40	3724.54	LTD Basic		
M	Account Clerk	1968	2016	40	4018.07	LTD Basic		
F	Account Clerk	1963	2017	40	4018.07	LTD Basic		
M	Account Clerk	1966	2016	40	3724.54	LTD Basic		
F	Account Clerk	1974	2018	40	5163.92	LTD Basic		
F	Accountant	1959	2001	40	5823.40	LTD Basic	LTD Optional	STD 30
F	Accountant	1961	1986	40	6110.21	LTD Basic	LTD Optional	STD 30
M	Accountant	1985	2007	40	5823.40	LTD Basic	LTD Optional	STD 30
M	Accountant	1963	2012	40	6356.80	LTD Basic	LTD Optional	STD 30
F	Accountant	1963	2012	40	6548.46	LTD Basic	LTD Optional	STD 30
F	Accountant	1963	2007	40	6880.85	LTD Basic	LTD Optional	STD 30
M	Accountant	1958	2016	40	7699.75	LTD Basic		STD 30
M	Accountant	1965	2014	40	6295.15	LTD Basic		STD 30
M	Accountant	1994	2017	40	4014.05	LTD Basic	LTD Optional	STD 60
F	Accountant	1983	2005	40	6548.46	LTD Basic	LTD Optional	STD 60
M	Accountant	1980	2004	40	5314.10	LTD Basic	LTD Optional	STD 90
M	Accountant	1984	2014	40	4338.40	LTD Basic		STD 90
F	Accountant	1985	2016	40	4985.73	LTD Basic		STD 90
F	Accountant	1976	1998	40	6880.85	LTD Basic		STD 90
F	Accountant	1983	2018	40	6417.50	LTD Basic	LTD Optional	STD 30
M	Accountant	1954	1987	40	7699.75	LTD Basic	LTD Optional	
F	Accountant	1957	1992	40	7079.20	LTD Basic	LTD Optional	
F	Accountant	1962	1991	40	8329.66	LTD Basic	LTD Optional	
M	Accountant	1961	1989	40	8164.81	LTD Basic	LTD Optional	
M	Accountant	1965	1998	40	8164.81	LTD Basic	LTD Optional	
F	Accountant	1972	2016	40	5060.79	LTD Basic		
F	Accountant	1994	2017	40	4177.55	LTD Basic		
M	Accountant	1984	2016	40	4338.40	LTD Basic		
F	Accountant	1972	2006	40	6110.21	LTD Basic		
M	Accountant	1959	1983	40	6840.64	LTD Basic		
M	Accountant	1978	2006	40	5823.40	LTD Basic		
F	Accountant	1984	2007	40	5823.40	LTD Basic		
M	Accountant	1980	2007	40	5823.40	LTD Basic		
M	Accountant	1959	1987	40	6840.64	LTD Basic		
F	Accountant	1969	1993	40	6110.21	LTD Basic		
M	Accountant	1961	1994	40	7221.28	LTD Basic		
M	Accountant	1955	2001	40	6880.85	LTD Basic		
M	Accountant	1957	2000	40	8329.66	LTD Basic		
M	Accountant	1981	2010	40	7079.20	LTD Basic		
F	Activity Technician	1970	1995	40	4482.83	LTD Basic	LTD Optional	
F	Activity Technician	1958	1991	40	4482.83	LTD Basic		
F	Activity Technician	1985	2017	30	2655.47	LTD Basic		
F	Admin Assistant	1987	2015	40	3586.50	LTD Basic	LTD Optional	STD 30
F	Admin Assistant	1974	2004	40	4831.59	LTD Basic	LTD Optional	STD 30

LONG TERM DISABILITY AND SHORT TERM DIABILITY CENSUS

APPENDIX I

Gender	Occupation	Birth Year	Hire Year	Eligible Hours	Monthly Salary	LTD Basic	LTD Optional	STDClass
F	Admin Assistant	1966	1993	40	5551.31	LTD Basic	LTD Optional	STD 30
F	Admin Assistant	1978	2017	40	6218.77	LTD Basic	LTD Optional	STD 30
F	Admin Assistant	1975	2015	40	4710.98	LTD Basic	LTD Optional	STD 30
F	Admin Assistant	1961	2017	40	5094.29	LTD Basic	LTD Optional	STD 30
F	Admin Assistant	1970	1992	40	5551.31	LTD Basic	LTD Optional	STD 30
F	Admin Assistant	1963	2002	40	4528.71	LTD Basic	LTD Optional	STD 30
F	Admin Assistant	1959	2006	40	5293.98	LTD Basic	LTD Optional	STD 30
F	Admin Assistant	1975	2002	40	4503.25	LTD Basic	LTD Optional	STD 30
F	Admin Assistant	1963	2001	40	5188.10	LTD Basic	LTD Optional	STD 30
F	Admin Assistant	1959	2008	40	4503.25	LTD Basic		STD 30
F	Admin Assistant	1959	2001	40	5300.70	LTD Basic	LTD Optional	STD 60
F	Admin Assistant	1965	1991	40	6095.46	LTD Basic	LTD Optional	STD 60
M	Admin Assistant	1951	2002	20	3169.69	LTD Basic	LTD Optional	STD 60
M	Admin Assistant	1981	2015	40	6339.38	LTD Basic	LTD Optional	STD 60
F	Admin Assistant	1954	2012	40	5830.09	LTD Basic		STD 60
M	Admin Assistant	1964	2001	40	6339.38	LTD Basic		STD 60
F	Admin Assistant	1981	2013	40	5689.35	LTD Basic		STD 60
F	Admin Assistant	1961	2011	40	4897.27	LTD Basic	LTD Optional	STD 90
F	Admin Assistant	1980	2000	40	6218.77	LTD Basic	LTD Optional	STD 90
F	Admin Assistant	1958	2008	40	4601.07	LTD Basic	LTD Optional	STD 90
F	Admin Assistant	1970	1987	40	6218.77	LTD Basic	LTD Optional	STD 90
F	Admin Assistant	1974	2017	30	4267.02	LTD Basic	LTD Optional	STD 90
F	Admin Assistant	1969	2008	40	4601.07	LTD Basic		STD 90
M	Admin Assistant	1985	2016	40	4622.80	LTD Basic	LTD Optional	STD 30
F	Admin Assistant	1976	2005	40	8403.20	LTD Basic	LTD Optional	STD 90
M	Admin Assistant	1982	2014	40	5270.83	LTD Basic	LTD Optional	STD 90
F	Admin Assistant	1976	2015	40	5551.31	LTD Basic	LTD Optional	
F	Admin Assistant	1962	1994	40	5293.98	LTD Basic	LTD Optional	
F	Admin Assistant	1960	1997	40	5321.33	LTD Basic	LTD Optional	
F	Admin Assistant	1963	1985	40	6095.46	LTD Basic	LTD Optional	
F	Admin Assistant	1959	1992	40	6600.73	LTD Basic	LTD Optional	
F	Admin Assistant	1988	2016	40	4165.75	LTD Basic	LTD Optional	
F	Admin Assistant	1972	2017	40	3944.35	LTD Basic		
F	Admin Assistant	1984	2010	40	4424.17	LTD Basic		
F	Admin Assistant	1953	1979	40	6218.77	LTD Basic		
F	Admin Assistant	1963	2016	40	5830.09	LTD Basic		
F	Admin Assistant	1970	2013	40	5293.98	LTD Basic		
F	Admin Assistant	1975	2008	40	5293.98	LTD Basic		
F	Admin Assistant	1955	2010	40	5094.29	LTD Basic		
F	Admin Assistant	1955	1977	40	6218.77	LTD Basic		
F	Admin Assistant	1960	2012	40	5205.52	LTD Basic		
F	Admin Assistant	1976	2001	40	5638.43	LTD Basic		
F	Admin Assistant	1969	2001	36	4125.58	LTD Basic		
F	Admin Assistant	1965	2014	40	4710.98	LTD Basic		
F	Admin Assistant	1978	2012	40	7957.08	LTD Basic		

LONG TERM DISABILITY AND SHORT TERM DIABILITY CENSUS

APPENDIX I

Gender	Occupation	Birth Year	Hire Year	Eligible Hours	Monthly Salary	LTD Basic	LTD Optional	STDClass
F	Admin Assistant	1954	2015	40	8651.31	LTD Basic		
M	Admin Assistant	1966	2011	40	7813.67	LTD Basic		
F	Admin Assistant	1956	2001	40	6339.38	LTD Basic		
M	Admin Assistant	1972	1997	40	6339.38	LTD Basic		
F	Admin Assistant	1979	2017	20	2431.88	LTD Basic		
F	Admin Secretary	1965	1990	40	5638.43	LTD Basic	LTD Optional	STD 30
F	Admin Secretary	1968	1989	40	5638.43	LTD Basic	LTD Optional	STD 30
F	Admin Secretary	1977	2000	40	5289.97	LTD Basic	LTD Optional	STD 30
F	Admin Secretary	1961	2015	40	4503.25	LTD Basic	LTD Optional	STD 30
F	Admin Secretary	1955	2000	32.5	4581.23	LTD Basic	LTD Optional	STD 30
F	Admin Secretary	1955	1978	40	5638.43	LTD Basic	LTD Optional	STD 30
F	Admin Secretary	1963	1983	40	5638.43	LTD Basic	LTD Optional	STD 30
M	Admin Secretary	1962	2004	40	4341.07	LTD Basic	LTD Optional	STD 30
F	Admin Secretary	1961	2015	40	4503.25	LTD Basic	LTD Optional	STD 30
F	Admin Secretary	1962	2016	40	4176.22	LTD Basic	LTD Optional	STD 30
F	Admin Secretary	1968	2004	40	6063.29	LTD Basic	LTD Optional	STD 30
F	Admin Secretary	1964	1988	40	5527.20	LTD Basic		STD 30
F	Admin Secretary	1993	2017	40	3449.81	LTD Basic	LTD Optional	STD 60
F	Admin Secretary	1964	1994	40	5638.43	LTD Basic	LTD Optional	STD 60
F	Admin Secretary	1959	2000	40	5638.43	LTD Basic	LTD Optional	
F	Admin Secretary	1966	2013	40	4503.25	LTD Basic		
F	Admin Secretary	1954	1979	40	5638.43	LTD Basic		
F	Admin Secretary	1969	2010	40	4729.75	LTD Basic		
F	Admin Secretary	1990	2017	40	4503.25	LTD Basic		
M	Admin Secretary	1982	2009	40	6548.46	LTD Basic		
M	Assistant County Attorney	1985	2010	40	7009.50	LTD Basic	LTD Optional	STD 30
F	Assistant County Attorney	1973	1999	40	10129.62	LTD Basic	LTD Optional	STD 30
F	Assistant County Attorney	1960	1989	40	10636.24	LTD Basic	LTD Optional	STD 30
F	Assistant County Attorney	1968	2006	40	10129.62	LTD Basic	LTD Optional	STD 30
F	Assistant County Attorney	1964	2003	40	10129.62	LTD Basic	LTD Optional	STD 30
F	Assistant County Attorney	1973	2006	40	9644.44	LTD Basic	LTD Optional	STD 30
M	Assistant County Attorney	1958	1996	40	11349.25	LTD Basic	LTD Optional	STD 30
F	Assistant County Attorney	1977	2002	40	8572.26	LTD Basic	LTD Optional	STD 30
F	Assistant County Attorney	1981	2006	40	8572.26	LTD Basic	LTD Optional	STD 30
F	Assistant County Attorney	1967	2004	32	7135.50	LTD Basic	LTD Optional	STD 30
F	Assistant County Attorney	1974	2017	40	8249.25	LTD Basic	LTD Optional	STD 30
M	Assistant County Attorney	1974	2007	40	8572.26	LTD Basic	LTD Optional	STD 30
F	Assistant County Attorney	1983	2009	40	8249.25	LTD Basic	LTD Optional	STD 30
M	Assistant County Attorney	1953	2002	40	11916.19	LTD Basic	LTD Optional	STD 30
F	Assistant County Attorney	1979	2002	40	10126.95	LTD Basic	LTD Optional	STD 30
F	Assistant County Attorney	1989	2013	40	5621.01	LTD Basic		STD 30
F	Assistant County Attorney	1986	2011	40	5621.01	LTD Basic		STD 30
F	Assistant County Attorney	1979	2014	32	7135.50	LTD Basic		STD 30
F	Assistant County Attorney	1970	1998	40	10636.24	LTD Basic	LTD Optional	STD 60
F	Assistant County Attorney	1978	2003	40	9644.44	LTD Basic	LTD Optional	STD 60

LONG TERM DISABILITY AND SHORT TERM DIABILITY CENSUS

APPENDIX I

Gender	Occupation	Birth Year	Hire Year	Eligible Hours	Monthly Salary	LTD Basic	LTD Optional	STDClass
M	Assistant County Attorney	1951	2012	40	11349.25	LTD Basic		STD 60
M	Assistant County Attorney	1984	2016	40	7009.50	LTD Basic	LTD Optional	STD 90
M	Assistant County Attorney	1954	1998	40	10636.24	LTD Basic	LTD Optional	STD 90
F	Assistant County Attorney	1975	2002	40	9644.44	LTD Basic	LTD Optional	STD 90
M	Assistant County Attorney	1976	2007	40	9644.44	LTD Basic	LTD Optional	STD 90
M	Assistant County Attorney	1978	2011	40	9644.44	LTD Basic	LTD Optional	STD 90
F	Assistant County Attorney	1968	2007	40	9644.44	LTD Basic	LTD Optional	STD 90
M	Assistant County Attorney	1972	2005	40	9277.23	LTD Basic	LTD Optional	STD 90
F	Assistant County Attorney	1967	1992	32	8508.99	LTD Basic	LTD Optional	STD 90
F	Assistant County Attorney	1974	2017	40	8919.38	LTD Basic	LTD Optional	STD 90
F	Assistant County Attorney	1980	2006	40	9277.23	LTD Basic	LTD Optional	STD 90
F	Assistant County Attorney	1963	2008	40	10129.62	LTD Basic	LTD Optional	STD 90
F	Assistant County Attorney	1984	2017	40	5842.14	LTD Basic		STD 90
M	Assistant County Attorney	1971	1999	40	7285.61	LTD Basic		STD 90
M	Assistant County Attorney	1971	2002	40	9644.44	LTD Basic		STD 90
F	Assistant County Attorney	1971	1997	24	5786.66	LTD Basic		STD 90
M	Assistant County Attorney	1969	2012	40	9644.44	LTD Basic	LTD Optional	
F	Assistant County Attorney	1955	1984	40	11349.25	LTD Basic	LTD Optional	
M	Assistant County Attorney	1960	1986	40	11916.19	LTD Basic	LTD Optional	
M	Assistant County Attorney	1970	2012	40	9644.44	LTD Basic	LTD Optional	
F	Assistant County Attorney	1956	1989	40	11349.25	LTD Basic	LTD Optional	
M	Assistant County Attorney	1969	2007	40	10129.62	LTD Basic	LTD Optional	
F	Assistant County Attorney	1981	2002	32	7421.78	LTD Basic	LTD Optional	
M	Assistant County Attorney	1982	2014	40	7930.27	LTD Basic	LTD Optional	
F	Assistant County Attorney	1967	1997	40	10636.24	LTD Basic	LTD Optional	
M	Assistant County Attorney	1956	1993	40	11126.77	LTD Basic	LTD Optional	
F	Assistant County Attorney	1963	1993	40	10636.25	LTD Basic	LTD Optional	
F	Assistant County Attorney	1976	2007	40	10126.95	LTD Basic	LTD Optional	
M	Assistant County Attorney	1957	1993	40	11682.98	LTD Basic	LTD Optional	
M	Assistant County Attorney	1960	2011	40	13300.66	LTD Basic	LTD Optional	
F	Assistant County Attorney	1959	1986	40	13300.66	LTD Basic	LTD Optional	
M	Assistant County Attorney	1986	2015	40	5842.14	LTD Basic		
F	Assistant County Attorney	1983	2012	40	5842.14	LTD Basic		
M	Assistant County Attorney	1983	2017	40	5409.26	LTD Basic		
F	Assistant County Attorney	1990	2017	40	5194.81	LTD Basic		
M	Assistant County Attorney	1981	2008	40	7009.50	LTD Basic		
M	Assistant County Attorney	1987	2014	40	6736.10	LTD Basic		
M	Assistant County Attorney	1981	2011	40	6736.10	LTD Basic		
M	Assistant County Attorney	1985	2013	40	6736.10	LTD Basic		
F	Assistant County Attorney	1978	2008	40	6736.10	LTD Basic		
M	Assistant County Attorney	1982	2016	40	6736.10	LTD Basic		
F	Assistant County Attorney	1967	2005	40	9644.44	LTD Basic		
M	Assistant County Attorney	1970	2011	40	9644.44	LTD Basic		
F	Assistant County Attorney	1971	2012	40	9644.44	LTD Basic		
F	Assistant County Attorney	1974	2000	40	10129.62	LTD Basic		

LONG TERM DISABILITY AND SHORT TERM DIABILITY CENSUS

APPENDIX I

Gender	Occupation	Birth Year	Hire Year	Eligible Hours	Monthly Salary	LTD Basic	LTD Optional	STDClass
F	Assistant County Attorney	1968	1998	40	10636.24	LTD Basic		
F	Assistant County Attorney	1972	2014	40	9644.44	LTD Basic		
F	Assistant County Attorney	1958	1987	40	11126.77	LTD Basic		
M	Assistant County Attorney	1952	2014	40	9644.44	LTD Basic		
M	Assistant County Attorney	1965	2011	40	10636.24	LTD Basic		
M	Assistant County Attorney	1972	2008	40	9644.44	LTD Basic		
M	Assistant County Attorney	1952	2000	40	10636.24	LTD Basic		
M	Assistant County Attorney	1984	2012	40	8249.25	LTD Basic		
F	Assistant County Attorney	1956	1988	40	11349.25	LTD Basic		
F	Assistant County Attorney	1954	1996	40	10636.24	LTD Basic		
M	Assistant County Attorney	1971	1996	40	11168.33	LTD Basic		
M	Assistant County Attorney	1967	2007	40	11168.33	LTD Basic		
M	Assistant County Attorney	1979	2015	40	7930.27	LTD Basic		
F	Assistant Probation Officer	1992	2016	40	3358.65	LTD Basic	LTD Optional	STD 30
F	Assistant Probation Officer	1979	2011	40	3729.91	LTD Basic	LTD Optional	STD 30
M	Assistant Probation Officer	1980	2017	40	3236.69	LTD Basic	LTD Optional	STD 30
F	Assistant Probation Officer	1991	2017	40	3236.69	LTD Basic	LTD Optional	STD 30
F	Assistant Probation Officer	1982	2014	20	1679.33	LTD Basic	LTD Optional	STD 30
F	Assistant Probation Officer	1954	1995	40	4768.61	LTD Basic	LTD Optional	STD 30
F	Assistant Probation Officer	1978	2003	20	2275.07	LTD Basic	LTD Optional	STD 30
F	Assistant Probation Officer	1963	1987	40	5082.23	LTD Basic	LTD Optional	STD 30
M	Assistant Probation Officer	1965	2002	40	4550.15	LTD Basic	LTD Optional	STD 30
F	Assistant Probation Officer	1970	1994	40	4983.06	LTD Basic	LTD Optional	STD 30
M	Assistant Probation Officer	1953	1999	40	4768.61	LTD Basic	LTD Optional	STD 30
M	Assistant Probation Officer	1959	1996	40	4983.06	LTD Basic	LTD Optional	STD 30
M	Assistant Probation Officer	1964	1999	40	4768.61	LTD Basic	LTD Optional	STD 30
M	Assistant Probation Officer	1966	2001	40	4768.61	LTD Basic	LTD Optional	STD 30
M	Assistant Probation Officer	1972	2005	40	4550.15	LTD Basic	LTD Optional	STD 30
F	Assistant Probation Officer	1977	2001	40	6986.74	LTD Basic	LTD Optional	STD 30
M	Assistant Probation Officer	1969	2017	40	3465.89	LTD Basic		STD 30
M	Assistant Probation Officer	1972	2017	40	3236.69	LTD Basic		STD 30
M	Assistant Probation Officer	1961	1996	40	4768.61	LTD Basic		STD 30
M	Assistant Probation Officer	1963	1998	40	4768.61	LTD Basic		STD 30
F	Assistant Probation Officer	1989	2012	40	3406.90	LTD Basic		STD 30
M	Assistant Probation Officer	1976	2012	40	4177.55	LTD Basic		STD 30
F	Assistant Probation Officer	1962	1981	40	4047.55	LTD Basic		STD 30
M	Assistant Probation Officer	1994	2017	40	3134.84	LTD Basic	LTD Optional	STD 60
M	Assistant Probation Officer	1989	2016	40	3358.65	LTD Basic	LTD Optional	STD 60
F	Assistant Probation Officer	1976	2013	40	4022.08	LTD Basic	LTD Optional	STD 60
F	Assistant Probation Officer	1991	2016	40	3358.65	LTD Basic	LTD Optional	STD 90
M	Assistant Probation Officer	1987	2015	40	3358.65	LTD Basic	LTD Optional	STD 90
F	Assistant Probation Officer	1993	2016	40	3358.65	LTD Basic	LTD Optional	STD 90
M	Assistant Probation Officer	1990	2017	40	3236.69	LTD Basic	LTD Optional	STD 90
F	Assistant Probation Officer	1991	2015	40	3236.69	LTD Basic	LTD Optional	STD 90
F	Assistant Probation Officer	1965	2017	40	3236.69	LTD Basic	LTD Optional	STD 90

LONG TERM DISABILITY AND SHORT TERM DIABILITY CENSUS

APPENDIX I

Gender	Occupation	Birth Year	Hire Year	Eligible Hours	Monthly Salary	LTD Basic	LTD Optional	STDClass
M	Assistant Probation Officer	1962	2009	40	4341.07	LTD Basic	LTD Optional	STD 90
M	Assistant Probation Officer	1983	2006	40	4550.15	LTD Basic	LTD Optional	STD 90
M	Assistant Probation Officer	1978	2013	40	3870.64	LTD Basic	LTD Optional	STD 90
F	Assistant Probation Officer	1979	2014	40	3358.65	LTD Basic		STD 90
M	Assistant Probation Officer	1970	2000	40	4768.61	LTD Basic		STD 90
F	Assistant Probation Officer	1992	2016	40	3358.65	LTD Basic	LTD Optional	
M	Assistant Probation Officer	1955	1992	40	4983.06	LTD Basic	LTD Optional	
F	Assistant Probation Officer	1993	2016	40	3236.69	LTD Basic		
M	Assistant Probation Officer	1982	2017	40	3134.84	LTD Basic		
F	Assistant Probation Officer	1977	2016	40	3236.69	LTD Basic		
M	Assistant Probation Officer	1978	2017	40	3236.69	LTD Basic		
M	Assistant Probation Officer	1993	2016	40	3236.69	LTD Basic		
F	Assistant Probation Officer	1991	2015	40	3358.65	LTD Basic		
M	Assistant Probation Officer	1988	2016	40	3358.65	LTD Basic		
M	Assistant Probation Officer	1990	2015	40	3358.65	LTD Basic		
F	Assistant Probation Officer	1987	2017	40	3236.69	LTD Basic		
M	Assistant Probation Officer	1993	2017	20	1567.42	LTD Basic		
F	Assistant Probation Officer	1994	2016	40	3236.69	LTD Basic		
M	Assistant Probation Officer	1988	2016	40	3358.65	LTD Basic		
M	Assistant Probation Officer	1989	2012	40	3358.65	LTD Basic		
F	Assistant Probation Officer	1991	2014	40	3870.64	LTD Basic		
M	Assistant Probation Officer	1958	1991	40	5082.23	LTD Basic		
M	Assistant Probation Officer	1963	1996	40	4768.61	LTD Basic		
M	Assistant Probation Officer	1961	1998	40	4768.61	LTD Basic		
M	Assistant Probation Officer	1983	2009	40	4341.07	LTD Basic		
F	Assistant Probation Officer	1981	2012	40	3870.64	LTD Basic		
M	Assistant Probation Officer	1974	2002	40	4550.15	LTD Basic		
F	Assistant Probation Officer	1964	1992	40	4768.61	LTD Basic		
M	Assistant Probation Officer	1986	2015	40	3729.91	LTD Basic		
F	Assistant Probation Officer	1957	1979	40	5082.23	LTD Basic		
F	Assistant Probation Officer	1973	2013	20	1679.33	LTD Basic		
F	Assistant Probation Officer	1958	1979	40	5082.23	LTD Basic		
F	Asst Public Defender	1960	1997	40	9760.10	LTD Basic	LTD Optional	STD 30
F	Asst Public Defender	1966	1997	40	9760.10	LTD Basic	LTD Optional	STD 30
F	Asst Public Defender	1956	1988	20	4880.05	LTD Basic	LTD Optional	STD 30
F	Asst Public Defender	1952	1980	20	5105.66	LTD Basic	LTD Optional	STD 30
M	Asst Public Defender	1950	1997	20	4880.05	LTD Basic	LTD Optional	STD 30
M	Asst Public Defender	1957	1995	30	6970.52	LTD Basic	LTD Optional	STD 30
M	Asst Public Defender	1959	1997	40	10211.33	LTD Basic	LTD Optional	STD 60
M	Asst Public Defender	1963	1992	40	10211.33	LTD Basic	LTD Optional	STD 90
F	Asst Public Defender	1962	1990	40	11343.56	LTD Basic	LTD Optional	STD 90
F	Asst Public Defender	1958	1995	40	10851.15	LTD Basic		STD 90
M	Asst Public Defender	1956	1993	40	11343.56	LTD Basic	LTD Optional	
M	Asst Public Defender	1954	1995	40	10211.33	LTD Basic	LTD Optional	
M	Asst Public Defender	1955	1995	20	4647.02	LTD Basic	LTD Optional	

LONG TERM DISABILITY AND SHORT TERM DIABILITY CENSUS

APPENDIX I

Gender	Occupation	Birth Year	Hire Year	Eligible Hours	Monthly Salary	LTD Basic	LTD Optional	STDClass
F	Asst Public Defender	1966	1995	20	4647.02	LTD Basic		
F	Asst Public Defender	1966	1996	20	4425.12	LTD Basic		
M	Asst Public Defender	1954	1980	30	7658.50	LTD Basic		
F	Asst Public Defender	1960	1998	40	11053.76	LTD Basic		
M	Behavior Analyst	1957	2010	40	4517.97	LTD Basic	LTD Optional	STD 30
F	Behavior Analyst	1988	2017	35	3390.33	LTD Basic	LTD Optional	STD 30
F	Behavior Analyst	1969	2015	35	3664.74	LTD Basic	LTD Optional	STD 90
F	Behavior Analyst	1991	2017	35	3390.33	LTD Basic	LTD Optional	STD 90
M	Behavior Analyst	1976	2017	40	3874.66	LTD Basic		
M	Behavior Analyst	1989	2008	32	3350.62	LTD Basic		
F	Budget and Acctng Analyst	1974	2016	40	6705.27	LTD Basic	LTD Optional	STD 30
F	Budget and Acctng Analyst	1971	2012	40	5610.30	LTD Basic	LTD Optional	STD 30
M	Budget and Acctng Analyst	1978	2015	40	5193.46	LTD Basic	LTD Optional	STD 90
F	Budget and Acctng Analyst	1966	2009	40	5610.30	LTD Basic		STD 90
M	Budget and Acctng Analyst	1979	2015	40	4985.73	LTD Basic		STD 90
F	Budget and Acctng Analyst	1955	1999	40	6705.27	LTD Basic	LTD Optional	
F	Building Info Officer	1958	1996	40	4296.84	LTD Basic	LTD Optional	STD 60
M	Building Info Officer	1966	1988	40	4296.84	LTD Basic		
M	Building Maint Mechanic	1961	2016	40	3928.37	LTD Basic	LTD Optional	STD 30
M	Building Maint Mechanic	1965	2017	40	3928.37	LTD Basic	LTD Optional	STD 30
M	Building Maint Mechanic	1980	2004	40	5610.30	LTD Basic	LTD Optional	STD 30
M	Building Maint Mechanic	1962	2010	40	4646.21	LTD Basic	LTD Optional	STD 30
M	Building Maint Mechanic	1964	2015	40	4351.18	LTD Basic	LTD Optional	STD 30
M	Building Maint Mechanic	1966	2014	40	4497.53	LTD Basic	LTD Optional	STD 60
M	Building Maint Mechanic	1991	2009	40	3928.37	LTD Basic	LTD Optional	STD 90
M	Building Maint Mechanic	1983	2010	40	5610.30	LTD Basic	LTD Optional	STD 90
M	Building Maint Mechanic	1985	2015	40	3928.37	LTD Basic	LTD Optional	
M	Building Maint Mechanic	1964	1990	40	5036.49	LTD Basic	LTD Optional	
M	Building Maint Mechanic	1958	2004	40	4792.57	LTD Basic	LTD Optional	
M	Building Maint Mechanic	1955	2007	40	4792.57	LTD Basic	LTD Optional	
M	Building Maint Mechanic	1959	2016	40	3928.37	LTD Basic		
M	Building Maint Mechanic	1992	2017	40	3795.95	LTD Basic		
M	Building Maint Mechanic	1963	2015	40	4351.18	LTD Basic		
M	Building Maint Mechanic	1991	2015	40	4351.18	LTD Basic		
M	Building Maint Mechanic	1949	2005	40	4936.60	LTD Basic		
M	Building Maint Mechanic	1969	2005	40	4792.57	LTD Basic		
M	Building Maint Mechanic	1960	2013	40	4497.53	LTD Basic		
M	Building Services Manager	1960	2017	40	6679.81	LTD Basic	LTD Optional	STD 30
M	Building Services Manager	1956	2016	40	7230.66	LTD Basic	LTD Optional	STD 30
M	Building Services Manager	1963	2017	40	6942.51	LTD Basic		STD 30
M	Building Services Manager	1958	1995	40	6813.83	LTD Basic	LTD Optional	
M	Building Services Manager	1980	2001	40	6549.81	LTD Basic	LTD Optional	
M	Building Services Manager	1957	1997	40	5277.91	LTD Basic	LTD Optional	
F	Building Services Manager	1990	2016	40	2600.00	LTD Basic		
M	Building Services Manager	1963	1992	40	6295.15	LTD Basic		

LONG TERM DISABILITY AND SHORT TERM DIABILITY CENSUS

APPENDIX I

Gender	Occupation	Birth Year	Hire Year	Eligible Hours	Monthly Salary	LTD Basic	LTD Optional	STDClass
M	Building Services Manager	1960	2004	40	7810.98	LTD Basic		
F	Building Services Manager	1954	2004	40	8008.00	LTD Basic		
F	Buyer	1978	2002	40	5193.46	LTD Basic	LTD Optional	
F	Buyer	1977	2009	40	4595.10	LTD Basic		
F	Case Aide	1977	2006	40	3804.97	LTD Basic	LTD Optional	STD 30
F	Case Aide	1955	2014	40	3432.39	LTD Basic	LTD Optional	STD 30
F	Case Aide	1986	2015	40	3432.39	LTD Basic	LTD Optional	STD 30
F	Case Aide	1956	2009	30	2853.73	LTD Basic	LTD Optional	STD 30
F	Case Aide	1959	2001	40	4887.88	LTD Basic	LTD Optional	STD 30
F	Case Aide	1953	2002	40	4496.53	LTD Basic	LTD Optional	STD 30
F	Case Aide	1974	1999	40	4422.82	LTD Basic	LTD Optional	STD 30
F	Case Aide	1967	2006	40	4282.09	LTD Basic	LTD Optional	STD 30
F	Case Aide	1978	2015	40	4282.09	LTD Basic	LTD Optional	STD 30
F	Case Aide	1952	2002	40	4791.40	LTD Basic	LTD Optional	STD 30
F	Case Aide	1965	2001	40	4496.53	LTD Basic	LTD Optional	STD 30
F	Case Aide	1959	2017	40	3516.81	LTD Basic	LTD Optional	STD 30
F	Case Aide	1955	2010	40	4081.07	LTD Basic	LTD Optional	STD 30
F	Case Aide	1989	2012	40	4081.07	LTD Basic	LTD Optional	STD 30
F	Case Aide	1972	2005	40	5422.66	LTD Basic	LTD Optional	STD 30
M	Case Aide	1970	1996	40	5086.25	LTD Basic	LTD Optional	STD 30
F	Case Aide	1962	1995	40	6808.46	LTD Basic	LTD Optional	STD 30
F	Case Aide	1969	2015	40	4279.41	LTD Basic	LTD Optional	STD 30
F	Case Aide	1975	2012	40	4279.41	LTD Basic	LTD Optional	STD 30
F	Case Aide	1961	2002	40	5422.66	LTD Basic	LTD Optional	STD 30
F	Case Aide	1961	1986	40	5532.54	LTD Basic	LTD Optional	STD 30
F	Case Aide	1980	2004	40	4862.42	LTD Basic	LTD Optional	STD 30
F	Case Aide	1969	2008	20	2312.60	LTD Basic	LTD Optional	STD 30
F	Case Aide	1974	2017	40	4081.07	LTD Basic		STD 30
F	Case Aide	1975	2006	40	4625.21	LTD Basic		STD 30
F	Case Aide	1983	2013	40	4446.96	LTD Basic		STD 30
M	Case Aide	1958	1992	40	5086.25	LTD Basic	LTD Optional	STD 60
F	Case Aide	1971	2001	40	5086.25	LTD Basic	LTD Optional	STD 60
F	Case Aide	1952	2006	40	4625.21	LTD Basic	LTD Optional	STD 60
M	Case Aide	1984	2012	40	3786.20	LTD Basic		STD 60
F	Case Aide	1961	1981	40	5532.54	LTD Basic		STD 60
F	Case Aide	1962	2004	40	5086.25	LTD Basic		STD 60
F	Case Aide	1971	2004	40	6852.70	LTD Basic		STD 60
M	Case Aide	1968	2002	40	5086.25	LTD Basic	LTD Optional	STD 90
F	Case Aide	1957	2010	40	4625.21	LTD Basic	LTD Optional	STD 90
F	Case Aide	1955	1998	40	5422.66	LTD Basic	LTD Optional	STD 90
F	Case Aide	1979	2002	40	4496.53	LTD Basic	LTD Optional	
F	Case Aide	1956	1985	40	5532.54	LTD Basic	LTD Optional	
F	Case Aide	1977	2001	40	4862.42	LTD Basic	LTD Optional	
F	Case Aide	1965	1998	40	4625.21	LTD Basic	LTD Optional	
F	Case Aide	1978	2004	40	4862.42	LTD Basic	LTD Optional	

LONG TERM DISABILITY AND SHORT TERM DIABILITY CENSUS

APPENDIX I

Gender	Occupation	Birth Year	Hire Year	Eligible Hours	Monthly Salary	LTD Basic	LTD Optional	STDClass
F	Case Aide	1980	2015	40	3432.39	LTD Basic		
M	Case Aide	1979	2015	40	3558.37	LTD Basic		
F	Case Aide	1990	2016	40	3432.39	LTD Basic		
F	Case Aide	1986	2014	40	3925.58	LTD Basic		
F	Case Aide	1973	2002	40	4282.09	LTD Basic		
F	Case Aide	1963	1988	40	4887.88	LTD Basic		
F	Case Aide	1993	2017	40	3516.81	LTD Basic		
F	Case Aide	1977	2003	40	4496.53	LTD Basic		
F	Case Aide	1957	1999	40	4496.53	LTD Basic		
F	Case Aide	1979	2007	40	4862.42	LTD Basic		
F	Case Aide	1967	1991	40	5422.66	LTD Basic		
F	Chemical Dependency Counselor	1964	2012	32	3416.02	LTD Basic	LTD Optional	STD 30
M	Chemical Dependency Counselor	1984	2015	40	3951.04	LTD Basic	LTD Optional	STD 30
M	Chemical Dependency Counselor	1963	2011	40	4484.48	LTD Basic	LTD Optional	STD 30
F	Chemical Dependency Counselor	1958	2013	40	4114.57	LTD Basic		STD 30
F	Chemical Dependency Counselor	1966	2012	40	4270.03	LTD Basic		STD 30
F	Chemical Dependency Counselor	1953	2012	40	4270.03	LTD Basic		STD 30
F	Chemical Dependency Counselor	1956	2012	40	4270.03	LTD Basic		
M	Chemical Dependency Counselor	1955	1990	40	5001.81	LTD Basic		
M	Chief Correctional Officer	1973	2000	40	7143.55	LTD Basic	LTD Optional	STD 30
M	Chief Correctional Officer	1956	1998	40	8006.65	LTD Basic		STD 60
M	Chief Correctional Officer	1961	1992	40	8006.65	LTD Basic	LTD Optional	
M	Chief Correctional Officer	1964	2001	40	7508.09	LTD Basic	LTD Optional	
M	Chief Correctional Officer	1972	1998	40	7851.19	LTD Basic		
M	Chief Correctional Officer	1965	2000	40	7508.09	LTD Basic		
M	Chief Correctional Officer	1971	2001	40	7508.09	LTD Basic		
F	Chief Correctional Officer	1966	1997	40	7508.09	LTD Basic		
F	Child Protection Worker	1960	2017	40	4899.96	LTD Basic	LTD Optional	STD 30
F	Child Protection Worker	1990	2017	40	5504.41	LTD Basic	LTD Optional	STD 30
F	Child Protection Worker	1973	2017	40	5722.88	LTD Basic	LTD Optional	STD 30
F	Child Protection Worker	1990	2017	40	4899.96	LTD Basic	LTD Optional	STD 30
F	Child Protection Worker	1982	2017	40	5504.41	LTD Basic	LTD Optional	STD 30
M	Child Protection Worker	1963	2004	40	5280.58	LTD Basic	LTD Optional	STD 30
M	Child Protection Worker	1966	2006	40	5946.68	LTD Basic		STD 30
F	Child Protection Worker	1964	2017	40	5280.58	LTD Basic		STD 30
F	Child Protection Worker	1979	2015	40	4720.36	LTD Basic		STD 30
F	Child Protection Worker	1984	2015	40	5946.68	LTD Basic		STD 30
F	Child Protection Worker	1958	2017	40	5946.68	LTD Basic	LTD Optional	STD 60
F	Child Protection Worker	1958	2017	40	5504.41	LTD Basic		STD 60
F	Child Protection Worker	1981	2017	40	5094.29	LTD Basic	LTD Optional	STD 90
M	Child Protection Worker	1958	2017	40	5504.41	LTD Basic		STD 90
F	Child Protection Worker	1975	2017	40	5280.58	LTD Basic		STD 90
F	Child Protection Worker	1978	2017	40	5504.41	LTD Basic		
M	Child Protection Worker	1971	2017	40	5946.68	LTD Basic		
F	Child Protection Worker	1988	2017	40	5094.29	LTD Basic		

LONG TERM DISABILITY AND SHORT TERM DIABILITY CENSUS

APPENDIX I

Gender	Occupation	Birth Year	Hire Year	Eligible Hours	Monthly Salary	LTD Basic	LTD Optional	STDClass
F	Child Protection Worker	1983	2017	40	5504.41	LTD Basic		
F	Child Protection Worker	1992	2017	40	4720.36	LTD Basic		
M	Child Protection Worker	1981	2016	40	5946.68	LTD Basic		
M	Child Protection Worker	1989	2016	40	5094.29	LTD Basic		
F	Child Protection Worker	1991	2016	40	5094.29	LTD Basic		
F	Child Protection Worker	1988	2017	40	5094.29	LTD Basic		
F	Child Protection Worker	1965	2016	40	5946.68	LTD Basic		
M	Child Protection Worker	1975	2015	40	5722.88	LTD Basic		
M	Child Protection Worker	1963	2016	40	5946.68	LTD Basic		
F	Child Protection Worker	1972	2015	40	5946.68	LTD Basic		
F	Child Protection Worker	1966	2017	40	5504.41	LTD Basic		
F	Child Protection Worker	1980	2017	40	5094.29	LTD Basic		
F	Child Protection Worker	1975	2016	40	5722.88	LTD Basic		
F	Child Protection Worker	1982	2017	40	5504.41	LTD Basic		
M	Child Support Assistant	1972	2012	40	3869.29	LTD Basic	LTD Optional	STD 30
F	Child Support Assistant	1969	2000	40	4255.30	LTD Basic	LTD Optional	STD 30
F	Child Support Assistant	1983	2001	40	4255.30	LTD Basic	LTD Optional	STD 30
F	Child Support Assistant	1989	2015	40	3586.50	LTD Basic	LTD Optional	STD 30
F	Child Support Assistant	1974	2000	40	4453.65	LTD Basic	LTD Optional	STD 30
F	Child Support Assistant	1951	1990	40	4543.44	LTD Basic		STD 30
F	Child Support Assistant	1973	1999	40	4255.30	LTD Basic		STD 30
F	Child Support Assistant	1952	1989	40	4543.44	LTD Basic	LTD Optional	STD 60
F	Child Support Assistant	1975	2000	40	4255.30	LTD Basic		STD 60
F	Child Support Assistant	1962	2017	40	3333.19	LTD Basic	LTD Optional	STD 90
F	Child Support Assistant	1953	1999	40	4543.44	LTD Basic	LTD Optional	
F	Child Support Assistant	1962	2000	40	4255.30	LTD Basic		
M	Child Support Assistant	1992	2017	40	3224.63	LTD Basic		
F	Child Support Supervisor	1968	1998	40	6415.79	LTD Basic	LTD Optional	STD 30
F	Child Support Supervisor	1969	1997	40	6951.89	LTD Basic	LTD Optional	STD 30
M	Child Support Supervisor	1958	2000	40	7659.53	LTD Basic	LTD Optional	STD 60
F	Child Support Supervisor	1973	2011	40	6951.89	LTD Basic	LTD Optional	STD 60
F	Child Support Supervisor	1965	1996	40	7659.53	LTD Basic		STD 60
F	Child Support Supervisor	1969	2005	40	6682.48	LTD Basic		STD 60
M	Child Support Supervisor	1964	1996	40	6951.89	LTD Basic	LTD Optional	
F	Child Support Supervisor	1980	2005	40	6187.94	LTD Basic	LTD Optional	
F	Clerical	1957	2013	40	4374.57	LTD Basic	LTD Optional	STD 30
F	Clerical	1965	2005	40	4587.67	LTD Basic	LTD Optional	STD 30
F	Clerical	1952	2000	40	5398.52	LTD Basic	LTD Optional	STD 30
F	Clerical	1980	2006	40	4374.57	LTD Basic	LTD Optional	STD 30
F	Clerical	1989	2007	40	4374.57	LTD Basic	LTD Optional	STD 30
F	Clerical	1953	2013	40	5755.03	LTD Basic	LTD Optional	STD 30
F	Clerical	1964	1984	40	5642.45	LTD Basic	LTD Optional	STD 30
F	Clerical	1955	2013	40	4018.07	LTD Basic	LTD Optional	STD 30
F	Clerical	1975	1998	40	4587.67	LTD Basic	LTD Optional	STD 30
F	Clerical	1971	1998	40	5642.45	LTD Basic	LTD Optional	STD 30

LONG TERM DISABILITY AND SHORT TERM DIABILITY CENSUS

APPENDIX I

Gender	Occupation	Birth Year	Hire Year	Eligible Hours	Monthly Salary	LTD Basic	LTD Optional	STDClass
M	Clerical	1989	2016	40	2722.05	LTD Basic	LTD Optional	STD 30
F	Clerical	1956	1999	40	4010.03	LTD Basic	LTD Optional	STD 30
F	Clerical	1963	2008	40	3641.47	LTD Basic	LTD Optional	STD 30
F	Clerical	1956	1998	40	4010.03	LTD Basic	LTD Optional	STD 30
F	Clerical	1955	1987	40	4358.49	LTD Basic	LTD Optional	STD 30
F	Clerical	1972	2001	32	3062.21	LTD Basic	LTD Optional	STD 30
F	Clerical	1956	1994	40	4272.72	LTD Basic	LTD Optional	STD 30
F	Clerical	1968	1994	40	4272.72	LTD Basic	LTD Optional	STD 30
F	Clerical	1956	2002	40	3827.76	LTD Basic	LTD Optional	STD 30
M	Clerical	1964	1994	36	3609.02	LTD Basic	LTD Optional	STD 30
F	Clerical	1958	2002	40	4010.03	LTD Basic	LTD Optional	STD 30
F	Clerical	1968	2002	32	2913.17	LTD Basic	LTD Optional	STD 30
F	Clerical	1960	2005	40	3641.47	LTD Basic	LTD Optional	STD 30
F	Clerical	1956	1995	40	4272.72	LTD Basic	LTD Optional	STD 30
F	Clerical	1959	2012	40	3641.47	LTD Basic	LTD Optional	STD 30
F	Clerical	1981	2004	40	3827.76	LTD Basic	LTD Optional	STD 30
F	Clerical	1959	2014	40	3641.47	LTD Basic	LTD Optional	STD 30
F	Clerical	1967	1991	32	3418.18	LTD Basic	LTD Optional	STD 30
F	Clerical	1984	2010	40	3641.47	LTD Basic	LTD Optional	STD 30
F	Clerical	1955	2012	40	3641.47	LTD Basic	LTD Optional	STD 30
F	Clerical	1969	2015	40	3286.29	LTD Basic	LTD Optional	STD 30
F	Clerical	1952	2008	40	3641.47	LTD Basic	LTD Optional	STD 30
F	Clerical	1979	2016	40	3180.40	LTD Basic	LTD Optional	STD 30
F	Clerical	1968	1999	40	3516.81	LTD Basic	LTD Optional	STD 30
M	Clerical	1997	2015	40	3180.40	LTD Basic	LTD Optional	STD 30
F	Clerical	1965	2017	40	3286.29	LTD Basic	LTD Optional	STD 30
F	Clerical	1963	2007	20	1820.73	LTD Basic	LTD Optional	STD 30
F	Clerical	1967	2006	40	3827.76	LTD Basic	LTD Optional	STD 30
F	Clerical	1957	1998	40	4010.03	LTD Basic	LTD Optional	STD 30
F	Clerical	1988	2014	40	3286.29	LTD Basic	LTD Optional	STD 30
M	Clerical	1959	1991	40	4272.72	LTD Basic	LTD Optional	STD 30
F	Clerical	1954	1989	40	4358.49	LTD Basic	LTD Optional	STD 30
F	Clerical	1952	1985	40	4887.88	LTD Basic	LTD Optional	STD 30
M	Clerical	1963	2000	40	4010.03	LTD Basic	LTD Optional	STD 30
F	Clerical	1965	2014	40	3641.47	LTD Basic	LTD Optional	STD 30
F	Clerical	1970	2006	40	3827.76	LTD Basic	LTD Optional	STD 30
F	Clerical	1970	2008	40	3827.76	LTD Basic	LTD Optional	STD 30
F	Clerical	1980	2012	40	3641.47	LTD Basic	LTD Optional	STD 30
F	Clerical	1962	2016	40	3286.29	LTD Basic	LTD Optional	STD 30
M	Clerical	1959	1992	40	4358.49	LTD Basic	LTD Optional	STD 30
F	Clerical	1985	2017	40	3516.81	LTD Basic	LTD Optional	STD 30
F	Clerical	1968	2005	40	4188.28	LTD Basic	LTD Optional	STD 30
F	Clerical	1968	2011	40	3804.97	LTD Basic	LTD Optional	STD 30
F	Clerical	1967	2016	40	3586.50	LTD Basic	LTD Optional	STD 30
F	Clerical	1990	2016	40	3449.81	LTD Basic	LTD Optional	STD 30

LONG TERM DISABILITY AND SHORT TERM DIABILITY CENSUS

APPENDIX I

Gender	Occupation	Birth Year	Hire Year	Eligible Hours	Monthly Salary	LTD Basic	LTD Optional	STDClass
F	Clerical	1971	2016	40	3449.81	LTD Basic	LTD Optional	STD 30
M	Clerical	1955	1998	40	4964.29	LTD Basic	LTD Optional	STD 30
F	Clerical	1988	2015	40	3586.50	LTD Basic	LTD Optional	STD 30
F	Clerical	1973	1998	40	4446.96	LTD Basic	LTD Optional	STD 30
F	Clerical	1977	2005	40	4237.88	LTD Basic	LTD Optional	STD 30
F	Clerical	1982	2008	40	4176.22	LTD Basic	LTD Optional	STD 30
F	Clerical	1957	2008	40	4800.77	LTD Basic	LTD Optional	STD 30
F	Clerical	1986	2009	40	4176.22	LTD Basic	LTD Optional	STD 30
M	Clerical	1979	2010	40	4176.22	LTD Basic	LTD Optional	STD 30
F	Clerical	1977	2012	40	5280.58	LTD Basic	LTD Optional	STD 30
F	Clerical	1969	1999	40	4776.65	LTD Basic	LTD Optional	STD 30
F	Clerical	1981	2012	40	3724.54	LTD Basic	LTD Optional	STD 30
F	Clerical	1971	2004	40	4729.75	LTD Basic	LTD Optional	STD 30
F	Clerical	1954	1998	40	4847.69	LTD Basic	LTD Optional	STD 30
F	Clerical	1972	2006	40	4018.07	LTD Basic	LTD Optional	STD 30
F	Clerical	1963	2001	40	4847.69	LTD Basic	LTD Optional	STD 30
F	Clerical	1952	2001	40	5068.83	LTD Basic	LTD Optional	STD 30
M	Clerical	1965	2001	40	4847.69	LTD Basic	LTD Optional	STD 30
F	Clerical	1960	1990	40	5170.67	LTD Basic	LTD Optional	STD 30
F	Clerical	1963	2005	40	4220.45	LTD Basic	LTD Optional	STD 30
F	Clerical	1968	1994	40	5107.69	LTD Basic	LTD Optional	STD 30
M	Clerical	1981	2013	40	3586.50	LTD Basic	LTD Optional	STD 30
F	Clerical	1985	2014	40	3724.54	LTD Basic	LTD Optional	STD 30
M	Clerical	1953	1990	40	5170.67	LTD Basic	LTD Optional	STD 30
F	Clerical	1958	1996	40	3926.93	LTD Basic		STD 30
F	Clerical	1968	2011	40	3183.09	LTD Basic		STD 30
F	Clerical	1974	2016	40	3176.38	LTD Basic		STD 30
F	Clerical	1966	1999	40	4587.67	LTD Basic		STD 30
F	Clerical	1969	2010	20	2400.38	LTD Basic		STD 30
F	Clerical	1969	2016	40	4374.57	LTD Basic		STD 30
F	Clerical	1977	2007	40	2911.01	LTD Basic		STD 30
F	Clerical	1983	2006	40	3827.76	LTD Basic		STD 30
F	Clerical	1970	1991	40	4272.72	LTD Basic		STD 30
F	Clerical	1964	1998	40	4010.03	LTD Basic		STD 30
F	Clerical	1954	2007	40	3641.47	LTD Basic		STD 30
M	Clerical	1954	2013	40	3641.47	LTD Basic		STD 30
F	Clerical	1966	2015	40	3286.29	LTD Basic		STD 30
F	Clerical	1985	2015	40	3406.90	LTD Basic		STD 30
F	Clerical	1962	2001	40	4010.03	LTD Basic		STD 30
M	Clerical	1975	2017	40	2984.73	LTD Basic		STD 30
F	Clerical	1972	2000	40	4272.72	LTD Basic		STD 30
F	Clerical	1968	2002	40	3641.47	LTD Basic		STD 30
F	Clerical	1962	1992	40	4010.03	LTD Basic		STD 30
F	Clerical	1953	2002	40	4010.03	LTD Basic		STD 30
F	Clerical	1987	2005	40	3641.47	LTD Basic		STD 30

LONG TERM DISABILITY AND SHORT TERM DIABILITY CENSUS

APPENDIX I

Gender	Occupation	Birth Year	Hire Year	Eligible Hours	Monthly Salary	LTD Basic	LTD Optional	STDClass
F	Clerical	1981	2000	40	3827.76	LTD Basic		STD 30
F	Clerical	1959	1998	40	4010.03	LTD Basic		STD 30
F	Clerical	1986	2007	40	3286.29	LTD Basic		STD 30
F	Clerical	1972	1999	40	4446.96	LTD Basic		STD 30
M	Clerical	1976	2007	40	5280.58	LTD Basic		STD 30
F	Clerical	1964	1995	40	4993.77	LTD Basic		STD 30
F	Clerical	1962	2014	40	3724.54	LTD Basic		STD 30
F	Clerical	1965	1987	40	5170.67	LTD Basic		STD 30
F	Clerical	1958	1994	40	5147.91	LTD Basic		STD 30
F	Clerical	1962	2010	40	4678.80	LTD Basic		STD 30
F	Clerical	1961	1986	40	5398.52	LTD Basic	LTD Optional	STD 60
F	Clerical	1993	2017	40	2582.67	LTD Basic	LTD Optional	STD 60
F	Clerical	1960	1998	40	4010.03	LTD Basic	LTD Optional	STD 60
F	Clerical	1965	2002	40	3695.06	LTD Basic	LTD Optional	STD 60
F	Clerical	1961	1979	40	4358.49	LTD Basic	LTD Optional	STD 60
F	Clerical	1951	1993	40	4272.72	LTD Basic	LTD Optional	STD 60
F	Clerical	1962	2008	40	3827.76	LTD Basic	LTD Optional	STD 60
F	Clerical	1959	2002	40	4010.03	LTD Basic	LTD Optional	STD 60
F	Clerical	1967	1990	32	3062.21	LTD Basic	LTD Optional	STD 60
F	Clerical	1979	2011	40	6214.75	LTD Basic	LTD Optional	STD 60
F	Clerical	1950	2008	40	4018.07	LTD Basic	LTD Optional	STD 60
M	Clerical	1961	1987	40	4811.50	LTD Basic		STD 60
F	Clerical	1964	2015	40	3641.47	LTD Basic		STD 60
F	Clerical	1976	2000	40	4446.96	LTD Basic		STD 60
F	Clerical	1954	2001	40	4847.69	LTD Basic		STD 60
F	Clerical	1959	1980	40	5292.64	LTD Basic	LTD Optional	STD 90
F	Clerical	1967	1990	40	5755.03	LTD Basic	LTD Optional	STD 90
F	Clerical	1961	1999	40	4374.57	LTD Basic	LTD Optional	STD 90
F	Clerical	1980	2013	40	5642.45	LTD Basic	LTD Optional	STD 90
F	Clerical	1996	2014	40	2646.99	LTD Basic	LTD Optional	STD 90
M	Clerical	1977	2010	40	3641.47	LTD Basic	LTD Optional	STD 90
F	Clerical	1993	2015	40	3180.40	LTD Basic	LTD Optional	STD 90
F	Clerical	1961	2016	40	3406.90	LTD Basic	LTD Optional	STD 90
F	Clerical	1966	2016	40	3180.40	LTD Basic	LTD Optional	STD 90
F	Clerical	1958	2001	40	4010.03	LTD Basic	LTD Optional	STD 90
F	Clerical	1981	2013	40	3516.81	LTD Basic	LTD Optional	STD 90
F	Clerical	1961	2002	40	4862.42	LTD Basic	LTD Optional	STD 90
F	Clerical	1982	2001	40	6415.79	LTD Basic	LTD Optional	STD 90
F	Clerical	1960	2001	40	4446.96	LTD Basic	LTD Optional	STD 90
F	Clerical	1962	2014	40	3869.29	LTD Basic	LTD Optional	STD 90
F	Clerical	1959	1990	40	5094.29	LTD Basic	LTD Optional	STD 90
F	Clerical	1965	1992	40	5094.29	LTD Basic	LTD Optional	STD 90
F	Clerical	1959	1982	40	5292.64	LTD Basic		STD 90
F	Clerical	1965	2016	40	2582.67	LTD Basic		STD 90
F	Clerical	1996	2017	40	2512.97	LTD Basic		STD 90

LONG TERM DISABILITY AND SHORT TERM DIABILITY CENSUS

APPENDIX I

Gender	Occupation	Birth Year	Hire Year	Eligible Hours	Monthly Salary	LTD Basic	LTD Optional	STDClass
F	Clerical	1957	2000	40	4010.03	LTD Basic		STD 90
F	Clerical	1960	2007	40	3827.76	LTD Basic		STD 90
F	Clerical	1960	1999	40	4010.03	LTD Basic		STD 90
M	Clerical	1985	2012	40	3406.90	LTD Basic		STD 90
M	Clerical	1979	2015	40	3286.29	LTD Basic		STD 90
F	Clerical	1983	2004	40	3827.76	LTD Basic		STD 90
F	Clerical	1966	2017	40	3082.57	LTD Basic		STD 90
F	Clerical	1978	2002	40	4001.99	LTD Basic		STD 90
F	Clerical	1965	2005	40	5280.58	LTD Basic		STD 90
F	Clerical	1988	2017	40	3449.81	LTD Basic		STD 90
F	Clerical	1986	2011	40	4035.49	LTD Basic		STD 90
F	Clerical	1974	2001	40	4446.96	LTD Basic		STD 90
F	Clerical	1957	2006	40	4176.22	LTD Basic		STD 90
F	Clerical	1975	1997	40	4776.65	LTD Basic		STD 90
F	Clerical	1985	2018	40	2249.00	LTD Basic	LTD Optional	STD 30
F	Clerical	1957	1978	40	5292.64	LTD Basic	LTD Optional	
F	Clerical	1963	1987	40	5398.52	LTD Basic	LTD Optional	
F	Clerical	1986	2016	40	4374.57	LTD Basic	LTD Optional	
F	Clerical	1983	2000	32	2431.75	LTD Basic	LTD Optional	
F	Clerical	1984	2017	40	2984.73	LTD Basic	LTD Optional	
F	Clerical	1954	1989	40	4272.72	LTD Basic	LTD Optional	
F	Clerical	1948	1998	40	4010.03	LTD Basic	LTD Optional	
F	Clerical	1954	2002	32	2913.17	LTD Basic	LTD Optional	
M	Clerical	1983	2000	40	3641.47	LTD Basic	LTD Optional	
F	Clerical	1954	1989	40	4358.49	LTD Basic	LTD Optional	
F	Clerical	1966	1998	40	4272.72	LTD Basic	LTD Optional	
F	Clerical	1963	2017	40	3827.76	LTD Basic	LTD Optional	
F	Clerical	1964	2001	40	4010.03	LTD Basic	LTD Optional	
F	Clerical	1965	2016	40	3641.47	LTD Basic	LTD Optional	
F	Clerical	1951	1999	40	4010.03	LTD Basic	LTD Optional	
F	Clerical	1991	2017	40	3286.29	LTD Basic	LTD Optional	
F	Clerical	1969	2017	40	3082.57	LTD Basic	LTD Optional	
M	Clerical	1965	2008	40	4237.88	LTD Basic	LTD Optional	
F	Clerical	1964	1991	40	4741.81	LTD Basic	LTD Optional	
F	Clerical	1963	1992	40	4890.58	LTD Basic	LTD Optional	
F	Clerical	1963	2008	40	4618.50	LTD Basic	LTD Optional	
F	Clerical	1960	2000	40	5289.97	LTD Basic	LTD Optional	
F	Clerical	1960	2005	40	4662.73	LTD Basic	LTD Optional	
F	Clerical	1961	2001	40	4847.69	LTD Basic	LTD Optional	
F	Clerical	1963	1996	40	5188.10	LTD Basic		
F	Clerical	1959	1998	40	4964.29	LTD Basic		
F	Clerical	1961	2017	32	2387.78	LTD Basic		
F	Clerical	1976	2017	40	2722.05	LTD Basic		
M	Clerical	1954	1998	40	3926.93	LTD Basic		
M	Clerical	1976	1996	40	5642.45	LTD Basic		

LONG TERM DISABILITY AND SHORT TERM DIABILITY CENSUS

APPENDIX I

Gender	Occupation	Birth Year	Hire Year	Eligible Hours	Monthly Salary	LTD Basic	LTD Optional	STDClass
F	Clerical	1966	1995	40	5398.52	LTD Basic		
F	Clerical	1962	1999	40	5398.52	LTD Basic		
F	Clerical	1979	2016	40	3764.75	LTD Basic		
M	Clerical	1987	2013	40	3764.75	LTD Basic		
F	Clerical	1968	2009	20	1291.33	LTD Basic		
F	Clerical	1972	2014	40	2671.11	LTD Basic		
F	Clerical	1987	2017	40	2444.60	LTD Basic		
F	Clerical	1990	2017	40	2512.97	LTD Basic		
F	Clerical	1989	2015	40	2444.60	LTD Basic		
F	Clerical	1963	2017	40	2582.67	LTD Basic		
F	Clerical	1994	2017	40	2444.60	LTD Basic		
F	Clerical	1959	2004	20	1591.55	LTD Basic		
F	Clerical	1973	2005	32	2546.48	LTD Basic		
M	Clerical	1985	2017	40	2886.90	LTD Basic		
M	Clerical	1988	2005	36	2864.79	LTD Basic		
F	Clerical	1979	2010	40	2886.90	LTD Basic		
F	Clerical	1955	1995	32	3208.02	LTD Basic		
F	Clerical	1966	2006	40	4272.72	LTD Basic		
F	Clerical	1965	2001	40	4010.03	LTD Basic		
F	Clerical	1955	2012	40	3641.47	LTD Basic		
F	Clerical	1959	2001	32	2913.17	LTD Basic		
M	Clerical	1978	2004	40	3827.76	LTD Basic		
F	Clerical	1952	1981	40	4358.49	LTD Basic		
F	Clerical	1953	1996	33	3157.90	LTD Basic		
F	Clerical	1952	2001	40	3827.76	LTD Basic		
F	Clerical	1979	1998	36	3609.02	LTD Basic		
F	Clerical	1956	1979	40	4358.49	LTD Basic		
F	Clerical	1964	2005	40	3827.76	LTD Basic		
F	Clerical	1952	1988	40	4811.50	LTD Basic		
F	Clerical	1960	2002	40	3827.76	LTD Basic		
F	Clerical	1966	1996	40	4010.03	LTD Basic		
F	Clerical	1965	2002	40	3827.76	LTD Basic		
F	Clerical	1954	1988	40	4887.88	LTD Basic		
F	Clerical	1960	1998	40	4010.03	LTD Basic		
F	Clerical	1988	2014	40	3286.29	LTD Basic		
F	Clerical	1956	1998	40	4010.03	LTD Basic		
F	Clerical	1955	1994	24	2296.65	LTD Basic		
M	Clerical	1971	1988	32	3062.21	LTD Basic		
F	Clerical	1946	1979	40	4358.49	LTD Basic		
F	Clerical	1964	1994	40	4272.72	LTD Basic		
F	Clerical	1949	2003	40	3827.76	LTD Basic		
F	Clerical	1972	1990	40	4010.03	LTD Basic		
F	Clerical	1962	2001	40	4358.49	LTD Basic		
M	Clerical	1994	2014	40	3180.40	LTD Basic		
F	Clerical	1963	2009	40	4272.72	LTD Basic		

LONG TERM DISABILITY AND SHORT TERM DIABILITY CENSUS

APPENDIX I

Gender	Occupation	Birth Year	Hire Year	Eligible Hours	Monthly Salary	LTD Basic	LTD Optional	STDClass
F	Clerical	1966	1999	40	4010.03	LTD Basic		
M	Clerical	1956	2017	40	3082.57	LTD Basic		
F	Clerical	1956	1978	40	4358.49	LTD Basic		
F	Clerical	1975	2016	20	1590.20	LTD Basic		
M	Clerical	1975	1995	40	4543.44	LTD Basic		
F	Clerical	1956	1994	32	2913.17	LTD Basic		
F	Clerical	1984	2008	40	3641.47	LTD Basic		
F	Clerical	1965	2000	40	4272.72	LTD Basic		
F	Clerical	1983	2010	40	3641.47	LTD Basic		
F	Clerical	1958	2013	40	3406.90	LTD Basic		
F	Clerical	1962	2012	32	2913.17	LTD Basic		
F	Clerical	1968	1997	40	4010.03	LTD Basic		
F	Clerical	1984	2017	40	4010.03	LTD Basic		
F	Clerical	1963	2016	40	3180.40	LTD Basic		
F	Clerical	1986	2017	40	3180.40	LTD Basic		
M	Clerical	1972	2004	40	3827.76	LTD Basic		
F	Clerical	1989	2017	40	3286.29	LTD Basic		
F	Clerical	1981	2012	40	3641.47	LTD Basic		
F	Clerical	1983	2014	40	3406.90	LTD Basic		
F	Clerical	1970	2001	40	3286.29	LTD Basic		
F	Clerical	1962	1996	40	4791.40	LTD Basic		
F	Clerical	1978	2014	40	3406.90	LTD Basic		
F	Clerical	1962	1999	40	4010.03	LTD Basic		
F	Clerical	1977	2012	32	2813.45	LTD Basic		
M	Clerical	1975	2006	40	4174.87	LTD Basic		
F	Clerical	1970	2001	40	4296.84	LTD Basic		
F	Clerical	1974	2005	40	4001.99	LTD Basic		
M	Clerical	1983	2003	40	5280.58	LTD Basic		
M	Clerical	1988	2015	40	3586.50	LTD Basic		
F	Clerical	1987	2010	40	4720.36	LTD Basic		
F	Clerical	1989	2012	40	4720.36	LTD Basic		
M	Clerical	1989	2017	40	3333.19	LTD Basic		
F	Clerical	1967	2017	40	3333.19	LTD Basic		
M	Clerical	1989	2015	40	4018.07	LTD Basic		
F	Clerical	1984	2012	40	4176.22	LTD Basic		
F	Clerical	1952	2013	40	4018.07	LTD Basic		
F	Clerical	1973	2014	40	4018.07	LTD Basic		
F	Clerical	1973	2004	40	4237.88	LTD Basic		
F	Clerical	1988	2014	40	4035.49	LTD Basic		
F	Clerical	1987	2010	40	3731.26	LTD Basic		
M	Clerical	1955	1983	40	4741.81	LTD Basic		
F	Clerical	1955	1978	40	4890.58	LTD Basic		
F	Clerical	1984	2013	40	4018.07	LTD Basic		
F	Clerical	1958	1977	40	5001.81	LTD Basic		
M	Clerical	1957	1989	40	6461.34	LTD Basic		

LONG TERM DISABILITY AND SHORT TERM DIABILITY CENSUS

APPENDIX I

Gender	Occupation	Birth Year	Hire Year	Eligible Hours	Monthly Salary	LTD Basic	LTD Optional	STDClass
F	Clerical	1964	1985	40	6057.94	LTD Basic		
F	Clerical	1961	1984	40	5094.29	LTD Basic		
F	Clerical	1964	1999	40	5280.58	LTD Basic		
F	Clerical	1990	2016	40	4899.96	LTD Basic		
F	Clerical	1985	2016	40	4361.16	LTD Basic		
F	Clerical	1994	2017	40	4361.16	LTD Basic		
F	Clerical	1955	1986	40	5170.67	LTD Basic		
F	Clerical	1953	1974	40	4649.32	LTD Basic		
M	Clerical	1966	1999	40	4847.69	LTD Basic		
F	Clerical	1958	1992	40	5068.83	LTD Basic		
F	Clerical	1956	1978	40	5170.67	LTD Basic		
M	Clerical	1959	2014	40	4503.25	LTD Basic		
F	Clerical	1984	2015	28	2543.17	LTD Basic		
M	Clinical Social Wkr	1967	2014	40	6808.46	LTD Basic	LTD Optional	STD 30
F	Clinical Social Wkr	1956	2007	32	6051.56	LTD Basic	LTD Optional	STD 30
F	Clinical Social Wkr	1971	2002	40	6808.46	LTD Basic		STD 30
F	Clinical Social Wkr	1960	1994	40	7115.39	LTD Basic	LTD Optional	STD 90
F	Clinical Social Wkr	1958	2016	32	5190.52	LTD Basic		STD 90
M	Clinical Social Wkr	1978	2008	40	6187.94	LTD Basic	LTD Optional	
F	Clinical Social Wkr	1967	2002	40	6808.46	LTD Basic		
M	Collections Enforcement Agent	1965	2007	40	5659.87	LTD Basic		STD 90
M	Collections Enforcement Agent	1963	1993	40	6214.75	LTD Basic	LTD Optional	
F	Collections Enforcement Agent	1956	1987	40	6707.97	LTD Basic		
F	Comm Corr Supv	1974	2001	40	7479.93	LTD Basic	LTD Optional	STD 30
F	Comm Corr Supv	1981	2008	40	7126.12	LTD Basic	LTD Optional	STD 30
M	Comm Corr Supv	1951	2009	40	8379.25	LTD Basic	LTD Optional	STD 30
M	Comm Corr Supv	1971	2006	40	7856.56	LTD Basic	LTD Optional	STD 30
F	Comm Corr Supv	1968	1991	40	8213.06	LTD Basic	LTD Optional	STD 30
F	Comm Corr Supv	1960	1994	40	8213.06	LTD Basic	LTD Optional	STD 30
M	Comm Corr Supv	1969	2002	40	7479.93	LTD Basic	LTD Optional	STD 30
F	Comm Corr Supv	1972	2001	40	7856.56	LTD Basic	LTD Optional	STD 30
M	Comm Corr Supv	1974	2013	40	7126.12	LTD Basic	LTD Optional	STD 30
F	Comm Corr Supv	1973	1999	40	7856.56	LTD Basic		STD 30
F	Comm Corr Supv	1983	2006	40	6650.33	LTD Basic	LTD Optional	STD 60
F	Comm Corr Supv	1972	2001	40	7856.56	LTD Basic	LTD Optional	STD 60
M	Comm Corr Supv	1962	1989	40	8213.06	LTD Basic	LTD Optional	STD 60
F	Comm Corr Supv	1968	1998	40	7856.56	LTD Basic	LTD Optional	STD 90
M	Comm Corr Supv	1968	2004	40	7126.12	LTD Basic	LTD Optional	STD 90
M	Comm Corr Supv	1973	2000	40	7856.56	LTD Basic	LTD Optional	STD 90
F	Comm Corr Supv	1973	1995	40	8213.06	LTD Basic	LTD Optional	STD 90
F	Comm Corr Supv	1980	2003	40	7479.93	LTD Basic		STD 90
F	Comm Corr Supv	1960	1987	40	8379.25	LTD Basic	LTD Optional	
F	Comm Corr Supv	1965	1988	40	8379.25	LTD Basic	LTD Optional	
M	Comm Corr Supv	1961	2002	40	7479.93	LTD Basic	LTD Optional	
M	Comm Corr Supv	1962	1984	40	8379.25	LTD Basic	LTD Optional	

LONG TERM DISABILITY AND SHORT TERM DIABILITY CENSUS

APPENDIX I

Gender	Occupation	Birth Year	Hire Year	Eligible Hours	Monthly Salary	LTD Basic	LTD Optional	STDClass
M	Comm Corr Supv	1958	2014	40	8213.06	LTD Basic	LTD Optional	
M	Comm Corr Supv	1974	1996	40	8213.06	LTD Basic	LTD Optional	
M	Comm Corr Supv	1978	2007	40	7126.12	LTD Basic	LTD Optional	
M	Comm Corr Supv	1970	1993	40	8213.06	LTD Basic	LTD Optional	
M	Comm Corr Supv	1964	1987	40	8379.25	LTD Basic	LTD Optional	
M	Comm Corr Supv	1959	1990	40	8379.25	LTD Basic	LTD Optional	
M	Comm Corr Supv	1964	1998	40	7856.56	LTD Basic		
M	Comm Corr Supv	1959	1993	40	8379.25	LTD Basic		
M	Comm Corr Supv	1962	1982	40	8379.25	LTD Basic		
M	Comm Corr Supv	1973	2004	40	7479.93	LTD Basic		
M	Comm Corr Supv	1974	2014	40	6584.66	LTD Basic		
M	Comm Corr Supv	1966	1989	40	8379.25	LTD Basic		
M	Comm Corr Supv	1972	1996	40	8955.57	LTD Basic		
M	Commnty Svc Ofcr	1963	2007	40	4035.49	LTD Basic	LTD Optional	STD 30
F	Commnty Svc Ofcr	1969	2003	40	4237.88	LTD Basic	LTD Optional	STD 30
F	Commnty Svc Ofcr	1956	2004	40	4237.88	LTD Basic	LTD Optional	STD 30
M	Commnty Svc Ofcr	1950	2005	40	4237.88	LTD Basic	LTD Optional	STD 30
M	Commnty Svc Ofcr	1983	2014	40	3215.25	LTD Basic	LTD Optional	STD 30
F	Commnty Svc Ofcr	1980	2004	40	4237.88	LTD Basic	LTD Optional	STD 30
M	Commnty Svc Ofcr	1979	2012	40	4035.49	LTD Basic	LTD Optional	STD 30
F	Commnty Svc Ofcr	1974	1998	40	4446.96	LTD Basic	LTD Optional	STD 30
M	Commnty Svc Ofcr	1984	2007	40	4035.49	LTD Basic		STD 30
F	Commnty Svc Ofcr	1959	2001	40	4446.96	LTD Basic	LTD Optional	STD 60
F	Commnty Svc Ofcr	1964	1992	40	4647.98	LTD Basic	LTD Optional	STD 90
F	Commnty Svc Ofcr	1980	2005	40	4237.88	LTD Basic		STD 90
F	Commnty Svc Ofcr	1965	2016	40	3215.25	LTD Basic	LTD Optional	
F	Commnty Svc Ofcr	1979	1997	40	4237.88	LTD Basic		
M	Commnty Svc Ofcr	1964	2012	40	4035.49	LTD Basic		
F	Commnty Svc Ofcr	1968	2017	40	3215.25	LTD Basic		
F	Commnty Svc Ofcr	1985	2017	40	3215.25	LTD Basic		
M	Commnty Svc Ofcr	1993	2017	40	3215.25	LTD Basic		
F	Communications Associate	1959	2010	40	4361.16	LTD Basic	LTD Optional	STD 30
F	Communications Associate	1995	2016	40	3586.50	LTD Basic	LTD Optional	STD 30
F	Communications Associate	1983	2015	40	4035.49	LTD Basic	LTD Optional	STD 30
F	Communications Associate	1987	2017	40	4361.16	LTD Basic		STD 30
F	Communications Associate	1983	2014	40	4035.49	LTD Basic		STD 90
M	Communications Associate	1944	2006	32	2930.40	LTD Basic	LTD Optional	STD 90
M	Communications Associate	1961	1984	40	4898.61	LTD Basic	LTD Optional	
F	Communications Associate	1986	2012	40	6295.15	LTD Basic		
F	Communications Associate	1975	2000	40	6488.15	LTD Basic		
F	Communications Associate	1989	2017	40	4618.50	LTD Basic		
F	Community Development	1947	1990	40	8006.65	LTD Basic		STD 30
F	Community Development	1955	1993	40	8006.65	LTD Basic	LTD Optional	STD 60
M	Community Development	1984	2015	40	5322.00	LTD Basic	LTD Optional	STD 90
M	Conservation Technician	1988	2014	40	4053.55	LTD Basic		STD 90

LONG TERM DISABILITY AND SHORT TERM DIABILITY CENSUS

APPENDIX I

Gender	Occupation	Birth Year	Hire Year	Eligible Hours	Monthly Salary	LTD Basic	LTD Optional	STDClass
M	Conservation Technician	1992	2016	40	3761.67	LTD Basic		
F	Conservation Technician	1982	2015	40	3832.73	LTD Basic		
M	Conservation Technician	1984	2012	32	3695.99	LTD Basic		
M	Conservation Technician	1986	2017	40	4004.00	LTD Basic		
F	Contract Manager	1969	2011	40	6880.85	LTD Basic	LTD Optional	STD 30
F	Contract Manager	1976	1999	40	5610.30	LTD Basic	LTD Optional	STD 30
F	Contract Manager	1980	2016	40	5610.30	LTD Basic		STD 60
M	Contract Manager	1975	2015	40	5823.40	LTD Basic	LTD Optional	STD 90
F	Contract Manager	1978	2005	40	7221.28	LTD Basic		STD 90
F	Contract Manager	1976	2016	40	6510.50	LTD Basic	LTD Optional	STD 30
F	Contract Manager	1957	1993	20	3440.43	LTD Basic	LTD Optional	
M	Contract Manager	1956	1994	40	7548.30	LTD Basic		
M	Contract Manager	1979	2015	40	6548.46	LTD Basic		
F	Contract Manager	1973	2005	20	3274.23	LTD Basic		
F	Contract Manager	1963	2017	40	7221.28	LTD Basic		
F	Cook	1967	2012	40	3202.87	LTD Basic	LTD Optional	STD 30
F	Cook	1976	1998	40	3667.95	LTD Basic		STD 30
F	Cook	1962	1990	36	4383.41	LTD Basic		STD 30
M	Cook	1980	2000	40	3885.07	LTD Basic		
M	Cook	1992	2016	24	2132.42	LTD Basic		
F	Cook	1990	2012	16	1281.15	LTD Basic		
M	Corr Officer	1982	2008	40	5481.62	LTD Basic	LTD Optional	STD 30
M	Corr Officer	1979	2011	40	5481.62	LTD Basic	LTD Optional	STD 30
F	Corr Officer	1967	1992	40	6264.34	LTD Basic	LTD Optional	STD 30
M	Corr Officer	1989	2011	40	5481.62	LTD Basic	LTD Optional	STD 30
M	Corr Officer	1991	2015	40	4122.61	LTD Basic	LTD Optional	STD 30
M	Corr Officer	1975	2012	40	5481.62	LTD Basic	LTD Optional	STD 30
M	Corr Officer	1992	2016	40	4122.61	LTD Basic	LTD Optional	STD 30
M	Corr Officer	1991	2016	40	4122.61	LTD Basic	LTD Optional	STD 30
M	Corr Officer	1965	2017	40	3934.97	LTD Basic	LTD Optional	STD 30
M	Corr Officer	1988	2016	40	3934.97	LTD Basic	LTD Optional	STD 30
M	Corr Officer	1991	2016	40	4122.61	LTD Basic	LTD Optional	STD 30
M	Corr Officer	1987	2017	40	3934.97	LTD Basic	LTD Optional	STD 30
M	Corr Officer	1985	2017	40	3934.97	LTD Basic	LTD Optional	STD 30
F	Corr Officer	1956	2001	40	5998.95	LTD Basic	LTD Optional	STD 30
M	Corr Officer	1976	2011	40	5481.62	LTD Basic	LTD Optional	STD 30
M	Corr Officer	1963	1991	40	6264.34	LTD Basic	LTD Optional	STD 30
F	Corr Officer	1963	2000	40	5998.95	LTD Basic	LTD Optional	STD 30
F	Corr Officer	1962	2005	40	5769.78	LTD Basic	LTD Optional	STD 30
M	Corr Officer	1970	2003	40	5769.78	LTD Basic	LTD Optional	STD 30
M	Corr Officer	1974	2000	40	5998.95	LTD Basic	LTD Optional	STD 30
M	Corr Officer	1960	2001	40	5998.95	LTD Basic	LTD Optional	STD 30
M	Corr Officer	1972	2001	40	5998.95	LTD Basic	LTD Optional	STD 30
M	Corr Officer	1970	2005	40	5769.78	LTD Basic	LTD Optional	STD 30
F	Corr Officer	1984	2008	40	5481.62	LTD Basic	LTD Optional	STD 30

LONG TERM DISABILITY AND SHORT TERM DIABILITY CENSUS

APPENDIX I

Gender	Occupation	Birth Year	Hire Year	Eligible Hours	Monthly Salary	LTD Basic	LTD Optional	STDClass
F	Corr Officer	1958	2002	40	5769.78	LTD Basic	LTD Optional	STD 30
M	Corr Officer	1972	2000	40	5998.95	LTD Basic	LTD Optional	STD 30
F	Corr Officer	1956	2001	40	5998.95	LTD Basic	LTD Optional	STD 30
M	Corr Officer	1953	2006	40	5769.78	LTD Basic	LTD Optional	STD 30
M	Corr Officer	1969	2006	40	5769.78	LTD Basic	LTD Optional	STD 30
M	Corr Officer	1975	2010	40	5481.62	LTD Basic	LTD Optional	STD 30
M	Corr Officer	1961	2001	40	5998.95	LTD Basic	LTD Optional	STD 30
M	Corr Officer	1984	2008	40	5481.62	LTD Basic	LTD Optional	STD 30
M	Corr Officer	1978	2004	40	5769.78	LTD Basic	LTD Optional	STD 30
F	Corr Officer	1989	2009	40	5481.62	LTD Basic	LTD Optional	STD 30
M	Corr Officer	1983	2007	40	5481.62	LTD Basic	LTD Optional	STD 30
M	Corr Officer	1969	2000	40	5998.95	LTD Basic	LTD Optional	STD 30
M	Corr Officer	1980	2000	40	5998.95	LTD Basic	LTD Optional	STD 30
M	Corr Officer	1976	2004	40	5769.78	LTD Basic	LTD Optional	STD 30
M	Corr Officer	1976	2000	40	5769.78	LTD Basic	LTD Optional	STD 30
M	Corr Officer	1975	2004	40	5769.78	LTD Basic	LTD Optional	STD 30
F	Corr Officer	1970	2008	40	5481.62	LTD Basic	LTD Optional	STD 30
M	Corr Officer	1983	2007	40	5481.62	LTD Basic	LTD Optional	STD 30
M	Corr Officer	1982	2005	40	5769.78	LTD Basic	LTD Optional	STD 30
M	Corr Officer	1976	2006	40	5769.78	LTD Basic	LTD Optional	STD 30
M	Corr Officer	1974	2003	40	5769.78	LTD Basic	LTD Optional	STD 30
F	Corr Officer	1964	2001	40	5769.78	LTD Basic	LTD Optional	STD 30
M	Corr Officer	1967	1987	40	6264.34	LTD Basic	LTD Optional	STD 30
F	Corr Officer	1985	2003	40	5769.78	LTD Basic	LTD Optional	STD 30
M	Corr Officer	1976	2004	40	5769.78	LTD Basic	LTD Optional	STD 30
M	Corr Officer	1977	2008	40	6190.61	LTD Basic	LTD Optional	STD 30
F	Corr Officer	1974	2012	40	4870.46	LTD Basic	LTD Optional	STD 30
F	Corr Officer	1978	2014	40	4870.46	LTD Basic	LTD Optional	STD 30
M	Corr Officer	1979	2007	40	5481.62	LTD Basic	LTD Optional	STD 30
F	Corr Officer	1979	2001	40	5998.95	LTD Basic	LTD Optional	STD 30
F	Corr Officer	1988	2011	40	5481.62	LTD Basic	LTD Optional	STD 30
M	Corr Officer	1975	2004	40	5769.78	LTD Basic	LTD Optional	STD 30
M	Corr Officer	1970	2001	40	5998.95	LTD Basic	LTD Optional	STD 30
M	Corr Officer	1980	2013	40	4870.46	LTD Basic	LTD Optional	STD 30
F	Corr Officer	1969	2008	40	5481.62	LTD Basic	LTD Optional	STD 30
M	Corr Officer	1974	2001	40	5998.95	LTD Basic	LTD Optional	STD 30
M	Corr Officer	1984	2014	40	4677.48	LTD Basic	LTD Optional	STD 30
M	Corr Officer	1967	2010	40	5118.40	LTD Basic	LTD Optional	STD 30
M	Corr Officer	1965	2001	40	5998.95	LTD Basic	LTD Optional	STD 30
M	Corr Officer	1988	2013	40	5118.40	LTD Basic	LTD Optional	STD 30
M	Corr Officer	1966	1993	40	6264.34	LTD Basic	LTD Optional	STD 30
M	Corr Officer	1975	2004	40	5769.78	LTD Basic	LTD Optional	STD 30
F	Corr Officer	1971	2003	40	5769.78	LTD Basic	LTD Optional	STD 30
F	Corr Officer	1963	2004	40	5769.78	LTD Basic	LTD Optional	STD 30
F	Corr Officer	1975	2002	40	5769.78	LTD Basic	LTD Optional	STD 30

LONG TERM DISABILITY AND SHORT TERM DIABILITY CENSUS

APPENDIX I

Gender	Occupation	Birth Year	Hire Year	Eligible Hours	Monthly Salary	LTD Basic	LTD Optional	STDClass
M	Corr Officer	1967	1998	40	5998.95	LTD Basic	LTD Optional	STD 30
F	Corr Officer	1990	2015	40	4677.48	LTD Basic	LTD Optional	STD 30
M	Corr Officer	1969	1996	40	4276.74	LTD Basic	LTD Optional	STD 30
M	Corr Officer	1973	2001	40	5998.95	LTD Basic	LTD Optional	STD 30
M	Corr Officer	1966	2002	40	5769.78	LTD Basic	LTD Optional	STD 30
M	Corr Officer	1980	2006	40	5769.78	LTD Basic	LTD Optional	STD 30
M	Corr Officer	1983	2006	40	5481.62	LTD Basic	LTD Optional	STD 30
M	Corr Officer	1976	2014	40	4677.48	LTD Basic	LTD Optional	STD 30
M	Corr Officer	1981	2007	40	5481.62	LTD Basic	LTD Optional	STD 30
M	Corr Officer	1967	1998	40	5998.95	LTD Basic	LTD Optional	STD 30
M	Corr Officer	1987	2017	40	4870.46	LTD Basic	LTD Optional	STD 30
F	Corr Officer	1979	2014	40	4870.46	LTD Basic	LTD Optional	STD 30
M	Corr Officer	1962	1990	40	6264.34	LTD Basic	LTD Optional	STD 30
M	Corr Officer	1978	2008	40	5481.62	LTD Basic	LTD Optional	STD 30
F	Corr Officer	1966	2007	40	5481.62	LTD Basic	LTD Optional	STD 30
F	Corr Officer	1973	2014	40	4870.46	LTD Basic	LTD Optional	STD 30
F	Corr Officer	1990	2013	40	5118.40	LTD Basic	LTD Optional	STD 30
M	Corr Officer	1992	2014	40	4870.46	LTD Basic	LTD Optional	STD 30
M	Corr Officer	1993	2015	40	4677.48	LTD Basic	LTD Optional	STD 30
F	Corr Officer	1986	2015	40	4677.48	LTD Basic	LTD Optional	STD 30
M	Corr Officer	1978	2008	40	4276.74	LTD Basic	LTD Optional	STD 30
M	Corr Officer	1964	2007	40	5481.62	LTD Basic	LTD Optional	STD 30
M	Corr Officer	1971	2001	40	5998.95	LTD Basic	LTD Optional	STD 30
M	Corr Officer	1983	2009	40	5481.62	LTD Basic	LTD Optional	STD 30
F	Corr Officer	1985	2014	40	4870.46	LTD Basic	LTD Optional	STD 30
M	Corr Officer	1966	2008	40	5481.62	LTD Basic	LTD Optional	STD 30
F	Corr Officer	1972	2004	40	5769.78	LTD Basic	LTD Optional	STD 30
F	Corr Officer	1981	2008	40	5481.62	LTD Basic	LTD Optional	STD 30
M	Corr Officer	1991	2014	40	4677.48	LTD Basic	LTD Optional	STD 30
M	Corr Officer	1975	2017	40	4677.48	LTD Basic	LTD Optional	STD 30
F	Corr Officer	1972	2003	40	5769.78	LTD Basic	LTD Optional	STD 30
M	Corr Officer	1973	2003	40	5769.78	LTD Basic	LTD Optional	STD 30
F	Corr Officer	1965	2008	40	5481.62	LTD Basic	LTD Optional	STD 30
F	Corr Officer	1990	2008	40	4870.46	LTD Basic	LTD Optional	STD 30
M	Corr Officer	1966	1994	40	5998.95	LTD Basic	LTD Optional	STD 30
M	Corr Officer	1970	2001	40	5998.95	LTD Basic	LTD Optional	STD 30
M	Corr Officer	1964	1991	40	6264.34	LTD Basic	LTD Optional	STD 30
M	Corr Officer	1977	2006	40	5769.78	LTD Basic	LTD Optional	STD 30
F	Corr Officer	1964	2003	40	5769.78	LTD Basic	LTD Optional	STD 30
M	Corr Officer	1991	2014	40	4870.46	LTD Basic	LTD Optional	STD 30
F	Corr Officer	1957	2001	40	7118.06	LTD Basic	LTD Optional	STD 30
F	Corr Officer	1958	2001	40	7118.06	LTD Basic	LTD Optional	STD 30
M	Corr Officer	1974	2001	40	6489.50	LTD Basic	LTD Optional	STD 30
M	Corr Officer	1980	2003	40	6489.50	LTD Basic	LTD Optional	STD 30
M	Corr Officer	1969	2009	40	5949.38	LTD Basic	LTD Optional	STD 30

LONG TERM DISABILITY AND SHORT TERM DIABILITY CENSUS

APPENDIX I

Gender	Occupation	Birth Year	Hire Year	Eligible Hours	Monthly Salary	LTD Basic	LTD Optional	STDClass
M	Corr Officer	1982	2006	40	6190.61	LTD Basic	LTD Optional	STD 30
M	Corr Officer	1985	2007	40	5949.38	LTD Basic	LTD Optional	STD 30
M	Corr Officer	1985	2006	40	6489.50	LTD Basic	LTD Optional	STD 30
F	Corr Officer	1969	2005	40	6190.61	LTD Basic	LTD Optional	STD 30
M	Corr Officer	1954	1992	40	7261.47	LTD Basic	LTD Optional	STD 30
M	Corr Officer	1984	2004	40	6190.61	LTD Basic	LTD Optional	STD 30
F	Corr Officer	1993	2017	40	3934.97	LTD Basic		STD 30
M	Corr Officer	1962	2017	40	3934.97	LTD Basic		STD 30
M	Corr Officer	1999	2017	40	3934.97	LTD Basic		STD 30
M	Corr Officer	1996	2017	40	3934.97	LTD Basic		STD 30
F	Corr Officer	1983	2016	40	4122.61	LTD Basic		STD 30
M	Corr Officer	1993	2017	40	3934.97	LTD Basic		STD 30
M	Corr Officer	1975	2017	40	3934.97	LTD Basic		STD 30
M	Corr Officer	1969	2004	40	5769.78	LTD Basic		STD 30
F	Corr Officer	1963	2000	40	5998.95	LTD Basic		STD 30
M	Corr Officer	1984	2006	40	5769.78	LTD Basic		STD 30
F	Corr Officer	1960	2003	40	5769.78	LTD Basic		STD 30
M	Corr Officer	1970	2001	40	5998.95	LTD Basic		STD 30
M	Corr Officer	1970	2016	40	4483.13	LTD Basic		STD 30
M	Corr Officer	1986	2017	40	5481.62	LTD Basic		STD 30
M	Corr Officer	1984	2013	40	4870.46	LTD Basic		STD 30
F	Corr Officer	1980	2004	40	5769.78	LTD Basic		STD 30
M	Corr Officer	1977	2001	40	5769.78	LTD Basic		STD 30
M	Corr Officer	1979	2017	40	5481.62	LTD Basic		STD 30
M	Corr Officer	1981	2017	40	5481.62	LTD Basic		STD 30
M	Corr Officer	1967	2003	40	6489.50	LTD Basic		STD 30
M	Corr Officer	1991	2017	40	3934.97	LTD Basic	LTD Optional	STD 60
F	Corr Officer	1996	2017	40	3934.97	LTD Basic	LTD Optional	STD 60
F	Corr Officer	1964	1997	40	5998.95	LTD Basic	LTD Optional	STD 60
F	Corr Officer	1976	2004	40	5769.78	LTD Basic	LTD Optional	STD 60
M	Corr Officer	1984	2004	40	5769.78	LTD Basic	LTD Optional	STD 60
M	Corr Officer	1986	2004	40	5769.78	LTD Basic	LTD Optional	STD 60
M	Corr Officer	1971	2009	40	5481.62	LTD Basic	LTD Optional	STD 60
M	Corr Officer	1976	2013	40	4870.46	LTD Basic	LTD Optional	STD 60
M	Corr Officer	1978	2005	40	5769.78	LTD Basic	LTD Optional	STD 60
M	Corr Officer	1988	2014	40	4870.46	LTD Basic	LTD Optional	STD 60
M	Corr Officer	1983	2013	40	4870.46	LTD Basic	LTD Optional	STD 60
M	Corr Officer	1986	2013	40	5505.76	LTD Basic	LTD Optional	STD 60
M	Corr Officer	1972	2007	40	6489.50	LTD Basic	LTD Optional	STD 60
M	Corr Officer	1966	1997	40	7118.06	LTD Basic	LTD Optional	STD 60
M	Corr Officer	1989	2017	40	3934.97	LTD Basic		STD 60
M	Corr Officer	1969	1994	40	6264.34	LTD Basic		STD 60
M	Corr Officer	1981	2017	40	5481.62	LTD Basic		STD 60
M	Corr Officer	1984	2015	40	4122.61	LTD Basic	LTD Optional	STD 90
M	Corr Officer	1991	2017	40	3934.97	LTD Basic	LTD Optional	STD 90

LONG TERM DISABILITY AND SHORT TERM DIABILITY CENSUS

APPENDIX I

Gender	Occupation	Birth Year	Hire Year	Eligible Hours	Monthly Salary	LTD Basic	LTD Optional	STDClass
M	Corr Officer	1948	2007	40	5769.78	LTD Basic	LTD Optional	STD 90
M	Corr Officer	1974	2009	40	5481.62	LTD Basic	LTD Optional	STD 90
M	Corr Officer	1957	2001	40	5998.95	LTD Basic	LTD Optional	STD 90
M	Corr Officer	1986	2005	40	5769.78	LTD Basic	LTD Optional	STD 90
M	Corr Officer	1977	2005	40	5481.62	LTD Basic	LTD Optional	STD 90
M	Corr Officer	1966	1991	40	6264.34	LTD Basic	LTD Optional	STD 90
M	Corr Officer	1966	2007	40	5769.78	LTD Basic	LTD Optional	STD 90
M	Corr Officer	1980	2008	40	5481.62	LTD Basic	LTD Optional	STD 90
M	Corr Officer	1958	2000	40	5769.78	LTD Basic	LTD Optional	STD 90
M	Corr Officer	1982	2004	40	5769.78	LTD Basic	LTD Optional	STD 90
M	Corr Officer	1967	2000	40	5998.95	LTD Basic	LTD Optional	STD 90
M	Corr Officer	1991	2014	40	4677.48	LTD Basic	LTD Optional	STD 90
M	Corr Officer	1990	2013	40	4677.48	LTD Basic	LTD Optional	STD 90
M	Corr Officer	1966	1997	40	6264.34	LTD Basic	LTD Optional	STD 90
F	Corr Officer	1988	2014	40	4870.46	LTD Basic	LTD Optional	STD 90
M	Corr Officer	1957	1993	40	6264.34	LTD Basic	LTD Optional	STD 90
M	Corr Officer	1984	2006	40	6489.50	LTD Basic	LTD Optional	STD 90
M	Corr Officer	1970	2001	40	6811.16	LTD Basic	LTD Optional	STD 90
M	Corr Officer	1994	2017	40	3934.97	LTD Basic		STD 90
M	Corr Officer	1992	2017	40	3934.97	LTD Basic		STD 90
M	Corr Officer	1974	2016	40	3934.97	LTD Basic		STD 90
M	Corr Officer	1990	2006	40	4122.61	LTD Basic		STD 90
M	Corr Officer	1969	2001	40	5998.95	LTD Basic		STD 90
M	Corr Officer	1987	2008	40	4870.46	LTD Basic		STD 90
M	Corr Officer	1963	1993	40	6509.60	LTD Basic	LTD Optional	
M	Corr Officer	1985	2017	40	3934.97	LTD Basic	LTD Optional	
M	Corr Officer	1987	2017	40	3934.97	LTD Basic	LTD Optional	
F	Corr Officer	1990	2017	40	3934.97	LTD Basic	LTD Optional	
M	Corr Officer	1958	1987	40	6264.34	LTD Basic	LTD Optional	
M	Corr Officer	1961	1992	40	6264.34	LTD Basic	LTD Optional	
M	Corr Officer	1959	2002	40	5998.95	LTD Basic	LTD Optional	
F	Corr Officer	1965	1999	40	5998.95	LTD Basic	LTD Optional	
M	Corr Officer	1979	2014	40	4870.46	LTD Basic	LTD Optional	
M	Corr Officer	1965	1994	40	6264.34	LTD Basic	LTD Optional	
M	Corr Officer	1970	1992	40	6264.34	LTD Basic	LTD Optional	
M	Corr Officer	1989	2013	40	4677.48	LTD Basic	LTD Optional	
M	Corr Officer	1957	1992	40	6264.34	LTD Basic	LTD Optional	
M	Corr Officer	1966	1994	40	6264.34	LTD Basic	LTD Optional	
M	Corr Officer	1968	1993	40	7118.06	LTD Basic	LTD Optional	
M	Corr Officer	1973	2001	40	6811.16	LTD Basic	LTD Optional	
F	Corr Officer	1980	2005	40	6489.50	LTD Basic	LTD Optional	
F	Corr Officer	1992	2017	40	3934.97	LTD Basic		
F	Corr Officer	1994	2017	40	3934.97	LTD Basic		
M	Corr Officer	1990	2016	40	3934.97	LTD Basic		
F	Corr Officer	1984	2017	40	3934.97	LTD Basic		

LONG TERM DISABILITY AND SHORT TERM DIABILITY CENSUS

APPENDIX I

Gender	Occupation	Birth Year	Hire Year	Eligible Hours	Monthly Salary	LTD Basic	LTD Optional	STDClass
M	Corr Officer	1982	2017	40	3934.97	LTD Basic		
F	Corr Officer	1966	2005	40	3934.97	LTD Basic		
M	Corr Officer	1984	2017	40	3934.97	LTD Basic		
F	Corr Officer	1974	2017	40	3934.97	LTD Basic		
M	Corr Officer	1994	2017	40	3934.97	LTD Basic		
M	Corr Officer	1970	2010	40	3934.97	LTD Basic		
M	Corr Officer	1975	2016	40	4122.61	LTD Basic		
M	Corr Officer	1994	2017	40	3934.97	LTD Basic		
M	Corr Officer	1994	2017	40	3934.97	LTD Basic		
M	Corr Officer	1974	2016	40	4122.61	LTD Basic		
M	Corr Officer	1994	2017	1	98.37	LTD Basic		
F	Corr Officer	1981	2017	40	3934.97	LTD Basic		
M	Corr Officer	1992	2014	40	4122.61	LTD Basic		
F	Corr Officer	1995	2015	40	4122.61	LTD Basic		
F	Corr Officer	1992	2016	40	4122.61	LTD Basic		
M	Corr Officer	1987	2013	40	4870.46	LTD Basic		
M	Corr Officer	1975	2001	40	5769.78	LTD Basic		
M	Corr Officer	1961	1998	40	5998.95	LTD Basic		
M	Corr Officer	1970	1998	40	5998.95	LTD Basic		
M	Corr Officer	1975	2004	40	5769.78	LTD Basic		
M	Corr Officer	1956	2004	40	5769.78	LTD Basic		
M	Corr Officer	1966	2008	40	5481.62	LTD Basic		
F	Corr Officer	1980	1999	40	5998.95	LTD Basic		
M	Corr Officer	1973	2008	40	5481.62	LTD Basic		
M	Corr Officer	1973	2014	40	4870.46	LTD Basic		
M	Corr Officer	1986	2014	40	4870.46	LTD Basic		
F	Corr Officer	1990	2014	40	4870.46	LTD Basic		
M	Corr Officer	1972	2014	40	4870.46	LTD Basic		
M	Corr Officer	1989	2012	40	5481.62	LTD Basic		
M	Corr Officer	1988	2014	40	4870.46	LTD Basic		
M	Corr Officer	1977	2017	40	4276.74	LTD Basic		
F	Corr Officer	1992	2014	40	4677.48	LTD Basic		
M	Corr Officer	1990	2014	40	4870.46	LTD Basic		
M	Corr Officer	1978	2014	40	4870.46	LTD Basic		
M	Corr Officer	1977	2014	40	4870.46	LTD Basic		
M	Corr Officer	1992	2014	40	4870.46	LTD Basic		
M	Corr Officer	1983	2008	40	5481.62	LTD Basic		
M	Corr Officer	1970	2002	40	6489.50	LTD Basic		
F	Corr Officer	1960	2001	40	6489.50	LTD Basic		
F	Court Worker	1954	1983	40	4721.60	LTD Basic	LTD Optional	STD 30
F	Court Worker	1962	1992	40	4721.60	LTD Basic	LTD Optional	STD 30
F	Court Worker	1955	1980	40	6061.47	LTD Basic		STD 30
F	Court Worker	1954	1997	40	4721.60	LTD Basic		STD 60
F	Court Worker	1953	1981	40	6061.47	LTD Basic	LTD Optional	STD 90
F	Court Worker	1964	1992	40	4721.60	LTD Basic	LTD Optional	STD 90

LONG TERM DISABILITY AND SHORT TERM DIABILITY CENSUS

APPENDIX I

Gender	Occupation	Birth Year	Hire Year	Eligible Hours	Monthly Salary	LTD Basic	LTD Optional	STDClass
F	Court Worker	1957	1998	40	8283.60	LTD Basic	LTD Optional	
F	Court Worker	1960	1988	40	8446.53	LTD Basic	LTD Optional	
F	Court Worker	1955	1987	40	6061.47	LTD Basic	LTD Optional	
F	Court Worker	1958	1983	40	6061.47	LTD Basic	LTD Optional	
F	Court Worker	1959	1986	40	4721.60	LTD Basic	LTD Optional	
M	Court Worker	1960	1998	40	5096.00	LTD Basic		
F	Court Worker	1964	1984	40	5096.00	LTD Basic		
F	Court Worker	1954	1987	40	4721.60	LTD Basic		
F	Court Worker	1957	1975	40	4721.60	LTD Basic		
F	Court Worker	1963	1985	40	4721.60	LTD Basic		
F	Custodial/Laundry Worker	1962	2014	32	2464.72	LTD Basic	LTD Optional	STD 30
F	Custodial/Laundry Worker	1962	1980	40	3669.28	LTD Basic	LTD Optional	STD 30
F	Custodial/Laundry Worker	1970	1992	28	2521.60	LTD Basic	LTD Optional	STD 30
M	Custodial/Laundry Worker	1981	2014	40	3174.73	LTD Basic	LTD Optional	STD 30
F	Custodial/Laundry Worker	1957	2005	40	3355.66	LTD Basic		STD 30
M	Custodial/Laundry Worker	1962	2002	40	3355.66	LTD Basic	LTD Optional	STD 60
F	Custodial/Laundry Worker	1957	2014	40	3174.73	LTD Basic		STD 90
M	Custodial/Laundry Worker	1960	2005	40	3355.66	LTD Basic	LTD Optional	
F	Custodial/Laundry Worker	1956	1994	32	2881.82	LTD Basic	LTD Optional	
M	Custodial/Laundry Worker	1954	2010	20	1531.90	LTD Basic		
F	Custodial/Laundry Worker	1988	2015	32	2401.48	LTD Basic		
F	Custodial/Laundry Worker	1954	1998	40	3452.16	LTD Basic		
M	Custodial/Laundry Worker	1946	2014	16	1232.36	LTD Basic		
F	Custodial/Laundry Worker	1987	2015	20	1500.92	LTD Basic		
M	Department Director	1972	2015	40	12008.66	LTD Basic	LTD Optional	STD 30
F	Department Director	1957	2013	40	9304.04	LTD Basic	LTD Optional	STD 60
F	Department Director	1946	2000	40	12792.71	LTD Basic	LTD Optional	STD 60
M	Department Director	1961	2003	40	8826.89	LTD Basic	LTD Optional	STD 90
M	Department Director	1958	2007	40	8191.00	LTD Basic	LTD Optional	STD 90
M	Department Director	1960	2009	40	13300.66	LTD Basic	LTD Optional	
F	Department Director	1958	1999	40	12792.71	LTD Basic	LTD Optional	
F	Department Director	1962	2006	40	6130.28	LTD Basic	LTD Optional	
M	Department Director	1962	2015	40	12233.82	LTD Basic		
F	Department Director	1966	2016	40	10670.40	LTD Basic		
M	Department Director	1958	2014	40	12542.07	LTD Basic		
F	Department Director	1957	2016	40	12792.71	LTD Basic		
F	Department Director	1969	2013	40	13037.96	LTD Basic		
M	Department Director	1959	1983	40	10877.47	LTD Basic		
M	Deputy Sheriff	1968	1999	40	6254.90	LTD Basic	LTD Optional	STD 30
F	Deputy Sheriff	1971	1996	40	6466.92	LTD Basic	LTD Optional	STD 30
F	Deputy Sheriff	1964	1990	40	6466.92	LTD Basic	LTD Optional	STD 30
M	Deputy Sheriff	1969	1999	40	6254.90	LTD Basic	LTD Optional	STD 30
F	Deputy Sheriff	1969	1993	40	6466.92	LTD Basic	LTD Optional	STD 30
M	Deputy Sheriff	1964	1998	40	6254.90	LTD Basic	LTD Optional	STD 30
F	Deputy Sheriff	1970	1994	40	6466.92	LTD Basic	LTD Optional	STD 30

LONG TERM DISABILITY AND SHORT TERM DIABILITY CENSUS

APPENDIX I

Gender	Occupation	Birth Year	Hire Year	Eligible Hours	Monthly Salary	LTD Basic	LTD Optional	STDClass
M	Deputy Sheriff	1965	1990	40	6466.92	LTD Basic	LTD Optional	STD 30
M	Deputy Sheriff	1982	2016	40	4628.12	LTD Basic	LTD Optional	STD 30
M	Deputy Sheriff	1970	1998	40	7209.35	LTD Basic	LTD Optional	STD 30
F	Deputy Sheriff	1966	1999	40	6254.90	LTD Basic	LTD Optional	STD 30
M	Deputy Sheriff	1980	2011	40	5658.90	LTD Basic	LTD Optional	STD 30
M	Deputy Sheriff	1982	2014	40	5658.90	LTD Basic	LTD Optional	STD 30
M	Deputy Sheriff	1991	2016	40	4628.12	LTD Basic	LTD Optional	STD 30
M	Deputy Sheriff	1982	2012	40	5658.90	LTD Basic	LTD Optional	STD 30
F	Deputy Sheriff	1982	2012	40	5658.90	LTD Basic	LTD Optional	STD 30
M	Deputy Sheriff	1983	2007	40	5956.38	LTD Basic	LTD Optional	STD 30
F	Deputy Sheriff	1991	2014	40	4828.75	LTD Basic	LTD Optional	STD 30
M	Deputy Sheriff	1971	1997	40	6466.92	LTD Basic	LTD Optional	STD 30
M	Deputy Sheriff	1990	2017	40	4415.06	LTD Basic	LTD Optional	STD 30
M	Deputy Sheriff	1978	2016	40	4415.06	LTD Basic	LTD Optional	STD 30
M	Deputy Sheriff	1982	2012	40	5658.90	LTD Basic	LTD Optional	STD 30
M	Deputy Sheriff	1978	2008	40	5658.90	LTD Basic	LTD Optional	STD 30
M	Deputy Sheriff	1988	2015	40	4828.75	LTD Basic	LTD Optional	STD 30
M	Deputy Sheriff	1992	2015	40	4628.12	LTD Basic	LTD Optional	STD 30
F	Deputy Sheriff	1993	2017	40	4415.06	LTD Basic	LTD Optional	STD 30
F	Deputy Sheriff	1976	2009	40	5658.90	LTD Basic	LTD Optional	STD 30
M	Deputy Sheriff	1974	1999	40	5956.38	LTD Basic	LTD Optional	STD 30
M	Deputy Sheriff	1985	2007	40	5658.90	LTD Basic	LTD Optional	STD 30
M	Deputy Sheriff	1962	1999	40	6254.90	LTD Basic		STD 30
F	Deputy Sheriff	1973	1996	40	6466.92	LTD Basic		STD 30
M	Deputy Sheriff	1969	1997	40	6466.92	LTD Basic		STD 30
M	Deputy Sheriff	1970	1999	40	6254.90	LTD Basic		STD 30
F	Deputy Sheriff	1986	2012	40	5658.90	LTD Basic		STD 30
M	Deputy Sheriff	1969	2006	40	5956.38	LTD Basic	LTD Optional	STD 60
M	Deputy Sheriff	1978	2003	40	5956.38	LTD Basic	LTD Optional	STD 60
M	Deputy Sheriff	1968	1999	40	6254.90	LTD Basic	LTD Optional	STD 60
M	Deputy Sheriff	1967	2003	40	5956.38	LTD Basic	LTD Optional	STD 60
M	Deputy Sheriff	1960	1998	40	6254.90	LTD Basic	LTD Optional	STD 60
M	Deputy Sheriff	1962	2009	40	5658.90	LTD Basic	LTD Optional	STD 60
M	Deputy Sheriff	1959	1996	40	6466.92	LTD Basic	LTD Optional	STD 60
M	Deputy Sheriff	1968	1989	40	6466.92	LTD Basic	LTD Optional	STD 60
M	Deputy Sheriff	1988	2012	40	5658.90	LTD Basic	LTD Optional	STD 60
F	Deputy Sheriff	1992	2015	40	4828.75	LTD Basic	LTD Optional	STD 60
M	Deputy Sheriff	1964	2006	40	5956.38	LTD Basic	LTD Optional	STD 60
M	Deputy Sheriff	1983	2006	40	5658.90	LTD Basic	LTD Optional	STD 60
M	Deputy Sheriff	1992	2016	40	4415.06	LTD Basic	LTD Optional	STD 60
F	Deputy Sheriff	1985	2017	40	4415.06	LTD Basic	LTD Optional	STD 60
F	Deputy Sheriff	1994	2017	40	4415.06	LTD Basic	LTD Optional	STD 60
F	Deputy Sheriff	1995	2017	40	4415.06	LTD Basic	LTD Optional	STD 60
M	Deputy Sheriff	1989	2010	40	5658.90	LTD Basic	LTD Optional	STD 60
M	Deputy Sheriff	1982	2013	40	5283.94	LTD Basic	LTD Optional	STD 60

LONG TERM DISABILITY AND SHORT TERM DIABILITY CENSUS

APPENDIX I

Gender	Occupation	Birth Year	Hire Year	Eligible Hours	Monthly Salary	LTD Basic	LTD Optional	STDClass
M	Deputy Sheriff	1985	2013	40	5283.94	LTD Basic		STD 60
M	Deputy Sheriff	1982	2001	40	6254.90	LTD Basic		STD 60
F	Deputy Sheriff	1985	2016	40	5658.90	LTD Basic		STD 60
M	Deputy Sheriff	1978	2005	40	5956.38	LTD Basic		STD 60
M	Deputy Sheriff	1981	2014	40	5658.90	LTD Basic	LTD Optional	STD 90
M	Deputy Sheriff	1966	1995	40	6466.92	LTD Basic	LTD Optional	STD 90
F	Deputy Sheriff	1968	2003	40	5956.38	LTD Basic	LTD Optional	STD 90
M	Deputy Sheriff	1966	1998	40	6254.90	LTD Basic	LTD Optional	STD 90
M	Deputy Sheriff	1978	2003	40	5956.38	LTD Basic	LTD Optional	STD 90
M	Deputy Sheriff	1962	1996	40	6466.92	LTD Basic	LTD Optional	STD 90
M	Deputy Sheriff	1971	1999	40	6254.90	LTD Basic	LTD Optional	STD 90
M	Deputy Sheriff	1981	2004	40	5956.38	LTD Basic	LTD Optional	STD 90
M	Deputy Sheriff	1972	1996	40	6466.92	LTD Basic	LTD Optional	STD 90
M	Deputy Sheriff	1965	1994	40	6466.92	LTD Basic	LTD Optional	STD 90
M	Deputy Sheriff	1985	2014	40	5658.90	LTD Basic	LTD Optional	STD 90
F	Deputy Sheriff	1972	1995	40	6466.92	LTD Basic	LTD Optional	STD 90
M	Deputy Sheriff	1967	1996	40	6466.92	LTD Basic	LTD Optional	STD 90
M	Deputy Sheriff	1964	1993	40	6466.92	LTD Basic	LTD Optional	STD 90
F	Deputy Sheriff	1987	2016	40	4628.12	LTD Basic	LTD Optional	STD 90
M	Deputy Sheriff	1971	2011	40	5658.90	LTD Basic	LTD Optional	STD 90
F	Deputy Sheriff	1969	1991	40	6466.92	LTD Basic	LTD Optional	STD 90
M	Deputy Sheriff	1984	2017	40	4415.06	LTD Basic	LTD Optional	STD 90
M	Deputy Sheriff	1988	2017	40	4415.06	LTD Basic	LTD Optional	STD 90
M	Deputy Sheriff	1988	2011	40	5658.90	LTD Basic	LTD Optional	STD 90
M	Deputy Sheriff	1982	2012	40	6534.72	LTD Basic	LTD Optional	STD 90
M	Deputy Sheriff	1978	2007	40	5956.38	LTD Basic	LTD Optional	STD 90
M	Deputy Sheriff	1974	2004	40	5956.38	LTD Basic	LTD Optional	STD 90
M	Deputy Sheriff	1968	2000	40	6254.90	LTD Basic		STD 90
M	Deputy Sheriff	1977	2008	40	5658.90	LTD Basic		STD 90
M	Deputy Sheriff	1973	1998	40	6254.90	LTD Basic	LTD Optional	
M	Deputy Sheriff	1962	1998	40	6254.90	LTD Basic	LTD Optional	
M	Deputy Sheriff	1968	1999	40	6254.90	LTD Basic	LTD Optional	
M	Deputy Sheriff	1971	2005	40	5956.38	LTD Basic	LTD Optional	
M	Deputy Sheriff	1966	1999	40	6254.90	LTD Basic	LTD Optional	
M	Deputy Sheriff	1970	2006	40	5956.38	LTD Basic	LTD Optional	
M	Deputy Sheriff	1981	2014	40	5658.90	LTD Basic	LTD Optional	
M	Deputy Sheriff	1963	1987	40	6466.92	LTD Basic	LTD Optional	
M	Deputy Sheriff	1960	1996	40	6466.92	LTD Basic	LTD Optional	
M	Deputy Sheriff	1975	2003	40	5956.38	LTD Basic	LTD Optional	
M	Deputy Sheriff	1963	1988	40	6466.92	LTD Basic	LTD Optional	
M	Deputy Sheriff	1965	1996	40	6466.92	LTD Basic	LTD Optional	
M	Deputy Sheriff	1964	1995	40	6466.92	LTD Basic	LTD Optional	
M	Deputy Sheriff	1965	1991	40	6466.92	LTD Basic	LTD Optional	
M	Deputy Sheriff	1972	1996	40	6466.92	LTD Basic	LTD Optional	
M	Deputy Sheriff	1962	1989	40	6466.92	LTD Basic	LTD Optional	

LONG TERM DISABILITY AND SHORT TERM DIABILITY CENSUS

APPENDIX I

Gender	Occupation	Birth Year	Hire Year	Eligible Hours	Monthly Salary	LTD Basic	LTD Optional	STDClass
M	Deputy Sheriff	1963	1998	40	6254.90	LTD Basic	LTD Optional	
M	Deputy Sheriff	1959	1993	40	6466.92	LTD Basic	LTD Optional	
M	Deputy Sheriff	1964	1990	40	6466.92	LTD Basic	LTD Optional	
M	Deputy Sheriff	1975	2005	40	5956.38	LTD Basic	LTD Optional	
M	Deputy Sheriff	1971	1995	40	7456.19	LTD Basic	LTD Optional	
M	Deputy Sheriff	1985	2005	40	5956.38	LTD Basic	LTD Optional	
F	Deputy Sheriff	1985	2013	40	5283.94	LTD Basic	LTD Optional	
F	Deputy Sheriff	1968	1994	40	6466.92	LTD Basic	LTD Optional	
F	Deputy Sheriff	1990	2016	40	5658.90	LTD Basic	LTD Optional	
M	Deputy Sheriff	1964	1996	40	6466.92	LTD Basic	LTD Optional	
M	Deputy Sheriff	1969	2002	40	5956.38	LTD Basic	LTD Optional	
M	Deputy Sheriff	1985	2007	40	5956.38	LTD Basic	LTD Optional	
M	Deputy Sheriff	1961	1996	40	6466.92	LTD Basic	LTD Optional	
F	Deputy Sheriff	1987	2017	40	4415.06	LTD Basic	LTD Optional	
M	Deputy Sheriff	1985	2010	40	5658.90	LTD Basic	LTD Optional	
M	Deputy Sheriff	1984	2011	40	5658.90	LTD Basic	LTD Optional	
M	Deputy Sheriff	1981	2005	40	5956.38	LTD Basic	LTD Optional	
M	Deputy Sheriff	1966	1993	40	6466.92	LTD Basic	LTD Optional	
M	Deputy Sheriff	1991	2015	40	4415.06	LTD Basic	LTD Optional	
M	Deputy Sheriff	1982	2006	40	5956.38	LTD Basic	LTD Optional	
M	Deputy Sheriff	1974	2004	40	5956.38	LTD Basic	LTD Optional	
M	Deputy Sheriff	1977	2008	40	5283.94	LTD Basic	LTD Optional	
M	Deputy Sheriff	1963	1989	40	6466.92	LTD Basic	LTD Optional	
M	Deputy Sheriff	1972	1997	40	6466.92	LTD Basic	LTD Optional	
F	Deputy Sheriff	1968	1998	40	6254.90	LTD Basic	LTD Optional	
M	Deputy Sheriff	1969	1999	40	6254.90	LTD Basic	LTD Optional	
F	Deputy Sheriff	1970	2014	40	6295.15	LTD Basic	LTD Optional	
M	Deputy Sheriff	1976	2005	40	5956.38	LTD Basic		
F	Deputy Sheriff	1981	2014	40	5658.90	LTD Basic		
M	Deputy Sheriff	1963	1994	40	6466.92	LTD Basic		
M	Deputy Sheriff	1957	1987	40	6466.92	LTD Basic		
M	Deputy Sheriff	1970	1998	40	6254.90	LTD Basic		
M	Deputy Sheriff	1969	1995	40	6466.92	LTD Basic		
M	Deputy Sheriff	1981	2005	40	5658.90	LTD Basic		
M	Deputy Sheriff	1963	1995	40	6466.92	LTD Basic		
M	Deputy Sheriff	1963	1985	40	6466.92	LTD Basic		
M	Deputy Sheriff	1969	1996	40	6466.92	LTD Basic		
M	Deputy Sheriff	1964	1999	40	6254.90	LTD Basic		
F	Deputy Sheriff	1984	2006	40	6872.32	LTD Basic		
M	Deputy Sheriff	1969	1998	40	7209.35	LTD Basic		
M	Deputy Sheriff	1984	2006	40	5658.90	LTD Basic		
M	Deputy Sheriff	1975	2017	40	4415.06	LTD Basic		
M	Deputy Sheriff	1990	2017	40	4415.06	LTD Basic		
M	Deputy Sheriff	1977	2012	40	5658.90	LTD Basic		
M	Deputy Sheriff	1985	2014	40	5027.98	LTD Basic		

LONG TERM DISABILITY AND SHORT TERM DIABILITY CENSUS

APPENDIX I

Gender	Occupation	Birth Year	Hire Year	Eligible Hours	Monthly Salary	LTD Basic	LTD Optional	STDClass
M	Deputy Sheriff	1984	2006	40	5956.38	LTD Basic		
M	Deputy Sheriff	1993	2013	40	5027.98	LTD Basic		
F	Deputy Sheriff	1985	2008	40	4828.75	LTD Basic		
M	Deputy Sheriff	1968	1996	40	6466.92	LTD Basic		
M	Deputy Sheriff	1980	2006	40	5956.38	LTD Basic		
M	Deputy Sheriff	1967	1992	40	6466.92	LTD Basic		
M	Deputy Sheriff	1992	2017	40	4415.06	LTD Basic		
M	Deputy Sheriff	1992	2017	40	4415.06	LTD Basic		
M	Deputy Sheriff	1965	2004	40	5956.38	LTD Basic		
M	Deputy Sheriff	1969	1991	40	6466.92	LTD Basic		
M	Deputy Sheriff	1957	1995	40	6466.92	LTD Basic		
M	Deputy Sheriff	1963	1985	40	8579.61	LTD Basic		
M	Deputy Sheriff	1966	1999	40	7209.35	LTD Basic		
F	Deputy Sheriff	1985	2015	40	4628.12	LTD Basic		
F	Deputy Sheriff	1985	2012	40	5658.90	LTD Basic		
M	Deputy Sheriff	1985	2014	40	5027.98	LTD Basic		
F	Deputy Sheriff	1987	2017	40	4415.06	LTD Basic		
M	Deputy Sheriff	1992	2017	40	4415.06	LTD Basic		
M	Deputy Sheriff	1993	2012	40	4415.06	LTD Basic		
M	Deputy Sheriff	1991	2017	40	4415.06	LTD Basic		
M	Deputy Sheriff	1968	1995	40	6466.92	LTD Basic		
M	Deputy Sheriff	1970	2002	40	6254.90	LTD Basic		
M	Deputy Sheriff	1981	2014	40	5658.90	LTD Basic		
M	Deputy Sheriff	1988	2012	40	5283.94	LTD Basic		
M	Deputy Sheriff	1991	2014	40	5027.98	LTD Basic		
M	Deputy Sheriff	1983	2000	40	6254.90	LTD Basic		
M	Deputy Sheriff	1987	2014	40	5658.90	LTD Basic		
M	Deputy Sheriff	1985	2009	40	5658.90	LTD Basic		
M	Deputy Sheriff Commander	1968	1994	40	8409.49	LTD Basic	LTD Optional	STD 30
F	Deputy Sheriff Commander	1965	1998	40	8048.48	LTD Basic	LTD Optional	STD 30
M	Deputy Sheriff Commander	1966	1990	40	8579.61	LTD Basic	LTD Optional	STD 60
M	Deputy Sheriff Commander	1966	2004	40	7751.11	LTD Basic		STD 90
M	Deputy Sheriff Commander	1963	1988	40	8579.61	LTD Basic	LTD Optional	
M	Deputy Sheriff Commander	1967	1993	40	8409.49	LTD Basic	LTD Optional	
M	Deputy Sheriff Commander	1972	1997	40	8409.49	LTD Basic	LTD Optional	
M	Deputy Sheriff Commander	1965	1988	40	8579.61	LTD Basic	LTD Optional	
M	Deputy Sheriff Commander	1972	1997	40	8409.49	LTD Basic	LTD Optional	
M	Deputy Sheriff Commander	1977	2000	40	8048.48	LTD Basic	LTD Optional	
M	Deputy Sheriff Commander	1964	1995	40	8409.49	LTD Basic		
M	Deputy Sheriff Sergeant	1973	1998	40	7209.35	LTD Basic	LTD Optional	STD 30
M	Deputy Sheriff Sergeant	1963	1986	40	7456.19	LTD Basic	LTD Optional	STD 30
F	Deputy Sheriff Sergeant	1981	2004	40	7809.65	LTD Basic	LTD Optional	STD 30
M	Deputy Sheriff Sergeant	1966	2000	40	7209.35	LTD Basic	LTD Optional	STD 30
F	Deputy Sheriff Sergeant	1972	2007	40	6534.72	LTD Basic	LTD Optional	STD 30
M	Deputy Sheriff Sergeant	1984	2012	40	6534.72	LTD Basic	LTD Optional	STD 60

LONG TERM DISABILITY AND SHORT TERM DIABILITY CENSUS

APPENDIX I

Gender	Occupation	Birth Year	Hire Year	Eligible Hours	Monthly Salary	LTD Basic	LTD Optional	STDClass
M	Deputy Sheriff Sergeant	1963	1997	40	7456.19	LTD Basic	LTD Optional	STD 60
M	Deputy Sheriff Sergeant	1968	2000	40	7209.35	LTD Basic		STD 60
M	Deputy Sheriff Sergeant	1966	1997	40	7456.19	LTD Basic	LTD Optional	STD 90
M	Deputy Sheriff Sergeant	1965	1996	40	7456.19	LTD Basic	LTD Optional	STD 90
F	Deputy Sheriff Sergeant	1979	2003	40	6872.32	LTD Basic	LTD Optional	STD 90
M	Deputy Sheriff Sergeant	1976	2002	40	6872.32	LTD Basic	LTD Optional	STD 90
M	Deputy Sheriff Sergeant	1969	1996	40	7456.19	LTD Basic	LTD Optional	
M	Deputy Sheriff Sergeant	1964	1989	40	7456.19	LTD Basic	LTD Optional	
M	Deputy Sheriff Sergeant	1965	1994	40	6466.92	LTD Basic	LTD Optional	
F	Deputy Sheriff Sergeant	1967	1991	40	7456.19	LTD Basic	LTD Optional	
M	Deputy Sheriff Sergeant	1974	2000	40	7209.35	LTD Basic	LTD Optional	
M	Deputy Sheriff Sergeant	1978	2004	40	6872.32	LTD Basic	LTD Optional	
M	Deputy Sheriff Sergeant	1967	2002	40	7209.35	LTD Basic	LTD Optional	
M	Deputy Sheriff Sergeant	1968	1993	40	7456.19	LTD Basic	LTD Optional	
M	Deputy Sheriff Sergeant	1971	1993	40	7456.19	LTD Basic		
M	Deputy Sheriff Sergeant	1962	1987	40	7456.19	LTD Basic		
M	Deputy Sheriff Sergeant	1962	1988	40	7456.19	LTD Basic		
M	Deputy Sheriff Sergeant	1985	2009	40	6534.72	LTD Basic		
F	Detoxification Aide	1982	2010	40	3641.47	LTD Basic	LTD Optional	STD 30
M	Detoxification Aide	1961	2013	32	2817.74	LTD Basic	LTD Optional	STD 30
F	Detoxification Aide	1967	2012	40	3641.47	LTD Basic	LTD Optional	STD 30
M	Detoxification Aide	1987	2014	40	3421.65	LTD Basic	LTD Optional	STD 60
M	Detoxification Aide	1956	2013	40	3522.18	LTD Basic		STD 60
M	Detoxification Aide	1963	2001	40	3874.66	LTD Basic		STD 90
M	Detoxification Aide	1982	2006	40	3754.04	LTD Basic	LTD Optional	
M	Detoxification Aide	1959	2002	40	3754.04	LTD Basic		
M	Detoxification Aide	1953	1997	40	4050.24	LTD Basic		
M	Detoxification Aide	1963	2011	40	3641.47	LTD Basic		
F	Detoxification Aide	1984	2015	40	3421.65	LTD Basic		
M	Detoxification Aide	1960	2008	40	3641.47	LTD Basic		
F	Dietetic Technician	1985	2016	40	3266.19	LTD Basic	LTD Optional	STD 30
F	Dietetic Technician	1953	1989	40	6347.42	LTD Basic	LTD Optional	STD 30
F	Dietetic Technician	1978	2016	40	3516.81	LTD Basic		STD 30
F	Dietetic Technician	1957	2012	40	3800.95	LTD Basic	LTD Optional	
F	Dispatcher	1990	2017	40	3454.16	LTD Basic	LTD Optional	STD 30
F	Dispatcher	1988	2017	40	3587.11	LTD Basic	LTD Optional	STD 30
F	Dispatcher	1994	2017	40	3587.11	LTD Basic	LTD Optional	STD 30
F	Dispatcher	1968	2011	40	4337.08	LTD Basic	LTD Optional	STD 30
F	Dispatcher	1973	2013	40	4346.56	LTD Basic	LTD Optional	STD 30
F	Dispatcher	1991	2017	40	3587.11	LTD Basic		STD 30
F	dispatcher	1982	2009	40	4871.40	LTD Basic	LTD Optional	STD 90
F	Dispatcher	1986	2017	40	3869.80	LTD Basic		
M	Dispatcher	1996	2017	40	3587.11	LTD Basic		
M	Dispatcher	1991	2017	40	4022.12	LTD Basic		
F	Dispatcher	1971	2010	40	4871.40	LTD Basic	LTD Optional	STD 30

LONG TERM DISABILITY AND SHORT TERM DIABILITY CENSUS

APPENDIX I

Gender	Occupation	Birth Year	Hire Year	Eligible Hours	Monthly Salary	LTD Basic	LTD Optional	STDClass
F	Dispatcher	1979	2000	40	5116.42	LTD Basic	LTD Optional	STD 30
F	Dispatcher	1963	2013	40	4346.56	LTD Basic	LTD Optional	STD 30
M	Dispatcher	1956	2007	40	5612.24	LTD Basic	LTD Optional	STD 30
M	Dispatcher	1972	2007	40	5370.14	LTD Basic	LTD Optional	STD 30
F	Dispatcher	1985	2014	40	4346.56	LTD Basic	LTD Optional	STD 30
F	Dispatcher	1980	2008	40	4695.97	LTD Basic	LTD Optional	STD 30
F	Dispatcher	1973	2000	40	5370.14	LTD Basic	LTD Optional	STD 30
F	Dispatcher	1968	2002	40	5370.14	LTD Basic	LTD Optional	STD 30
F	Dispatcher	1975	2016	40	4871.40	LTD Basic	LTD Optional	STD 30
F	Dispatcher	1986	2012	40	4871.40	LTD Basic	LTD Optional	STD 30
F	Dispatcher	1978	2006	40	5116.42	LTD Basic	LTD Optional	STD 30
F	Dispatcher	1991	2015	40	4185.62	LTD Basic	LTD Optional	STD 30
F	Dispatcher	1981	2012	40	4871.40	LTD Basic	LTD Optional	STD 30
F	Dispatcher	1973	2011	40	4695.97	LTD Basic	LTD Optional	STD 30
F	Dispatcher	1979	2001	40	4517.64	LTD Basic	LTD Optional	STD 30
F	Dispatcher	1962	2010	40	4337.08	LTD Basic	LTD Optional	STD 30
F	Dispatcher	1989	2016	40	3726.52	LTD Basic	LTD Optional	STD 30
M	Dispatcher	1976	2016	40	3726.52	LTD Basic	LTD Optional	STD 30
F	Dispatcher	1989	2016	40	3726.52	LTD Basic	LTD Optional	STD 30
F	Dispatcher	1988	2016	40	3726.52	LTD Basic	LTD Optional	STD 30
F	Dispatcher	1991	2016	40	3726.52	LTD Basic	LTD Optional	STD 30
F	Dispatcher	1971	2008	40	4337.08	LTD Basic	LTD Optional	STD 30
F	Dispatcher	1973	2016	40	3726.52	LTD Basic	LTD Optional	STD 30
M	Dispatcher	1988	2015	40	3454.16	LTD Basic	LTD Optional	STD 30
F	Dispatcher	1988	2014	40	4022.12	LTD Basic	LTD Optional	STD 30
F	Dispatcher	1977	2013	40	4022.12	LTD Basic	LTD Optional	STD 30
M	Dispatcher	1987	2017	40	3587.11	LTD Basic	LTD Optional	STD 30
F	Dispatcher	1987	2017	40	3454.16	LTD Basic	LTD Optional	STD 30
F	Dispatcher	1974	2009	40	4337.08	LTD Basic	LTD Optional	STD 30
M	Dispatcher	1988	2017	40	3454.16	LTD Basic	LTD Optional	STD 30
F	Dispatcher	1974	2016	40	3726.52	LTD Basic	LTD Optional	STD 30
F	Dispatcher	1981	2013	40	4180.88	LTD Basic	LTD Optional	STD 30
F	Dispatcher	1983	2015	40	4180.88	LTD Basic	LTD Optional	STD 30
F	Dispatcher	1983	2015	40	4185.62	LTD Basic		STD 30
M	Dispatcher	1981	2013	40	4695.97	LTD Basic		STD 30
F	Dispatcher	1986	2013	40	4180.88	LTD Basic		STD 30
F	Dispatcher	1986	2017	40	3454.16	LTD Basic		STD 30
M	Dispatcher	1987	2017	40	3454.16	LTD Basic		STD 30
F	Dispatcher	1990	2009	40	3587.11	LTD Basic		STD 30
F	Dispatcher	1984	2010	40	4871.40	LTD Basic	LTD Optional	STD 60
F	Dispatcher	1984	2016	40	3726.52	LTD Basic		STD 60
M	Dispatcher	1983	2017	40	3587.11	LTD Basic		STD 60
F	Dispatcher	1977	2015	40	4871.40	LTD Basic	LTD Optional	STD 90
F	Dispatcher	1984	2016	40	4871.40	LTD Basic	LTD Optional	STD 90
F	Dispatcher	1985	2013	40	4180.88	LTD Basic	LTD Optional	STD 90

LONG TERM DISABILITY AND SHORT TERM DIABILITY CENSUS

APPENDIX I

Gender	Occupation	Birth Year	Hire Year	Eligible Hours	Monthly Salary	LTD Basic	LTD Optional	STDClass
F	Dispatcher	1993	2015	40	4185.62	LTD Basic		STD 90
F	Dispatcher	1982	2010	40	4337.08	LTD Basic	LTD Optional	
F	Dispatcher	1992	2017	40	3454.16	LTD Basic	LTD Optional	
M	Dispatcher	1982	2012	40	4517.64	LTD Basic		
F	Dispatcher	1986	2011	40	4871.40	LTD Basic		
F	Dispatcher	1978	2001	40	5370.14	LTD Basic		
F	Dispatcher	1989	2012	40	4695.97	LTD Basic		
F	Dispatcher	1985	2015	40	4185.62	LTD Basic		
F	Dispatcher	1990	2015	40	4346.56	LTD Basic		
F	Dispatcher	1989	2015	40	4185.62	LTD Basic		
F	Dispatcher	1973	2011	40	4337.08	LTD Basic		
F	Dispatcher	1992	2016	40	3726.52	LTD Basic		
M	Dispatcher	1986	2016	40	3726.52	LTD Basic		
F	Dispatcher	1995	2017	40	3454.16	LTD Basic		
F	Dispatcher	1991	2015	40	3869.80	LTD Basic		
F	Dispatcher	1990	2016	40	3726.52	LTD Basic		
F	Dispatcher	1980	2007	40	4555.22	LTD Basic		
F	Dispatcher	1974	2007	40	4555.22	LTD Basic		
F	Dispatcher	1994	2016	40	3726.52	LTD Basic		
M	Dispatcher	1966	2002	40	4555.22	LTD Basic		
F	Dispatcher	1987	2016	40	3726.52	LTD Basic		
F	Dispatcher	1985	2016	40	3726.52	LTD Basic		
F	Dispatcher	1993	2017	40	3454.16	LTD Basic		
F	Division Director	1976	1999	40	11041.00	LTD Basic	LTD Optional	STD 30
F	Division Director	1966	2015	40	10527.68	LTD Basic	LTD Optional	STD 30
M	Division Director	1970	2006	40	10527.68	LTD Basic	LTD Optional	STD 30
F	Division Director	1974	2010	40	9732.90	LTD Basic	LTD Optional	STD 30
M	Division Director	1952	2017	40	8770.37	LTD Basic	LTD Optional	STD 30
M	Division Director	1978	2013	40	8448.95	LTD Basic	LTD Optional	STD 30
M	Division Director	1976	2010	40	8613.79	LTD Basic	LTD Optional	STD 30
F	Division Director	1977	2016	40	7079.20	LTD Basic	LTD Optional	STD 30
F	Division Director	1968	2001	40	8211.71	LTD Basic	LTD Optional	STD 30
M	Division Director	1961	1994	40	9732.90	LTD Basic	LTD Optional	STD 60
F	Division Director	1964	2007	40	11313.06	LTD Basic	LTD Optional	STD 60
F	Division Director	1959	2003	40	7552.32	LTD Basic	LTD Optional	STD 60
F	Division Director	1970	2005	40	12732.38	LTD Basic	LTD Optional	STD 60
M	Division Director	1950	2008	40	6295.15	LTD Basic	LTD Optional	STD 60
F	Division Director	1965	1995	40	9305.36	LTD Basic	LTD Optional	STD 90
M	Division Director	1959	2006	40	10527.68	LTD Basic	LTD Optional	STD 90
F	Division Director	1964	2015	40	10527.68	LTD Basic	LTD Optional	STD 90
M	Division Director	1983	2013	40	11095.02	LTD Basic	LTD Optional	STD 90
M	Division Director	1962	2005	40	13492.86	LTD Basic	LTD Optional	STD 90
F	Division Director	1956	2000	40	8784.68	LTD Basic	LTD Optional	STD 90
F	Division Director	1964	1996	40	9924.15	LTD Basic	LTD Optional	STD 90
F	Division Director	1960	1996	40	12732.38	LTD Basic	LTD Optional	STD 90

LONG TERM DISABILITY AND SHORT TERM DIABILITY CENSUS

APPENDIX I

Gender	Occupation	Birth Year	Hire Year	Eligible Hours	Monthly Salary	LTD Basic	LTD Optional	STDClass
M	Division Director	1964	2000	40	11456.83	LTD Basic	LTD Optional	STD 90
F	Division Director	1969	2012	40	10116.22	LTD Basic	LTD Optional	STD 90
F	Division Director	1966	1997	40	11041.00	LTD Basic	LTD Optional	
F	Division Director	1964	2000	40	12253.91	LTD Basic	LTD Optional	
M	Division Director	1958	1997	40	8994.44	LTD Basic	LTD Optional	
F	Division Director	1967	1989	40	10279.74	LTD Basic	LTD Optional	
M	Division Director	1966	2016	40	9924.15	LTD Basic	LTD Optional	
F	Division Director	1959	2016	40	6291.13	LTD Basic	LTD Optional	
F	Division Director	1961	1997	40	11485.97	LTD Basic	LTD Optional	
F	Division Director	1958	1992	40	12732.38	LTD Basic	LTD Optional	
F	Division Director	1963	1997	40	9873.64	LTD Basic	LTD Optional	
M	Division Director	1950	1998	40	12732.38	LTD Basic	LTD Optional	
M	Division Director	1956	1989	40	10527.68	LTD Basic	LTD Optional	
M	Division Director	1951	1997	40	8242.54	LTD Basic		
M	Division Director	1952	1974	40	12720.32	LTD Basic		
F	Division Director	1971	1996	40	10318.54	LTD Basic		
F	Division Director	1960	2011	40	13763.54	LTD Basic		
F	Division Director	1954	1981	40	9732.90	LTD Basic		
M	Division Director	1959	2002	40	9547.36	LTD Basic		
M	Division Director	1962	1989	40	9172.69	LTD Basic		
F	Division Director	1963	2014	40	8282.75	LTD Basic		
F	Division Director	1979	2004	40	11382.75	LTD Basic		
M	Division Director	1966	2000	40	12480.42	LTD Basic		
M	Division Director	1971	2014	40	9539.90	LTD Basic		
M	Elected Official	1970	2011	40	14243.66	LTD Basic	LTD Optional	
M	Elected Official	1955	2000	40	7506.75	LTD Basic	LTD Optional	
F	Elected Official	1954	2005	40	7506.75	LTD Basic	LTD Optional	
F	Elected Official	1953	1997	40	7741.50	LTD Basic	LTD Optional	
M	Elected Official	1968	2017	40	12993.67	LTD Basic	LTD Optional	
M	Elected Official	1952	1995	40	7506.75	LTD Basic		
F	Elected Official	1948	1997	40	7506.75	LTD Basic		
M	Elected Official	1964	2013	40	7506.75	LTD Basic		
F	Elected Official	1956	2013	40	7506.75	LTD Basic		
F	Emergency Mgmt Coordinator	1973	2005	40	5659.87	LTD Basic		STD 30
F	Emergency Mgmt Coordinator	1975	2016	40	5659.87	LTD Basic		STD 30
M	Emergency Mgmt Coordinator	1969	2011	40	4985.73	LTD Basic	LTD Optional	STD 90
F	Employmnt Gdnce Counslr	1978	2002	40	6187.94	LTD Basic	LTD Optional	STD 30
F	Employmnt Gdnce Counslr	1989	2013	40	4899.96	LTD Basic	LTD Optional	STD 30
F	Employmnt Gdnce Counslr	1990	2012	40	5094.29	LTD Basic	LTD Optional	STD 30
F	Employmnt Gdnce Counslr	1965	2002	40	6488.15	LTD Basic	LTD Optional	STD 30
M	Employmnt Gdnce Counslr	1948	1997	40	6808.46	LTD Basic	LTD Optional	STD 30
F	Employmnt Gdnce Counslr	1961	2008	40	6488.15	LTD Basic	LTD Optional	STD 30
F	Employmnt Gdnce Counslr	1965	1993	20	3404.23	LTD Basic	LTD Optional	STD 30
F	Employmnt Gdnce Counslr	1966	1996	40	6488.15	LTD Basic	LTD Optional	STD 30
F	Employmnt Gdnce Counslr	1978	2013	40	6187.94	LTD Basic	LTD Optional	STD 30

LONG TERM DISABILITY AND SHORT TERM DIABILITY CENSUS

APPENDIX I

Gender	Occupation	Birth Year	Hire Year	Eligible Hours	Monthly Salary	LTD Basic	LTD Optional	STDClass
F	Employmnt Gdnce Counslr	1979	2013	40	5722.88	LTD Basic	LTD Optional	STD 30
F	Employmnt Gdnce Counslr	1961	1999	40	6808.46	LTD Basic	LTD Optional	STD 30
F	Employmnt Gdnce Counslr	1965	2003	40	6488.15	LTD Basic	LTD Optional	STD 30
F	Employmnt Gdnce Counslr	1968	2009	40	5946.68	LTD Basic	LTD Optional	STD 30
F	Employmnt Gdnce Counslr	1984	2016	40	4361.16	LTD Basic		STD 30
F	Employmnt Gdnce Counslr	1967	2002	40	6808.46	LTD Basic		STD 30
M	Employmnt Gdnce Counslr	1958	1991	40	7115.39	LTD Basic	LTD Optional	STD 60
F	Employmnt Gdnce Counslr	1969	1999	40	6187.94	LTD Basic	LTD Optional	STD 60
F	Employmnt Gdnce Counslr	1983	2008	40	5946.68	LTD Basic	LTD Optional	STD 90
F	Employmnt Gdnce Counslr	1968	2011	40	6187.94	LTD Basic	LTD Optional	STD 90
F	Employmnt Gdnce Counslr	1967	2001	40	6488.15	LTD Basic		STD 90
F	Employmnt Gdnce Counslr	1980	2011	40	5946.68	LTD Basic	LTD Optional	
F	Employmnt Gdnce Counslr	1982	2016	40	4720.36	LTD Basic	LTD Optional	
M	Employmnt Gdnce Counslr	1977	2008	40	6187.94	LTD Basic	LTD Optional	
F	Employmnt Gdnce Counslr	1952	1988	40	7115.39	LTD Basic	LTD Optional	
F	Employmnt Gdnce Counslr	1971	1994	40	6808.46	LTD Basic	LTD Optional	
M	Employmnt Gdnce Counslr	1967	1997	40	6808.46	LTD Basic	LTD Optional	
F	Employmnt Gdnce Counslr	1971	2002	40	6808.46	LTD Basic	LTD Optional	
F	Employmnt Gdnce Counslr	1969	2012	40	5504.41	LTD Basic	LTD Optional	
F	Employmnt Gdnce Counslr	1978	2013	40	6187.94	LTD Basic	LTD Optional	
M	Employmnt Gdnce Counslr	1947	1998	40	6808.46	LTD Basic		
M	Employmnt Gdnce Counslr	1972	2004	40	6488.15	LTD Basic		
F	Employmnt Gdnce Counslr	1971	1998	40	6488.15	LTD Basic		
M	Employmnt Gdnce Counslr	1959	2016	40	4539.42	LTD Basic		
M	Employmnt Gdnce Counslr	1987	2015	40	4720.36	LTD Basic		
F	Employmnt Gdnce Counslr	1990	2015	40	4899.96	LTD Basic		
M	Employmnt Gdnce Counslr	1967	2011	40	6187.94	LTD Basic		
F	Employmnt Gdnce Counslr	1975	2003	40	6488.15	LTD Basic		
F	Employmnt Gdnce Counslr	1955	2009	40	6187.94	LTD Basic		
M	Employmnt Gdnce Counslr	1951	1986	40	7258.80	LTD Basic		
F	Employmnt Gdnce Counslr	1981	2014	40	4899.96	LTD Basic		
F	Employmnt Gdnce Counslr	1981	2012	40	6187.94	LTD Basic		
M	Employmnt Gdnce Counslr	1981	2012	40	5946.68	LTD Basic		
M	Engineer	1952	1976	40	6808.46	LTD Basic	LTD Optional	STD 60
F	Engineer	1977	2012	40	8790.70	LTD Basic	LTD Optional	STD 60
M	Engineer	1981	2007	40	7697.05	LTD Basic	LTD Optional	STD 90
M	Engineer	1971	2006	40	9915.17	LTD Basic	LTD Optional	STD 90
M	Engineer	1986	2010	40	7402.20	LTD Basic	LTD Optional	
F	Engineer	1965	1987	40	8868.45	LTD Basic	LTD Optional	
F	Engineer	1977	2008	40	8790.70	LTD Basic	LTD Optional	
M	Engineer	1987	2004	40	5193.46	LTD Basic		
M	Engineer	1978	2016	40	6088.77	LTD Basic		
M	Engineer	1955	2012	32.5	7350.45	LTD Basic		
M	Engineering Technician	1990	2014	40	4186.93	LTD Basic	LTD Optional	STD 60
M	Engineering Technician	1968	2017	40	3869.29	LTD Basic	LTD Optional	STD 60

LONG TERM DISABILITY AND SHORT TERM DIABILITY CENSUS

APPENDIX I

Gender	Occupation	Birth Year	Hire Year	Eligible Hours	Monthly Salary	LTD Basic	LTD Optional	STDClass
M	Engineering Technician	1957	1989	40	6839.29	LTD Basic	LTD Optional	STD 90
M	Engineering Technician	1980	2008	40	5275.21	LTD Basic	LTD Optional	
M	Engineering Technician	1963	1989	40	6839.29	LTD Basic	LTD Optional	
M	Engineering Technician	1968	1989	40	6839.29	LTD Basic	LTD Optional	
M	Engineering Technician	1980	2010	40	5275.21	LTD Basic	LTD Optional	
M	Engineering Technician	1994	2017	40	3479.29	LTD Basic		
M	Engineering Technician	1958	2006	40	5166.65	LTD Basic		
M	Engineering Technician	1991	2015	40	4028.80	LTD Basic		
M	Engineering Technician	1979	2017	40	4186.93	LTD Basic		
M	Engineering Technician	1984	2014	40	4700.25	LTD Basic		
M	Engineering Technician	1977	2005	40	5537.91	LTD Basic		
M	Engineering Technician	1968	2005	40	5537.91	LTD Basic		
M	Engineering Technician	1975	2014	40	4521.99	LTD Basic		
M	Engineering Technician	1977	2006	40	6226.80	LTD Basic		
M	Engineering Technician	1976	2007	40	5488.34	LTD Basic		
F	Environmtal Health Speclst	1991	2013	40	4618.50	LTD Basic	LTD Optional	STD 30
M	Environmtal Health Speclst	1980	2008	40	6187.94	LTD Basic	LTD Optional	STD 30
M	Environmtal Health Speclst	1972	2006	40	6110.21	LTD Basic	LTD Optional	STD 30
F	Environmtal Health Speclst	1979	2006	32	4950.35	LTD Basic		STD 30
F	Environmtal Health Speclst	1965	1994	40	7115.39	LTD Basic		STD 30
F	Environmtal Health Speclst	1979	2005	40	6488.15	LTD Basic		STD 30
M	Environmtal Health Speclst	1955	1990	40	7258.80	LTD Basic	LTD Optional	
M	Environmtal Health Speclst	1982	2008	40	5823.40	LTD Basic	LTD Optional	
F	Environmtal Health Speclst	1987	2017	40	4985.73	LTD Basic		
F	Environmtal Health Speclst	1994	2016	40	4442.94	LTD Basic		
M	Environmtal Health Speclst	1974	2002	40	6488.15	LTD Basic		
M	Environmtal Health Speclst	1959	1987	40	7258.80	LTD Basic		
M	Environmtal Health Speclst	1976	2004	40	6488.15	LTD Basic		
M	Environmtal Health Speclst	1977	2004	40	6488.15	LTD Basic		
M	Environmtal Health Speclst	1979	2007	40	5823.40	LTD Basic		
F	Environmtal Health Speclst	1982	2007	40	5823.40	LTD Basic		
M	Environmtal Health Speclst	1961	1988	40	6840.64	LTD Basic		
M	Facility Administrator	1972	1998	40	9121.74	LTD Basic	LTD Optional	STD 30
F	Facility Administrator	1972	2000	40	8613.79	LTD Basic	LTD Optional	STD 90
F	Facility Administrator	1951	2011	40	6611.33	LTD Basic	LTD Optional	STD 90
F	Facility Administrator	1970	2011	40	9505.05	LTD Basic	LTD Optional	
M	Facility Administrator	1961	1988	40	9305.36	LTD Basic	LTD Optional	
M	Facility Administrator	1958	1987	40	8994.44	LTD Basic	LTD Optional	
M	Facility Administrator	1960	2015	40	10527.68	LTD Basic		
M	Facility Administrator	1953	1976	40	9350.94	LTD Basic		
M	Facility Administrator	1959	1984	40	10527.68	LTD Basic		
F	Financial Worker	1959	1992	40	6808.46	LTD Basic	LTD Optional	STD 30
F	Financial Worker	1976	2016	40	3468.56	LTD Basic	LTD Optional	STD 30
F	Financial Worker	1976	2017	40	3252.79	LTD Basic	LTD Optional	STD 30
F	Financial Worker	1991	2017	40	3361.35	LTD Basic	LTD Optional	STD 30

LONG TERM DISABILITY AND SHORT TERM DIABILITY CENSUS

APPENDIX I

Gender	Occupation	Birth Year	Hire Year	Eligible Hours	Monthly Salary	LTD Basic	LTD Optional	STDClass
F	Financial Worker	1983	2014	40	3252.79	LTD Basic	LTD Optional	STD 30
F	Financial Worker	1986	2017	40	3252.79	LTD Basic	LTD Optional	STD 30
F	Financial Worker	1975	2017	40	3252.79	LTD Basic	LTD Optional	STD 30
F	Financial Worker	1988	2016	40	3468.56	LTD Basic	LTD Optional	STD 30
F	Financial Worker	1958	2017	40	3252.79	LTD Basic	LTD Optional	STD 30
F	Financial Worker	1980	2016	40	3468.56	LTD Basic	LTD Optional	STD 30
F	Financial Worker	1984	2017	40	3361.35	LTD Basic	LTD Optional	STD 30
F	Financial Worker	1972	2017	40	3252.79	LTD Basic	LTD Optional	STD 30
F	Financial Worker	1962	2001	40	4696.23	LTD Basic	LTD Optional	STD 30
M	Financial Worker	1964	2006	40	4477.78	LTD Basic	LTD Optional	STD 30
F	Financial Worker	1977	2009	40	4267.36	LTD Basic	LTD Optional	STD 30
F	Financial Worker	1973	2011	40	4267.36	LTD Basic	LTD Optional	STD 30
F	Financial Worker	1969	1993	40	5505.76	LTD Basic	LTD Optional	STD 30
F	Financial Worker	1972	1998	40	4696.23	LTD Basic	LTD Optional	STD 30
F	Financial Worker	1968	2000	40	4496.53	LTD Basic	LTD Optional	STD 30
F	Financial Worker	1963	2011	40	4267.36	LTD Basic	LTD Optional	STD 30
M	Financial Worker	1985	2014	40	4105.18	LTD Basic	LTD Optional	STD 30
F	Financial Worker	1970	2008	40	4477.78	LTD Basic	LTD Optional	STD 30
F	Financial Worker	1982	2013	40	4267.36	LTD Basic	LTD Optional	STD 30
F	Financial Worker	1984	2013	40	4267.36	LTD Basic	LTD Optional	STD 30
F	Financial Worker	1961	1997	40	5008.52	LTD Basic	LTD Optional	STD 30
F	Financial Worker	1962	2015	40	3953.74	LTD Basic	LTD Optional	STD 30
F	Financial Worker	1978	2008	40	4477.78	LTD Basic	LTD Optional	STD 30
F	Financial Worker	1977	2013	40	4267.36	LTD Basic	LTD Optional	STD 30
F	Financial Worker	1973	2014	40	4105.18	LTD Basic	LTD Optional	STD 30
F	Financial Worker	1979	2007	40	4267.36	LTD Basic	LTD Optional	STD 30
F	Financial Worker	1960	2013	40	4267.36	LTD Basic	LTD Optional	STD 30
F	Financial Worker	1971	1999	40	5008.52	LTD Basic	LTD Optional	STD 30
F	Financial Worker	1978	2013	40	4267.36	LTD Basic	LTD Optional	STD 30
F	Financial Worker	1960	1997	40	5008.52	LTD Basic	LTD Optional	STD 30
F	Financial Worker	1986	2015	40	3953.74	LTD Basic	LTD Optional	STD 30
F	Financial Worker	1964	2001	40	5008.52	LTD Basic	LTD Optional	STD 30
F	Financial Worker	1960	2000	40	5255.12	LTD Basic	LTD Optional	STD 30
F	Financial Worker	1960	1987	40	5863.59	LTD Basic	LTD Optional	STD 30
F	Financial Worker	1967	1993	40	5505.76	LTD Basic	LTD Optional	STD 30
F	Financial Worker	1981	2014	40	5003.15	LTD Basic	LTD Optional	STD 30
F	Financial Worker	1984	2005	40	5003.15	LTD Basic	LTD Optional	STD 30
F	Financial Worker	1964	1989	40	5863.59	LTD Basic	LTD Optional	STD 30
F	Financial Worker	1979	2001	40	5823.40	LTD Basic	LTD Optional	STD 30
F	Financial Worker	1971	1998	40	5505.76	LTD Basic	LTD Optional	STD 30
F	Financial Worker	1958	1978	40	5981.53	LTD Basic	LTD Optional	STD 30
F	Financial Worker	1967	1992	40	5505.76	LTD Basic	LTD Optional	STD 30
F	Financial Worker	1967	2006	40	5823.40	LTD Basic	LTD Optional	STD 30
F	Financial Worker	1976	2006	40	5003.15	LTD Basic	LTD Optional	STD 30
M	Financial Worker	1981	2013	40	5003.15	LTD Basic	LTD Optional	STD 30

LONG TERM DISABILITY AND SHORT TERM DIABILITY CENSUS

APPENDIX I

Gender	Occupation	Birth Year	Hire Year	Eligible Hours	Monthly Salary	LTD Basic	LTD Optional	STDClass
F	Financial Worker	1958	1997	40	5255.12	LTD Basic	LTD Optional	STD 30
F	Financial Worker	1964	1995	40	5255.12	LTD Basic	LTD Optional	STD 30
F	Financial Worker	1963	2001	40	5003.15	LTD Basic	LTD Optional	STD 30
M	Financial Worker	1959	1984	40	5863.59	LTD Basic	LTD Optional	STD 30
F	Financial Worker	1974	2012	40	4630.55	LTD Basic	LTD Optional	STD 30
F	Financial Worker	1976	2002	40	5094.29	LTD Basic	LTD Optional	STD 30
F	Financial Worker	1967	2014	40	5003.15	LTD Basic	LTD Optional	STD 30
F	Financial Worker	1970	2014	40	4459.01	LTD Basic	LTD Optional	STD 30
F	Financial Worker	1977	2011	40	5003.15	LTD Basic	LTD Optional	STD 30
F	Financial Worker	1957	1987	40	5981.53	LTD Basic	LTD Optional	STD 30
F	Financial Worker	1952	2007	40	5003.15	LTD Basic	LTD Optional	STD 30
F	Financial Worker	1967	1993	40	5505.76	LTD Basic	LTD Optional	STD 30
F	Financial Worker	1974	2013	40	4459.01	LTD Basic	LTD Optional	STD 30
F	Financial Worker	1960	2011	40	5003.15	LTD Basic	LTD Optional	STD 30
F	Financial Worker	1957	2001	40	5109.04	LTD Basic	LTD Optional	STD 30
F	Financial Worker	1977	1997	30	3941.34	LTD Basic	LTD Optional	STD 30
F	Financial Worker	1980	2001	40	5255.12	LTD Basic	LTD Optional	STD 30
F	Financial Worker	1967	2013	40	5823.40	LTD Basic	LTD Optional	STD 30
F	Financial Worker	1962	1994	40	5863.59	LTD Basic	LTD Optional	STD 30
F	Financial Worker	1980	2012	40	4459.01	LTD Basic	LTD Optional	STD 30
F	Financial Worker	1970	2002	40	5255.12	LTD Basic	LTD Optional	STD 30
F	Financial Worker	1953	1988	40	4382.61	LTD Basic	LTD Optional	STD 30
F	Financial Worker	1961	1999	40	5505.76	LTD Basic	LTD Optional	STD 30
F	Financial Worker	1990	2016	40	3468.56	LTD Basic		STD 30
F	Financial Worker	1985	2016	40	3468.56	LTD Basic		STD 30
F	Financial Worker	1989	2017	40	3252.79	LTD Basic		STD 30
F	Financial Worker	1982	2017	40	3361.35	LTD Basic		STD 30
F	Financial Worker	1988	2017	40	3361.35	LTD Basic		STD 30
F	Financial Worker	1977	2017	40	3252.79	LTD Basic		STD 30
F	Financial Worker	1990	2017	40	3252.79	LTD Basic		STD 30
M	Financial Worker	1989	2017	40	3361.35	LTD Basic		STD 30
F	Financial Worker	1962	1999	40	3468.56	LTD Basic		STD 30
F	Financial Worker	1983	2004	40	4477.78	LTD Basic		STD 30
F	Financial Worker	1975	2010	40	4267.36	LTD Basic		STD 30
F	Financial Worker	1967	2000	40	4696.23	LTD Basic		STD 30
F	Financial Worker	1960	2012	40	4267.36	LTD Basic		STD 30
F	Financial Worker	1968	2000	40	4696.23	LTD Basic		STD 30
F	Financial Worker	1959	2012	40	4267.36	LTD Basic		STD 30
M	Financial Worker	1972	2008	40	5003.15	LTD Basic		STD 30
F	Financial Worker	1983	2014	40	4105.18	LTD Basic		STD 30
F	Financial Worker	1968	2015	40	3953.74	LTD Basic		STD 30
F	Financial Worker	1969	1996	40	5008.52	LTD Basic		STD 30
M	Financial Worker	1985	2014	40	4630.55	LTD Basic		STD 30
F	Financial Worker	1989	2014	40	4105.18	LTD Basic		STD 30
M	Financial Worker	1962	2001	40	5505.76	LTD Basic		STD 30

LONG TERM DISABILITY AND SHORT TERM DIABILITY CENSUS

APPENDIX I

Gender	Occupation	Birth Year	Hire Year	Eligible Hours	Monthly Salary	LTD Basic	LTD Optional	STDClass
F	Financial Worker	1957	2002	40	4696.23	LTD Basic		STD 30
F	Financial Worker	1971	2001	40	5003.15	LTD Basic		STD 30
F	Financial Worker	1971	2014	40	5823.40	LTD Basic		STD 30
F	Financial Worker	1984	2011	40	4818.19	LTD Basic		STD 30
M	Financial Worker	1979	2008	40	5003.15	LTD Basic		STD 30
M	Financial Worker	1986	2014	40	4630.55	LTD Basic		STD 30
F	Financial Worker	1958	1981	40	5981.53	LTD Basic		STD 30
F	Financial Worker	1987	2014	40	4459.01	LTD Basic		STD 30
F	Financial Worker	1968	2007	40	5003.15	LTD Basic		STD 30
F	Financial Worker	1984	2000	40	4696.23	LTD Basic		STD 30
F	Financial Worker	1961	1993	40	5008.52	LTD Basic	LTD Optional	STD 60
F	Financial Worker	1982	2007	40	4477.78	LTD Basic	LTD Optional	STD 60
F	Financial Worker	1955	2014	40	4105.18	LTD Basic	LTD Optional	STD 60
F	Financial Worker	1959	2010	40	6057.94	LTD Basic	LTD Optional	STD 60
F	Financial Worker	1970	2012	40	4267.36	LTD Basic	LTD Optional	STD 60
F	Financial Worker	1982	2013	40	4459.01	LTD Basic	LTD Optional	STD 60
F	Financial Worker	1976	2004	40	5610.30	LTD Basic	LTD Optional	STD 60
F	Financial Worker	1956	1980	40	5981.53	LTD Basic	LTD Optional	STD 60
F	Financial Worker	1961	1985	40	5863.59	LTD Basic	LTD Optional	STD 60
M	Financial Worker	1961	1990	40	5863.59	LTD Basic	LTD Optional	STD 60
M	Financial Worker	1957	2015	40	5505.76	LTD Basic	LTD Optional	STD 60
F	Financial Worker	1985	2011	40	4459.01	LTD Basic	LTD Optional	STD 60
M	Financial Worker	1980	2016	40	5003.15	LTD Basic	LTD Optional	STD 60
F	Financial Worker	1954	1985	40	5109.04	LTD Basic		STD 60
F	Financial Worker	1987	2015	40	3953.74	LTD Basic		STD 60
F	Financial Worker	1978	2000	40	5255.12	LTD Basic		STD 60
F	Financial Worker	1985	2016	40	3468.56	LTD Basic	LTD Optional	STD 90
F	Financial Worker	1966	2012	40	4267.36	LTD Basic	LTD Optional	STD 90
F	Financial Worker	1979	2010	40	4267.36	LTD Basic	LTD Optional	STD 90
M	Financial Worker	1960	2007	40	4477.78	LTD Basic	LTD Optional	STD 90
F	Financial Worker	1984	2013	40	4446.96	LTD Basic	LTD Optional	STD 90
F	Financial Worker	1962	2002	40	4696.23	LTD Basic	LTD Optional	STD 90
F	Financial Worker	1960	1994	40	5008.52	LTD Basic	LTD Optional	STD 90
F	Financial Worker	1962	2009	40	5003.15	LTD Basic	LTD Optional	STD 90
F	Financial Worker	1982	2015	40	3953.74	LTD Basic	LTD Optional	STD 90
F	Financial Worker	1965	2015	40	3953.74	LTD Basic	LTD Optional	STD 90
M	Financial Worker	1970	2000	40	5823.40	LTD Basic	LTD Optional	STD 90
F	Financial Worker	1956	2001	40	5255.12	LTD Basic	LTD Optional	STD 90
F	Financial Worker	1961	1984	40	5981.53	LTD Basic	LTD Optional	STD 90
M	Financial Worker	1960	2001	40	4477.78	LTD Basic	LTD Optional	STD 90
F	Financial Worker	1975	2007	40	5003.15	LTD Basic	LTD Optional	STD 90
M	Financial Worker	1962	1995	40	5505.76	LTD Basic	LTD Optional	STD 90
M	Financial Worker	1960	1996	40	5505.76	LTD Basic	LTD Optional	STD 90
F	Financial Worker	1983	2013	40	4630.55	LTD Basic	LTD Optional	STD 90
M	Financial Worker	1976	2013	40	4459.01	LTD Basic	LTD Optional	STD 90

LONG TERM DISABILITY AND SHORT TERM DIABILITY CENSUS

APPENDIX I

Gender	Occupation	Birth Year	Hire Year	Eligible Hours	Monthly Salary	LTD Basic	LTD Optional	STDClass
F	Financial Worker	1976	1997	40	5255.12	LTD Basic	LTD Optional	STD 90
F	Financial Worker	1966	1994	40	5863.59	LTD Basic	LTD Optional	STD 90
F	Financial Worker	1958	2012	40	4818.19	LTD Basic	LTD Optional	STD 90
F	Financial Worker	1978	2001	40	5255.12	LTD Basic	LTD Optional	STD 90
M	Financial Worker	1975	2016	40	3468.56	LTD Basic		STD 90
F	Financial Worker	1956	2017	40	3468.56	LTD Basic		STD 90
F	Financial Worker	1989	2017	40	3252.79	LTD Basic		STD 90
F	Financial Worker	1987	2017	40	3252.79	LTD Basic		STD 90
F	Financial Worker	1973	2016	40	3468.56	LTD Basic		STD 90
F	Financial Worker	1970	2017	40	3252.79	LTD Basic		STD 90
F	Financial Worker	1967	2008	40	4477.78	LTD Basic		STD 90
M	Financial Worker	1952	1994	40	5255.12	LTD Basic		STD 90
F	Financial Worker	1986	2017	40	3361.35	LTD Basic	LTD Optional	
F	Financial Worker	1990	2017	40	3252.79	LTD Basic	LTD Optional	
F	Financial Worker	1969	2017	40	3082.57	LTD Basic	LTD Optional	
M	Financial Worker	1993	2016	40	3468.56	LTD Basic	LTD Optional	
F	Financial Worker	1985	2010	40	3583.83	LTD Basic	LTD Optional	
F	Financial Worker	1954	1991	40	5109.04	LTD Basic	LTD Optional	
M	Financial Worker	1975	2007	40	4477.78	LTD Basic	LTD Optional	
F	Financial Worker	1958	1978	40	5109.04	LTD Basic	LTD Optional	
F	Financial Worker	1974	2015	40	4267.36	LTD Basic	LTD Optional	
F	Financial Worker	1958	2014	40	4105.18	LTD Basic	LTD Optional	
F	Financial Worker	1981	2010	40	4267.36	LTD Basic	LTD Optional	
F	Financial Worker	1953	2003	40	4477.78	LTD Basic	LTD Optional	
F	Financial Worker	1987	2015	40	3953.74	LTD Basic	LTD Optional	
F	Financial Worker	1975	2015	40	3953.74	LTD Basic	LTD Optional	
F	Financial Worker	1967	1901	40	4267.36	LTD Basic	LTD Optional	
M	Financial Worker	1969	2015	40	3953.74	LTD Basic	LTD Optional	
F	Financial Worker	1953	1987	40	5863.59	LTD Basic	LTD Optional	
F	Financial Worker	1973	1998	40	5505.76	LTD Basic	LTD Optional	
F	Financial Worker	1962	1981	40	5981.53	LTD Basic	LTD Optional	
M	Financial Worker	1970	2007	40	5003.15	LTD Basic	LTD Optional	
M	Financial Worker	1963	1995	40	5505.76	LTD Basic	LTD Optional	
F	Financial Worker	1961	1984	40	5981.53	LTD Basic	LTD Optional	
M	Financial Worker	1956	1984	40	5981.53	LTD Basic	LTD Optional	
F	Financial Worker	1964	2001	40	5255.12	LTD Basic	LTD Optional	
F	Financial Worker	1974	2001	40	5255.12	LTD Basic	LTD Optional	
F	Financial Worker	1965	2002	40	5255.12	LTD Basic	LTD Optional	
M	Financial Worker	1981	2014	40	5003.15	LTD Basic	LTD Optional	
M	Financial Worker	1977	2013	40	4630.55	LTD Basic	LTD Optional	
F	Financial Worker	1956	2003	40	5823.40	LTD Basic	LTD Optional	
M	Financial Worker	1984	2016	40	3468.56	LTD Basic		
M	Financial Worker	1959	2015	40	3583.83	LTD Basic		
M	Financial Worker	1980	2013	40	3835.79	LTD Basic		
M	Financial Worker	1987	2016	40	3468.56	LTD Basic		

Gender	Occupation	Birth Year	Hire Year	Eligible Hours	Monthly Salary	LTD Basic	LTD Optional	STDClass
F	Financial Worker	1989	2016	40	3468.56	LTD Basic		
F	Financial Worker	1984	2016	40	3468.56	LTD Basic		
F	Financial Worker	1972	2016	40	3468.56	LTD Basic		
F	Financial Worker	1971	2017	40	3252.79	LTD Basic		
M	Financial Worker	1976	2015	40	3468.56	LTD Basic		
M	Financial Worker	1989	2016	40	3468.56	LTD Basic		
M	Financial Worker	1987	2015	40	3583.83	LTD Basic		
M	Financial Worker	1985	2017	40	3252.79	LTD Basic		
F	Financial Worker	1980	2010	40	3468.56	LTD Basic		
F	Financial Worker	1982	2016	40	3468.56	LTD Basic		
M	Financial Worker	1990	2016	40	3468.56	LTD Basic		
M	Financial Worker	1985	2016	40	3468.56	LTD Basic		
F	Financial Worker	1978	2017	40	3361.35	LTD Basic		
M	Financial Worker	1985	2016	40	3468.56	LTD Basic		
M	Financial Worker	1980	2016	40	3468.56	LTD Basic		
F	Financial Worker	1980	2016	40	3583.83	LTD Basic		
F	Financial Worker	1978	2015	40	3252.79	LTD Basic		
M	Financial Worker	1993	2016	40	3468.56	LTD Basic		
F	Financial Worker	1977	2016	40	3468.56	LTD Basic		
F	Financial Worker	1983	2015	40	3711.16	LTD Basic		
F	Financial Worker	1990	2016	40	3468.56	LTD Basic		
F	Financial Worker	1981	2017	40	3583.83	LTD Basic		
F	Financial Worker	1984	2016	40	3468.56	LTD Basic		
F	Financial Worker	1989	2016	40	3468.56	LTD Basic		
M	Financial Worker	1970	2016	40	3468.56	LTD Basic		
M	Financial Worker	1981	2016	40	3468.56	LTD Basic		
F	Financial Worker	1981	2016	40	3468.56	LTD Basic		
F	Financial Worker	1977	2017	40	3252.79	LTD Basic		
F	Financial Worker	1991	2017	40	3252.79	LTD Basic		
F	Financial Worker	1983	2017	40	3252.79	LTD Basic		
F	Financial Worker	1974	2004	40	4696.23	LTD Basic		
F	Financial Worker	1981	2012	40	4267.36	LTD Basic		
F	Financial Worker	1965	2009	40	5003.15	LTD Basic		
M	Financial Worker	1963	2000	40	4696.23	LTD Basic		
F	Financial Worker	1958	1990	40	5109.04	LTD Basic		
F	Financial Worker	1976	2009	40	4267.36	LTD Basic		
M	Financial Worker	1955	1980	40	5109.04	LTD Basic		
F	Financial Worker	1965	2011	40	4267.36	LTD Basic		
F	Financial Worker	1957	1985	40	5109.04	LTD Basic		
F	Financial Worker	1979	2002	40	4696.23	LTD Basic		
M	Financial Worker	1984	2015	40	3953.74	LTD Basic		
F	Financial Worker	1977	2015	40	3953.74	LTD Basic		
F	Financial Worker	1983	2010	40	4630.55	LTD Basic		
F	Financial Worker	1976	2015	40	3953.74	LTD Basic		
F	Financial Worker	1984	2014	40	4105.18	LTD Basic		

Gender	Occupation	Birth Year	Hire Year	Eligible Hours	Monthly Salary	LTD Basic	LTD Optional	STDClass
F	Financial Worker	1987	2014	40	4105.18	LTD Basic		
M	Financial Worker	1984	2014	40	4105.18	LTD Basic		
M	Financial Worker	1980	2014	40	4105.18	LTD Basic		
F	Financial Worker	1986	2013	40	4105.18	LTD Basic		
F	Financial Worker	1967	2014	40	4105.18	LTD Basic		
F	Financial Worker	1976	2011	40	4267.36	LTD Basic		
F	Financial Worker	1978	2014	40	3953.74	LTD Basic		
F	Financial Worker	1990	2016	40	3678.99	LTD Basic		
F	Financial Worker	1980	2015	40	3953.74	LTD Basic		
F	Financial Worker	1964	2008	40	4696.23	LTD Basic		
M	Financial Worker	1991	2015	40	3953.74	LTD Basic		
M	Financial Worker	1990	2015	40	3953.74	LTD Basic		
F	Financial Worker	1976	2013	40	4105.18	LTD Basic		
F	Financial Worker	1982	2015	40	3953.74	LTD Basic		
F	Financial Worker	1984	2014	40	4105.18	LTD Basic		
F	Financial Worker	1969	2013	40	4267.36	LTD Basic		
M	Financial Worker	1954	2002	40	4696.23	LTD Basic		
F	Financial Worker	1971	2014	40	4105.18	LTD Basic		
M	Financial Worker	1966	2015	40	3953.74	LTD Basic		
M	Financial Worker	1977	2015	40	3953.74	LTD Basic		
F	Financial Worker	1983	2014	40	4105.18	LTD Basic		
F	Financial Worker	1989	2014	40	4105.18	LTD Basic		
F	Financial Worker	1981	2012	40	4477.78	LTD Basic		
F	Financial Worker	1980	2015	40	3953.74	LTD Basic		
F	Financial Worker	1990	2014	40	4459.01	LTD Basic		
F	Financial Worker	1988	2005	40	3953.74	LTD Basic		
F	Financial Worker	1973	2013	40	4267.36	LTD Basic		
F	Financial Worker	1984	2015	40	3953.74	LTD Basic		
M	Financial Worker	1969	2014	40	4105.18	LTD Basic		
M	Financial Worker	1959	2014	40	3711.16	LTD Basic		
F	Financial Worker	1968	2013	40	4267.36	LTD Basic		
F	Financial Worker	1978	2012	40	4800.77	LTD Basic		
M	Financial Worker	1990	2013	40	4267.36	LTD Basic		
F	Financial Worker	1988	2014	40	4105.18	LTD Basic		
F	Financial Worker	1982	2013	40	4105.18	LTD Basic		
M	Financial Worker	1959	1994	40	5255.12	LTD Basic		
F	Financial Worker	1969	1994	40	5255.12	LTD Basic		
F	Financial Worker	1961	1979	40	5981.53	LTD Basic		
F	Financial Worker	1963	1989	40	5863.59	LTD Basic		
M	Financial Worker	1963	1990	40	5255.12	LTD Basic		
M	Financial Worker	1980	2007	40	5003.15	LTD Basic		
F	Financial Worker	1964	2004	40	5003.15	LTD Basic		
F	Financial Worker	1973	2007	40	5003.15	LTD Basic		
M	Financial Worker	1962	2010	40	5003.15	LTD Basic		
F	Financial Worker	1980	2010	40	4459.01	LTD Basic		

LONG TERM DISABILITY AND SHORT TERM DIABILITY CENSUS

APPENDIX I

Gender	Occupation	Birth Year	Hire Year	Eligible Hours	Monthly Salary	LTD Basic	LTD Optional	STDClass
F	Financial Worker	1989	2015	40	3583.83	LTD Basic		
F	Financial Worker	1983	2012	40	4630.55	LTD Basic		
F	Financial Worker	1969	1993	40	5505.76	LTD Basic		
F	Financial Worker	1962	2000	40	5505.76	LTD Basic		
F	Financial Worker	1973	2014	40	5505.76	LTD Basic		
M	Financial Worker	1954	1984	40	5981.53	LTD Basic		
F	Financial Worker	1983	2011	40	4818.19	LTD Basic		
F	Financial Worker	1958	1996	40	5505.76	LTD Basic		
F	Financial Worker	1972	2013	40	4459.01	LTD Basic		
F	Financial Worker	1957	1996	40	5255.12	LTD Basic		
F	Financial Worker	1967	2014	40	4459.01	LTD Basic		
F	Financial Worker	1990	2015	40	3953.74	LTD Basic		
M	Financial Worker	1965	1990	40	5863.59	LTD Basic		
F	Financial Worker	1960	1987	40	5863.59	LTD Basic		
F	Financial Worker	1968	2009	40	5610.30	LTD Basic		
F	Financial Worker	1962	1996	40	5505.76	LTD Basic		
F	Food Service Worker	1955	2008	36	2795.75	LTD Basic		STD 60
F	Food Service Worker	1975	1994	40	3511.14	LTD Basic		
F	Food Service Worker	1987	2016	30	2210.16	LTD Basic		
F	Food Service Worker	1984	2016	24	1768.13	LTD Basic		
F	Food Service Worker	1987	2016	24	1768.13	LTD Basic		
F	Food Service Worker	1985	2014	32	2414.34	LTD Basic		
F	Food Service Worker	1963	2017	24	1681.28	LTD Basic		
F	Food Service Worker	1959	2017	20	1401.07	LTD Basic		
F	Forensic Technician	1982	2015	40	3390.83	LTD Basic		STD 30
F	Forensic Technician	1988	2013	40	3800.95	LTD Basic	LTD Optional	
F	Forensic Technician	1995	2016	40	3266.19	LTD Basic		
M	General Repair Worker	1958	1977	40	4581.16	LTD Basic		STD 30
M	General Repair Worker	1956	1988	40	4362.79	LTD Basic		
M	General Repair Worker	1958	2005	40	4411.33	LTD Basic		
F	Head Nurse	1956	2012	40	6358.10	LTD Basic	LTD Optional	STD 30
F	Head Nurse	1988	2011	40	6358.10	LTD Basic	LTD Optional	STD 30
F	Head Nurse	1957	2001	40	7152.17	LTD Basic		STD 30
M	Head Nurse	1958	2000	40	7478.01	LTD Basic	LTD Optional	STD 90
F	Head Nurse	1972	2016	40	5666.40	LTD Basic	LTD Optional	STD 90
F	Head Nurse	1958	1999	40	7478.01	LTD Basic		
F	Head Nurse	1958	2000	40	7628.53	LTD Basic		
F	Head Nurse	1971	2000	40	7152.17	LTD Basic		
F	Health Educator	1955	1992	40	7115.39	LTD Basic	LTD Optional	STD 30
F	Health Educator	1984	2014	40	5946.68	LTD Basic	LTD Optional	STD 30
F	Health Educator	1991	2016	40	4800.77	LTD Basic		STD 30
F	Health Educator	1957	2000	40	6808.46	LTD Basic		STD 30
F	Health Educator	1975	2007	40	6488.15	LTD Basic		STD 30
M	Health Educator	1977	2015	40	4899.96	LTD Basic	LTD Optional	STD 60
M	Health Educator	1982	2017	40	4618.50	LTD Basic		STD 60

LONG TERM DISABILITY AND SHORT TERM DIABILITY CENSUS

APPENDIX I

Gender	Occupation	Birth Year	Hire Year	Eligible Hours	Monthly Salary	LTD Basic	LTD Optional	STDClass
F	Health Educator	1955	1989	40	7258.80	LTD Basic	LTD Optional	
M	Health Educator	1969	2012	40	6187.94	LTD Basic	LTD Optional	
M	Health Educator	1979	2017	40	4618.50	LTD Basic		
F	Health Educator	1980	2008	40	5193.46	LTD Basic		
M	Health Educator	1988	2014	40	4442.94	LTD Basic		
F	Health Educator	1990	2014	40	4618.50	LTD Basic		
F	Health Educator	1958	1986	40	7258.80	LTD Basic		
F	Health Educator	1959	2010	40	6808.46	LTD Basic		
F	Health Educator	1961	2007	40	5946.68	LTD Basic		
M	Heavy Equipment Mechanic	1983	2009	40	5264.13	LTD Basic	LTD Optional	STD 30
M	Heavy Equipment Mechanic	1985	2014	40	5264.13	LTD Basic	LTD Optional	STD 30
M	Heavy Equipment Mechanic	1974	2008	40	5264.13	LTD Basic	LTD Optional	STD 30
M	Heavy Equipment Mechanic	1963	2013	40	5264.13	LTD Basic		STD 30
M	Heavy Equipment Mechanic	1974	2016	40	5264.13	LTD Basic		STD 30
M	Heavy Equipment Mechanic	1983	2014	40	5264.13	LTD Basic	LTD Optional	STD 60
M	Heavy Equipment Mechanic	1983	2016	40	5264.13	LTD Basic		STD 60
M	Heavy Equipment Mechanic	1965	1993	40	5539.90	LTD Basic	LTD Optional	STD 90
M	Heavy Equipment Mechanic	1983	2017	40	4737.72	LTD Basic	LTD Optional	STD 90
M	Heavy Equipment Mechanic	1976	2015	40	5264.13	LTD Basic		
M	Heavy Equipment Mechanic	1976	2017	40	4737.72	LTD Basic		
M	Heavy Equipment Operator	1971	2010	40	4633.20	LTD Basic	LTD Optional	STD 30
F	Heavy Equipment Operator	1959	1987	40	4977.86	LTD Basic	LTD Optional	STD 30
M	Heavy Equipment Operator	1982	2014	40	4633.20	LTD Basic	LTD Optional	STD 30
M	Heavy Equipment Operator	1987	2014	40	4633.20	LTD Basic	LTD Optional	STD 30
M	Heavy Equipment Operator	1964	1983	40	5310.58	LTD Basic	LTD Optional	STD 30
M	Heavy Equipment Operator	1977	2013	40	4945.20	LTD Basic	LTD Optional	STD 30
M	Heavy Equipment Operator	1957	1993	40	4880.25	LTD Basic		STD 30
M	Heavy Equipment Operator	1982	2014	40	4633.20	LTD Basic		STD 30
M	Heavy Equipment Operator	1987	2006	40	4667.87	LTD Basic		STD 30
M	Heavy Equipment Operator	1976	2014	40	4633.20	LTD Basic		STD 30
M	Heavy Equipment Operator	1968	2015	40	4633.20	LTD Basic		STD 30
M	Heavy Equipment Operator	1969	2004	40	4979.87	LTD Basic	LTD Optional	STD 60
M	Heavy Equipment Operator	1982	2011	40	4945.20	LTD Basic	LTD Optional	STD 60
M	Heavy Equipment Operator	1970	2002	40	4761.22	LTD Basic	LTD Optional	STD 90
M	Heavy Equipment Operator	1986	2014	40	4633.20	LTD Basic	LTD Optional	STD 90
M	Heavy Equipment Operator	1974	2010	40	4633.20	LTD Basic		
M	Heavy Equipment Operator	1966	2015	40	4633.20	LTD Basic		
M	Highway Maintenance Laborer	1957	1980	40	5131.28	LTD Basic	LTD Optional	STD 30
M	Highway Maintenance Laborer	1962	2017	40	4333.33	LTD Basic		STD 30
M	Highway Maintenance Laborer	1979	2011	40	4945.20	LTD Basic		STD 30
M	Highway Maintenance Laborer	1987	2011	40	4633.20	LTD Basic		STD 60
M	Highway Maintenance Laborer	1979	2010	40	4633.20	LTD Basic	LTD Optional	STD 90
M	Highway Maintenance Laborer	1973	1999	40	4761.22	LTD Basic	LTD Optional	STD 90
M	Highway Maintenance Laborer	1963	2011	40	4633.20	LTD Basic	LTD Optional	
M	Highway Maintenance Laborer	1965	2005	40	4979.87	LTD Basic	LTD Optional	

LONG TERM DISABILITY AND SHORT TERM DIABILITY CENSUS

APPENDIX I

Gender	Occupation	Birth Year	Hire Year	Eligible Hours	Monthly Salary	LTD Basic	LTD Optional	STDClass
M	Highway Maintenance Laborer	1985	2012	40	4633.20	LTD Basic		
M	Highway Maintenance Laborer	1971	2011	40	4633.20	LTD Basic		
M	Highway Maintenance Operator	1986	2007	40	4667.87	LTD Basic	LTD Optional	STD 30
M	Highway Maintenance Operator	1973	2008	40	4633.20	LTD Basic		STD 30
M	Highway Maintenance Operator	1982	2007	40	4667.87	LTD Basic		STD 30
M	Highway Maintenance Operator	1979	2009	40	4945.20	LTD Basic		
M	Highway Maintenance Operator	1967	1988	40	5310.58	LTD Basic		
M	Highway Maintenance Operator	1964	2003	40	4667.87	LTD Basic		
M	Highway Maintenance Supervisor	1964	1985	40	5742.97	LTD Basic	LTD Optional	STD 60
M	Highway Maintenance Supervisor	1969	2007	40	5469.56	LTD Basic		STD 90
M	Highway Maintenance Supervisor	1958	1979	40	6005.67	LTD Basic	LTD Optional	
M	Highway Maintenance Supervisor	1956	1980	40	6124.94	LTD Basic	LTD Optional	
M	Highway Maintenance Supervisor	1961	2016	40	5214.91	LTD Basic		
F	Human Resources Specialist	1979	2006	40	5277.91	LTD Basic	LTD Optional	STD 30
F	Human Resources Specialist	1977	2015	40	4800.77	LTD Basic	LTD Optional	STD 30
F	Human Resources Specialist	1958	1989	40	5027.27	LTD Basic	LTD Optional	STD 30
F	Human Resources Specialist	1968	2013	40	5193.46	LTD Basic	LTD Optional	STD 30
F	Human Resources Specialist	1961	2007	40	6682.48	LTD Basic	LTD Optional	STD 30
F	Human Resources Specialist	1968	2007	40	6356.80	LTD Basic	LTD Optional	STD 30
F	Human Resources Specialist	1961	1998	40	5277.91	LTD Basic		STD 30
F	Human Resources Specialist	1987	2015	40	5193.46	LTD Basic		STD 30
F	Human Resources Specialist	1986	2014	40	4503.25	LTD Basic		STD 30
F	Human Resources Specialist	1960	1980	40	5629.05	LTD Basic	LTD Optional	STD 60
F	Human Resources Specialist	1964	1985	40	5629.05	LTD Basic	LTD Optional	STD 90
F	Human Resources Specialist	1956	1998	40	5629.05	LTD Basic	LTD Optional	STD 90
F	Human Resources Specialist	1945	2007	40	6682.48	LTD Basic	LTD Optional	STD 90
F	Human Resources Specialist	1964	2017	40	4800.77	LTD Basic		
F	Human Resources Specialist	1950	2006	40	6356.80	LTD Basic		
F	Human Resources Specialist	1965	2015	40	6945.18	LTD Basic		
F	Human Resources Specialist	1977	1999	40	5823.40	LTD Basic		
F	Human Resources Specialist	1978	2013	40	4341.07	LTD Basic		
M	Information Services Worker	1958	2010	40	5722.88	LTD Basic	LTD Optional	STD 30
M	Information Services Worker	1967	2012	40	8601.74	LTD Basic	LTD Optional	STD 30
M	Information Services Worker	1957	2012	40	6677.14	LTD Basic	LTD Optional	STD 30
F	Information Services Worker	1968	1997	40	5953.40	LTD Basic	LTD Optional	STD 30
M	Information Services Worker	1958	2008	40	6986.74	LTD Basic	LTD Optional	STD 30
M	Information Services Worker	1991	2016	40	4270.03	LTD Basic	LTD Optional	STD 30
F	Information Services Worker	1961	1999	40	6057.94	LTD Basic	LTD Optional	STD 30
F	Information Services Worker	1954	2013	40	6178.55	LTD Basic	LTD Optional	STD 30
F	Information Services Worker	1965	2002	40	6682.48	LTD Basic	LTD Optional	STD 30
F	Information Services Worker	1986	2015	40	5722.88	LTD Basic	LTD Optional	STD 30
M	Information Services Worker	1968	2016	40	9167.32	LTD Basic	LTD Optional	STD 30
F	Information Services Worker	1955	1997	40	7221.28	LTD Basic	LTD Optional	STD 30
M	Information Services Worker	1967	2007	40	6295.15	LTD Basic	LTD Optional	STD 30
F	Information Services Worker	1956	1999	32	4099.02	LTD Basic	LTD Optional	STD 30

LONG TERM DISABILITY AND SHORT TERM DIABILITY CENSUS

APPENDIX I

Gender	Occupation	Birth Year	Hire Year	Eligible Hours	Monthly Salary	LTD Basic	LTD Optional	STDClass
F	Information Services Worker	1987	2015	40	5504.41	LTD Basic		STD 30
F	Information Services Worker	1974	2012	40	6986.74	LTD Basic		STD 30
M	Information Services Worker	1977	2011	40	5398.52	LTD Basic		STD 30
M	Information Services Worker	1982	2016	40	7659.53	LTD Basic	LTD Optional	STD 60
M	Information Services Worker	1976	2002	40	5504.41	LTD Basic	LTD Optional	STD 60
F	Information Services Worker	1965	2015	40	5094.29	LTD Basic	LTD Optional	STD 60
M	Information Services Worker	1952	1987	40	7699.75	LTD Basic	LTD Optional	STD 60
F	Information Services Worker	1976	1998	40	6953.22	LTD Basic	LTD Optional	STD 60
M	Information Services Worker	1965	2015	40	7699.75	LTD Basic	LTD Optional	STD 60
M	Information Services Worker	1962	2000	40	8280.08	LTD Basic	LTD Optional	STD 60
M	Information Services Worker	1956	1997	40	6986.74	LTD Basic		STD 60
M	Information Services Worker	1979	2017	40	4442.94	LTD Basic	LTD Optional	STD 90
M	Information Services Worker	1967	2006	40	7079.20	LTD Basic	LTD Optional	STD 90
F	Information Services Worker	1959	2017	40	8282.75	LTD Basic	LTD Optional	STD 90
F	Information Services Worker	1963	2012	40	5722.88	LTD Basic	LTD Optional	STD 90
F	Information Services Worker	1950	2017	40	7372.72	LTD Basic	LTD Optional	STD 90
M	Information Services Worker	1958	2009	40	5742.97	LTD Basic	LTD Optional	STD 90
M	Information Services Worker	1955	2017	40	8164.81	LTD Basic		STD 90
F	Information Services Worker	1977	1998	40	8658.03	LTD Basic		STD 90
M	Information Services Worker	1972	2001	40	7973.15	LTD Basic		STD 90
M	Information Services Worker	1954	2002	40	6001.65	LTD Basic	LTD Optional	
M	Information Services Worker	1981	2013	40	5492.35	LTD Basic	LTD Optional	
M	Information Services Worker	1955	1997	40	5323.46	LTD Basic	LTD Optional	
F	Information Services Worker	1962	2009	40	8826.89	LTD Basic	LTD Optional	
M	Information Services Worker	1961	1996	40	7548.30	LTD Basic	LTD Optional	
M	Information Services Worker	1958	2000	40	7699.75	LTD Basic	LTD Optional	
M	Information Services Worker	1963	2012	40	9732.90	LTD Basic	LTD Optional	
M	Information Services Worker	1972	2002	40	5504.41	LTD Basic	LTD Optional	
F	Information Services Worker	1958	1996	40	9350.94	LTD Basic	LTD Optional	
F	Information Services Worker	1960	1988	40	8658.03	LTD Basic	LTD Optional	
M	Information Services Worker	1959	1983	40	7233.34	LTD Basic	LTD Optional	
M	Information Services Worker	1963	1999	40	7221.28	LTD Basic	LTD Optional	
F	Information Services Worker	1963	1983	40	6707.97	LTD Basic		
M	Information Services Worker	1960	1977	40	8277.39	LTD Basic		
M	Information Services Worker	1952	2006	40	5856.90	LTD Basic		
M	Information Services Worker	1979	2006	40	4985.73	LTD Basic		
M	Information Services Worker	1967	2012	40	6411.77	LTD Basic		
M	Information Services Worker	1962	1985	40	7404.90	LTD Basic		
F	Information Services Worker	1968	1997	40	7699.75	LTD Basic		
M	Information Services Worker	1965	2015	40	6435.88	LTD Basic		
F	Information Services Worker	1963	2011	40	7659.53	LTD Basic		
M	Information Services Worker	1971	2015	40	6679.81	LTD Basic		
M	Information Services Worker	1986	2017	40	5094.29	LTD Basic		
F	Information Services Worker	1983	2016	40	4800.77	LTD Basic		
M	Information Services Worker	1981	2013	40	6178.55	LTD Basic		

LONG TERM DISABILITY AND SHORT TERM DIABILITY CENSUS

APPENDIX I

Gender	Occupation	Birth Year	Hire Year	Eligible Hours	Monthly Salary	LTD Basic	LTD Optional	STDClass
M	Information Services Worker	1984	2014	40	5193.46	LTD Basic		
F	Information Services Worker	1960	2013	40	6178.55	LTD Basic		
M	Information Services Worker	1977	2005	40	8448.95	LTD Basic		
M	Information Services Worker	1947	2001	40	8658.03	LTD Basic		
M	Information Services Worker	1967	2015	40	4800.77	LTD Basic		
M	Information Services Worker	1967	1998	40	8658.03	LTD Basic		
F	Information Services Worker	1962	2013	40	7861.92	LTD Basic		
F	Information Services Worker	1965	2001	40	9350.94	LTD Basic		
M	Information Services Worker	1980	2014	40	6815.18	LTD Basic		
M	Information Services Worker	1965	1995	40	7699.75	LTD Basic		
M	Information Services Worker	1970	2016	40	7548.30	LTD Basic		
M	Information Services Worker	1979	2014	40	6947.85	LTD Basic		
M	Information Services Worker	1962	1989	40	8658.03	LTD Basic		
M	Information Services Worker	1971	2013	40	7079.20	LTD Basic		
F	Information Services Worker	1986	2015	40	4800.77	LTD Basic		
M	Information Services Worker	1980	2016	40	4618.50	LTD Basic		
M	Information Services Worker	1957	1981	40	6137.73	LTD Basic		
F	Information Services Worker	1989	2014	40	4149.41	LTD Basic		
F	Intergovtal Rel Splst	1953	2008	40	9350.94	LTD Basic	LTD Optional	
M	Intergovtal Rel Splst	1948	1996	40	10947.17	LTD Basic		
F	Investigative Assistant	1968	2001	40	5042.02	LTD Basic	LTD Optional	STD 30
M	Investigative Assistant	1983	2007	40	5042.02	LTD Basic	LTD Optional	
M	Investigative Assistant	1976	2001	40	5042.02	LTD Basic		
M	Investigative Assistant	1983	2001	40	5042.02	LTD Basic		
F	Investigative Assistant	1977	2009	40	5042.02	LTD Basic		
F	Investigator	1979	2006	40	6356.80	LTD Basic	LTD Optional	STD 30
M	Investigator	1965	1999	40	6406.40	LTD Basic	LTD Optional	STD 30
M	Investigator	1951	1996	40	6335.36	LTD Basic	LTD Optional	STD 60
F	Investigator	1958	1985	40	7372.72	LTD Basic	LTD Optional	STD 90
M	Investigator	1982	2005	40	5193.46	LTD Basic		STD 90
M	Investigator - Med Exam Ofc	1964	1997	40	5976.19	LTD Basic	LTD Optional	STD 30
F	Investigator - Med Exam Ofc	1964	1991	40	5976.19	LTD Basic	LTD Optional	STD 30
F	Investigator - Med Exam Ofc	1982	2008	40	5193.46	LTD Basic		STD 30
M	Investigator - Med Exam Ofc	1973	1999	40	5717.51	LTD Basic	LTD Optional	STD 90
F	Investigator - Med Exam Ofc	1978	2004	40	5448.12	LTD Basic	LTD Optional	
M	Investigator - Med Exam Ofc	1983	2010	40	4985.73	LTD Basic	LTD Optional	
M	Investigator - Med Exam Ofc	1982	2009	40	5193.46	LTD Basic	LTD Optional	
F	Investigator - Med Exam Ofc	1969	2013	40	4361.16	LTD Basic		
M	Investigator - Med Exam Ofc	1958	1996	40	5976.19	LTD Basic		
M	Janitor/Building Guard	1959	1994	40	3814.35	LTD Basic	LTD Optional	STD 30
M	Janitor/Building Guard	1958	1992	40	3892.08	LTD Basic	LTD Optional	STD 30
M	Janitor/Building Guard	1985	2017	40	2734.11	LTD Basic	LTD Optional	STD 30
M	Janitor/Building Guard	1957	2013	40	3333.19	LTD Basic	LTD Optional	STD 30
F	Janitor/Building Guard	1959	2013	40	3224.63	LTD Basic		STD 30
F	Janitor/Building Guard	1968	2013	40	3224.63	LTD Basic		STD 30

LONG TERM DISABILITY AND SHORT TERM DIABILITY CENSUS

APPENDIX I

Gender	Occupation	Birth Year	Hire Year	Eligible Hours	Monthly Salary	LTD Basic	LTD Optional	STDClass
M	Janitor/Building Guard	1981	2004	40	3483.31	LTD Basic		STD 30
F	Janitor/Building Guard	1961	2011	40	3333.19	LTD Basic		STD 30
M	Janitor/Building Guard	1961	2013	40	3224.63	LTD Basic		STD 30
F	Janitor/Building Guard	1957	2007	40	3483.31	LTD Basic		STD 60
M	Janitor/Building Guard	1946	1974	20	1907.18	LTD Basic	LTD Optional	
M	Janitor/Building Guard	1991	2014	40	3118.77	LTD Basic	LTD Optional	
M	Janitor/Building Guard	1958	1991	40	3892.08	LTD Basic	LTD Optional	
M	Janitor/Building Guard	1968	1991	40	3892.08	LTD Basic	LTD Optional	
M	Janitor/Building Guard	1968	2000	40	3650.83	LTD Basic		
M	Janitor/Building Guard	1968	1993	40	3814.35	LTD Basic		
M	Janitor/Building Guard	1963	1992	40	3814.35	LTD Basic		
M	Janitor/Building Guard	1973	2001	40	3650.83	LTD Basic		
F	Janitor/Building Guard	1973	2000	40	3650.83	LTD Basic		
M	Janitor/Building Guard	1957	1982	40	3892.08	LTD Basic		
M	Janitor/Building Guard	1957	1985	40	3892.08	LTD Basic		
M	Janitor/Building Guard	1948	2012	40	3224.63	LTD Basic		
M	Janitor/Building Guard	1958	2004	40	3483.31	LTD Basic		
F	Kitchen Worker	1971	1989	40	3763.11	LTD Basic	LTD Optional	STD 30
M	Kitchen Worker	1958	1998	40	3460.20	LTD Basic		
F	Kitchen Worker	1963	1994	40	3694.76	LTD Basic		
M	Labor Crew Leader	1973	2004	40	4979.87	LTD Basic	LTD Optional	STD 30
M	Labor Crew Leader	1981	2007	40	4945.20	LTD Basic		STD 90
M	Landscape Designer	1976	2011	40	6951.89	LTD Basic	LTD Optional	STD 90
M	Landscape Designer	1986	2016	40	4192.30	LTD Basic		
M	Law Clerk	1985	2015	32	2803.80	LTD Basic	LTD Optional	
M	Law Clerk	1995	2015	20	1607.62	LTD Basic		
F	Law Clerk	1973	2003	40	8919.38	LTD Basic		
M	Law Clerk	1979	2016	32	2688.00	LTD Basic		
M	Law Clerk	1983	2016	36	3154.28	LTD Basic		
F	Law Clerk	1994	2017	25	2100.00	LTD Basic		
M	Law Clerk	1985	2016	20	1752.38	LTD Basic		
F	Law Clerk	1989	2016	32	2688.00	LTD Basic		
F	Law Clerk	1993	2017	20	1607.62	LTD Basic		
M	Law Clerk	1990	2017	20	1607.62	LTD Basic		
F	Legal Secretary	1961	1998	40	4538.09	LTD Basic	LTD Optional	STD 30
F	Legal Secretary	1966	1991	40	4629.23	LTD Basic	LTD Optional	STD 30
F	Legal Secretary	1992	2017	40	3286.29	LTD Basic	LTD Optional	STD 30
F	Legal Secretary	1984	2016	40	3794.23	LTD Basic	LTD Optional	STD 30
F	Legal Secretary	1955	1998	40	4538.09	LTD Basic		STD 30
F	Legal Secretary	1983	2015	40	3944.35	LTD Basic	LTD Optional	STD 60
F	Legal Secretary	1988	2014	40	3654.85	LTD Basic		STD 60
F	Legal Secretary	1979	2016	40	3944.35	LTD Basic		STD 60
F	Legal Secretary	1958	2006	40	4134.66	LTD Basic	LTD Optional	STD 90
F	Legal Secretary	1977	2005	40	3944.35	LTD Basic	LTD Optional	STD 90
F	Legal Secretary	1963	2015	40	3944.35	LTD Basic		

LONG TERM DISABILITY AND SHORT TERM DIABILITY CENSUS

APPENDIX I

Gender	Occupation	Birth Year	Hire Year	Eligible Hours	Monthly Salary	LTD Basic	LTD Optional	STDClass
F	Legal Secretary	1968	2010	40	3944.35	LTD Basic		
F	Legal Secretary	1985	2016	40	3944.35	LTD Basic		
F	Legal Secretary	1955	1990	40	4538.09	LTD Basic		
F	Legal Secretary	1958	2012	40	4134.66	LTD Basic		
F	Legal Secretary	1963	2011	40	4134.66	LTD Basic		
M	Library Worker	1969	1993	40	4851.71	LTD Basic	LTD Optional	STD 30
F	Library Worker	1949	1985	40	6461.34	LTD Basic	LTD Optional	STD 30
F	Library Worker	1967	2006	40	4899.96	LTD Basic	LTD Optional	STD 30
F	Library Worker	1983	2007	40	4899.96	LTD Basic	LTD Optional	STD 30
F	Library Worker	1971	2003	40	6458.67	LTD Basic	LTD Optional	STD 30
M	Library Worker	1969	2008	40	6458.67	LTD Basic	LTD Optional	STD 30
F	Library Worker	1990	2016	20	1254.48	LTD Basic	LTD Optional	STD 30
F	Library Worker	1969	1993	40	3128.13	LTD Basic	LTD Optional	STD 30
F	Library Worker	1965	2015	32	2058.62	LTD Basic		STD 30
F	Library Worker	1973	1999	40	6057.94	LTD Basic	LTD Optional	STD 60
F	Library Worker	1974	2006	32	4403.53	LTD Basic	LTD Optional	STD 60
F	Library Worker	1970	1997	32	4846.35	LTD Basic	LTD Optional	STD 60
F	Library Worker	1970	2002	40	6458.67	LTD Basic	LTD Optional	STD 60
F	Library Worker	1984	2016	30	1881.71	LTD Basic	LTD Optional	STD 60
F	Library Worker	1959	2005	32	4403.53	LTD Basic	LTD Optional	STD 90
F	Library Worker	1965	1994	40	6335.36	LTD Basic	LTD Optional	STD 90
F	Library Worker	1963	1993	40	7095.30	LTD Basic	LTD Optional	STD 90
F	Library Worker	1972	2000	30.5	3606.43	LTD Basic	LTD Optional	STD 90
F	Library Worker	1956	1975	40	5292.64	LTD Basic	LTD Optional	STD 90
F	Library Worker	1956	1999	32	2502.50	LTD Basic	LTD Optional	STD 90
F	Library Worker	1952	1997	34	2658.91	LTD Basic		STD 90
F	Library Worker	1966	2017	40	6001.65	LTD Basic	LTD Optional	
M	Library Worker	1979	2014	40	4361.16	LTD Basic	LTD Optional	
F	Library Worker	1964	1996	40	6057.94	LTD Basic	LTD Optional	
F	Library Worker	1953	1990	40	6335.36	LTD Basic	LTD Optional	
F	Library Worker	1960	1990	40	6461.34	LTD Basic	LTD Optional	
F	Library Worker	1971	2006	32	3919.97	LTD Basic	LTD Optional	
M	Library Worker	1970	2002	40	5776.47	LTD Basic	LTD Optional	
F	Library Worker	1972	2007	40	5504.41	LTD Basic	LTD Optional	
F	Library Worker	1965	1988	40	5776.47	LTD Basic	LTD Optional	
M	Library Worker	1953	1975	40	7237.35	LTD Basic	LTD Optional	
F	Library Worker	1961	1994	40	7095.30	LTD Basic	LTD Optional	
F	Library Worker	1951	1997	36	2815.32	LTD Basic	LTD Optional	
F	Library Worker	1949	2008	40	8613.79	LTD Basic		
F	Library Worker	1977	2005	32	4403.53	LTD Basic		
F	Library Worker	1956	1978	40	6057.94	LTD Basic		
M	Library Worker	1955	1993	40	6335.36	LTD Basic		
F	Library Worker	1967	1998	40	5776.47	LTD Basic		
F	Library Worker	1948	1987	20	2888.24	LTD Basic		
F	Library Worker	1954	1994	40	6057.94	LTD Basic		

LONG TERM DISABILITY AND SHORT TERM DIABILITY CENSUS

APPENDIX I

Gender	Occupation	Birth Year	Hire Year	Eligible Hours	Monthly Salary	LTD Basic	LTD Optional	STDClass
F	Library Worker	1952	1996	36	5452.14	LTD Basic		
F	Library Worker	1981	2012	40	5094.29	LTD Basic		
M	Library Worker	1982	1998	33	4042.47	LTD Basic		
F	Library Worker	1968	1999	17	2082.48	LTD Basic		
F	Library Worker	1963	1993	40	7095.30	LTD Basic		
M	Library Worker	1967	1986	40	7372.72	LTD Basic		
F	Library Worker	1961	2006	40	2892.27	LTD Basic		
F	Library Worker	1949	1998	22.5	1626.90	LTD Basic		
F	Library Worker	1984	2004	40	3004.84	LTD Basic		
M	Library Worker	1949	2005	24	1735.36	LTD Basic		
F	Library Worker	1946	2008	20	1404.58	LTD Basic		
F	Library Worker	1984	2010	32	2124.02	LTD Basic		
F	Library Worker	1974	2017	20	1216.27	LTD Basic		
M	Library Worker	1983	2014	24	1543.97	LTD Basic		
F	Library Worker	1957	2013	30	1991.27	LTD Basic		
M	Library Worker	1973	2016	32	2058.62	LTD Basic		
F	Library Worker	1989	2014	20	1286.64	LTD Basic		
F	Library Worker	1966	2016	32	2058.62	LTD Basic		
F	Library Worker	1969	2012	32	2193.72	LTD Basic		
M	Library Worker	1972	2010	40	2892.27	LTD Basic		
M	Library Worker	1984	2016	32	2007.16	LTD Basic		
M	Library Worker	1980	2016	36	2315.95	LTD Basic		
F	Library Worker	1974	2016	32	2058.62	LTD Basic		
F	Library Worker	1977	2004	32	2058.62	LTD Basic		
F	Library Worker	1997	2015	24	1543.97	LTD Basic		
M	Library Worker	1952	1988	40	6036.50	LTD Basic		
F	Library Worker	1967	1998	40	6548.46	LTD Basic		
F	Licensed Practical Nurse	1956	1986	40	5068.83	LTD Basic	LTD Optional	STD 30
F	Licensed Practical Nurse	1954	2007	32	4055.06	LTD Basic	LTD Optional	STD 30
F	Licensed Practical Nurse	1966	2006	40	4753.86	LTD Basic		STD 60
F	Licensed Practical Nurse	1982	2009	32	3272.34	LTD Basic		
F	Licensed Practical Nurse	1959	2002	32	3803.09	LTD Basic		
M	Maintenance & Oper Wkr	1962	1999	40	4225.73	LTD Basic	LTD Optional	STD 30
M	Maintenance & Oper Wkr	1963	1994	40	4355.82	LTD Basic	LTD Optional	STD 30
M	Maintenance & Oper Wkr	1959	2017	40	3965.54	LTD Basic	LTD Optional	STD 30
M	Maintenance & Oper Wkr	1967	2008	40	4093.31	LTD Basic	LTD Optional	STD 30
M	Maintenance & Oper Wkr	1983	2001	40	4225.73	LTD Basic	LTD Optional	STD 30
M	Maintenance & Oper Wkr	1983	2002	40	4708.93	LTD Basic	LTD Optional	STD 30
M	Maintenance & Oper Wkr	1962	2016	40	4276.84	LTD Basic	LTD Optional	STD 30
M	Maintenance & Oper Wkr	1954	1994	40	4885.49	LTD Basic		STD 30
M	Maintenance & Oper Wkr	1965	2014	40	3965.54	LTD Basic		STD 30
M	Maintenance & Oper Wkr	1963	1996	40	4355.82	LTD Basic		STD 30
M	Maintenance & Oper Wkr	1972	1993	40	4355.82	LTD Basic	LTD Optional	STD 60
M	Maintenance & Oper Wkr	1986	2010	40	3833.12	LTD Basic	LTD Optional	STD 60
M	Maintenance & Oper Wkr	1997	2015	40	3703.03	LTD Basic	LTD Optional	STD 60

LONG TERM DISABILITY AND SHORT TERM DIABILITY CENSUS

APPENDIX I

Gender	Occupation	Birth Year	Hire Year	Eligible Hours	Monthly Salary	LTD Basic	LTD Optional	STDClass
F	Maintenance & Oper Wkr	1961	1993	40	4355.82	LTD Basic	LTD Optional	STD 90
M	Maintenance & Oper Wkr	1976	2016	40	3833.12	LTD Basic	LTD Optional	STD 90
M	Maintenance & Oper Wkr	1992	2011	40	3833.12	LTD Basic	LTD Optional	STD 90
M	Maintenance & Oper Wkr	1979	2014	40	3965.54	LTD Basic	LTD Optional	STD 90
M	Maintenance & Oper Wkr	1964	2012	40	4276.84	LTD Basic	LTD Optional	STD 90
M	Maintenance & Oper Wkr	1959	2004	40	4225.73	LTD Basic		STD 90
M	Maintenance & Oper Wkr	1970	1995	40	4355.82	LTD Basic		STD 90
F	Maintenance & Oper Wkr	1961	1999	40	4225.73	LTD Basic		STD 90
M	Maintenance & Oper Wkr	1991	2010	40	3833.12	LTD Basic		STD 90
M	Maintenance & Oper Wkr	1956	2007	40	4093.31	LTD Basic	LTD Optional	
M	Maintenance & Oper Wkr	1981	2016	40	3833.12	LTD Basic	LTD Optional	
M	Maintenance & Oper Wkr	1961	1995	40	4885.49	LTD Basic	LTD Optional	
F	Maintenance & Oper Wkr	1962	2014	40	3965.54	LTD Basic	LTD Optional	
M	Maintenance & Oper Wkr	1977	2002	40	4225.73	LTD Basic	LTD Optional	
M	Maintenance & Oper Wkr	1974	2002	40	4225.73	LTD Basic		
M	Maintenance & Oper Wkr	1963	1996	40	4850.64	LTD Basic		
M	Maintenance & Oper Wkr	1972	2010	40	3965.54	LTD Basic		
M	Maintenance & Oper Wkr	1958	1995	40	4355.82	LTD Basic		
M	Maintenance & Oper Wkr	1963	1984	40	4444.10	LTD Basic		
M	Maintenance & Oper Wkr	1989	2007	40	3965.54	LTD Basic		
M	Maintenance & Oper Wkr	1962	1987	40	3892.08	LTD Basic		
M	Maintenance & Oper Wkr	1991	2011	40	3965.54	LTD Basic		
M	Maintenance & Oper Wkr	1968	2000	40	4225.73	LTD Basic		
M	Maintenance & Oper Wkr	1967	2004	40	4225.73	LTD Basic		
M	Maintenance & Oper Wkr	1995	2017	40	3703.03	LTD Basic		
M	Maintenance & Oper Wkr	1958	1998	40	4225.73	LTD Basic		
M	Maintenance & Oper Wkr	1994	2017	40	3833.12	LTD Basic		
M	Maintenance & Oper Wkr	1978	2016	40	3833.12	LTD Basic		
M	Maintenance & Oper Wkr	1993	2009	40	3833.12	LTD Basic		
M	Maintenance & Oper Wkr	1979	1997	40	4225.73	LTD Basic		
M	Maintenance Supervisor	1956	1978	40	7699.75	LTD Basic	LTD Optional	
M	Maintenance Supervisor	1963	1986	40	6335.36	LTD Basic	LTD Optional	
M	Maintenance Supervisor	1965	2018	40	10439.67	LTD Basic	LTD Optional	
M	Maintenance Supervisor	1972	2018	40	9297.83	LTD Basic	LTD Optional	
M	Maintenance Worker	1958	2017	40	3763.43	LTD Basic		STD 30
M	Maintenance Worker	1967	2015	40	4882.80	LTD Basic	LTD Optional	STD 60
M	Maintenance Worker	1981	2001	40	5083.42	LTD Basic	LTD Optional	STD 90
M	Maintenance Worker	1964	1994	40	5394.83	LTD Basic	LTD Optional	STD 90
M	Maintenance Worker	1962	1998	40	3944.85	LTD Basic		
M	Maintenance Worker	1962	2005	40	5298.80	LTD Basic		
F	Management Analyst	1991	2017	40	4114.57	LTD Basic	LTD Optional	STD 30
F	Management Analyst	1963	2003	40	5610.30	LTD Basic	LTD Optional	STD 30
F	Management Analyst	1981	2015	40	5610.30	LTD Basic	LTD Optional	STD 30
M	Management Analyst	1973	2001	40	8658.03	LTD Basic	LTD Optional	STD 30
F	Management Analyst	1978	2015	40	6548.46	LTD Basic	LTD Optional	STD 30

LONG TERM DISABILITY AND SHORT TERM DIABILITY CENSUS

APPENDIX I

Gender	Occupation	Birth Year	Hire Year	Eligible Hours	Monthly Salary	LTD Basic	LTD Optional	STDClass
F	Management Analyst	1972	2016	40	7809.65	LTD Basic	LTD Optional	STD 30
F	Management Analyst	1960	2007	40	7548.30	LTD Basic	LTD Optional	STD 30
F	Management Analyst	1957	2012	40	7221.28	LTD Basic	LTD Optional	STD 30
F	Management Analyst	1982	2015	40	4800.77	LTD Basic		STD 30
M	Management Analyst	1965	1998	40	7508.09	LTD Basic	LTD Optional	STD 60
F	Management Analyst	1967	2016	40	6295.15	LTD Basic		STD 60
F	Management Analyst	1947	2005	40	8654.01	LTD Basic	LTD Optional	STD 90
F	Management Analyst	1966	2000	40	7221.28	LTD Basic		STD 90
F	Management Analyst	1967	2016	40	6880.85	LTD Basic		STD 90
M	Management Analyst	1976	2017	40	6548.46	LTD Basic		STD 90
F	Management Analyst	1961	1983	40	7548.30	LTD Basic	LTD Optional	
M	Management Analyst	1953	1974	40	7699.75	LTD Basic	LTD Optional	
F	Management Analyst	1969	2010	30	4543.45	LTD Basic	LTD Optional	
M	Management Analyst	1960	2010	40	7221.28	LTD Basic	LTD Optional	
F	Management Analyst	1974	2002	40	6455.98	LTD Basic		
M	Management Analyst	1983	2015	40	5610.30	LTD Basic		
F	Management Analyst	1963	2015	40	6295.15	LTD Basic		
F	Management Analyst	1954	1976	40	6586.00	LTD Basic		
M	Management Analyst	1970	2016	40	6682.48	LTD Basic		
M	Management Analyst	1961	2012	40	6548.46	LTD Basic		
M	Management Analyst	1964	1998	40	7508.09	LTD Basic		
F	Management Analyst	1973	2017	40	6057.94	LTD Basic		
M	Management Analyst	1942	2013	40	7548.30	LTD Basic		
M	Management Analyst	1986	2012	40	6682.48	LTD Basic		
M	Management Analyst	1958	1990	40	7699.75	LTD Basic		
F	Manager	1973	1999	40	8116.56	LTD Basic	LTD Optional	STD 30
F	Manager	1968	2017	40	8616.48	LTD Basic	LTD Optional	STD 30
M	Manager	1964	2016	40	6548.46	LTD Basic	LTD Optional	STD 30
M	Manager	1962	2015	40	9924.15	LTD Basic	LTD Optional	STD 30
M	Manager	1961	2015	40	8481.10	LTD Basic	LTD Optional	STD 30
F	Manager	1978	2015	40	6086.07	LTD Basic	LTD Optional	STD 30
M	Manager	1979	2003	40	7517.47	LTD Basic	LTD Optional	STD 30
M	Manager	1963	2016	40	8486.47	LTD Basic	LTD Optional	STD 30
M	Manager	1954	2011	40	7967.79	LTD Basic	LTD Optional	STD 30
F	Manager	1976	2016	40	7438.40	LTD Basic		STD 30
F	Manager	1969	2011	40	7702.42	LTD Basic		STD 30
F	Manager	1979	2008	40	6332.69	LTD Basic		STD 30
F	Manager	1963	2017	40	9915.17	LTD Basic		STD 30
F	Manager	1978	2006	40	8599.04	LTD Basic		STD 30
F	Manager	1970	2014	40	7372.72	LTD Basic		STD 30
M	Manager	1955	2007	40	8329.66	LTD Basic	LTD Optional	STD 60
F	Manager	1973	2011	40	7659.53	LTD Basic	LTD Optional	STD 60
F	Manager	1963	1992	40	8071.00	LTD Basic	LTD Optional	STD 60
F	Manager	1970	2004	40	8871.12	LTD Basic	LTD Optional	STD 60
F	Manager	1952	2008	40	8651.31	LTD Basic	LTD Optional	STD 60

LONG TERM DISABILITY AND SHORT TERM DIABILITY CENSUS

APPENDIX I

Gender	Occupation	Birth Year	Hire Year	Eligible Hours	Monthly Salary	LTD Basic	LTD Optional	STDClass
F	Manager	1966	1999	40	7961.09	LTD Basic	LTD Optional	STD 60
M	Manager	1978	2008	40	9128.46	LTD Basic	LTD Optional	STD 60
F	Manager	1967	1997	40	8071.00	LTD Basic		STD 60
M	Manager	1966	2010	40	9732.90	LTD Basic	LTD Optional	STD 90
M	Manager	1960	2007	40	8784.01	LTD Basic	LTD Optional	STD 90
F	Manager	1963	1995	40	9350.94	LTD Basic	LTD Optional	STD 90
F	Manager	1968	1999	40	8955.57	LTD Basic	LTD Optional	STD 90
F	Manager	1976	2014	40	7723.86	LTD Basic	LTD Optional	STD 90
F	Manager	1971	2010	40	8125.94	LTD Basic	LTD Optional	STD 90
M	Manager	1964	2015	40	8329.66	LTD Basic		STD 90
M	Manager	1973	2012	40	9172.69	LTD Basic		STD 90
M	Manager	1972	2016	40	7611.67	LTD Basic		STD 30
M	Manager	1946	2001	40	8191.00	LTD Basic	LTD Optional	STD 90
F	Manager	1957	2017	40	3033.33	LTD Basic		STD 90
F	Manager	1966	1998	40	8486.47	LTD Basic	LTD Optional	
M	Manager	1960	1985	40	7809.65	LTD Basic	LTD Optional	
F	Manager	1953	1986	40	10602.80	LTD Basic	LTD Optional	
M	Manager	1961	2012	40	8994.44	LTD Basic	LTD Optional	
F	Manager	1958	1997	40	6231.33	LTD Basic	LTD Optional	
F	Manager	1962	1999	40	9732.90	LTD Basic	LTD Optional	
F	Manager	1955	1992	40	9049.38	LTD Basic	LTD Optional	
M	Manager	1966	1993	40	8482.45	LTD Basic	LTD Optional	
M	Manager	1951	1994	40	10113.48	LTD Basic	LTD Optional	
M	Manager	1977	2004	40	7438.40	LTD Basic	LTD Optional	
M	Manager	1978	2018	40	13068.75	LTD Basic	LTD Optional	
M	Manager	1976	2013	40	7583.33	LTD Basic	LTD Optional	
F	Manager	1960	1992	40	9046.70	LTD Basic		
F	Manager	1959	1980	40	8994.44	LTD Basic		
F	Manager	1971	2012	40	7702.42	LTD Basic		
M	Manager	1971	2005	40	7702.42	LTD Basic		
F	Manager	1976	1999	40	8481.10	LTD Basic		
F	Manager	1953	2003	40	9732.90	LTD Basic		
M	Manager	1953	2001	40	9732.90	LTD Basic		
F	Manager	1991	2017	40	2600.00	LTD Basic		
F	Manager	1979	2014	40	4101.67	LTD Basic		
F	Manager	1988	2017	40	2600.00	LTD Basic		
M	Mechanic	1951	1993	40	5539.90	LTD Basic	LTD Optional	STD 30
M	Mechanic	1978	2010	40	5264.13	LTD Basic		
M	Mechanical Maintenance Manager	1985	2017	40	5398.52	LTD Basic	LTD Optional	STD 30
M	Mechanical Maintenance Manager	1972	2005	40	5398.52	LTD Basic	LTD Optional	STD 30
M	Mechanical Maintenance Manager	1986	2014	40	4800.77	LTD Basic	LTD Optional	STD 30
M	Mechanical Maintenance Manager	1972	2012	40	5610.30	LTD Basic	LTD Optional	STD 60
M	Mechanical Maintenance Manager	1966	2015	40	5610.30	LTD Basic	LTD Optional	STD 90
M	Mechanical Maintenance Manager	1960	2010	40	6110.21	LTD Basic	LTD Optional	STD 90
M	Mechanical Maintenance Manager	1954	1993	40	6110.21	LTD Basic	LTD Optional	

LONG TERM DISABILITY AND SHORT TERM DIABILITY CENSUS

APPENDIX I

Gender	Occupation	Birth Year	Hire Year	Eligible Hours	Monthly Salary	LTD Basic	LTD Optional	STDClass
F	Mechanical Stock Clerk	1966	1988	40	4552.72	LTD Basic		STD 30
M	Mechanical Stock Clerk	1948	1968	24	2540.72	LTD Basic		
M	Mechanical Stock Clerk	1952	2002	40	4754.15	LTD Basic		
F	Medical Assistant	1976	2015	40	4203.03	LTD Basic	LTD Optional	STD 30
F	Medical Assistant	1971	2014	32	2920.66	LTD Basic	LTD Optional	STD 30
F	Medical Assistant	1964	2009	32	3068.64	LTD Basic	LTD Optional	STD 30
F	Medical Assistant	1975	2016	32	2612.95	LTD Basic	LTD Optional	STD 30
F	Medical Assistant	1979	2014	20	1758.40	LTD Basic		STD 90
M	Medical Assistant	1977	2016	40	3650.83	LTD Basic	LTD Optional	
F	Medical Assistant	1983	2005	40	3835.79	LTD Basic		
F	Medical Assistant	1987	2010	40	3835.79	LTD Basic		
F	Medical Assistant	1980	2010	40	3650.83	LTD Basic		
F	Medical Assistant	1977	2017	24	1959.72	LTD Basic		
F	Medical Assistant	1981	2017	40	3516.81	LTD Basic		
F	Medical Assistant	1968	2017	32	2920.66	LTD Basic		
F	Medical Assistant	1980	2004	36	3452.22	LTD Basic		
M	Medical Director	1959	2017	40	15932.92	LTD Basic		
F	Medical Records Technician	1984	2004	40	3713.83	LTD Basic		STD 30
F	Medical Records Technician	1971	2013	40	3713.83	LTD Basic		STD 60
F	Medical Records Technician	1966	1998	40	4653.34	LTD Basic		
M	Mental Health Practitioner	1967	2009	40	6057.94	LTD Basic	LTD Optional	STD 30
F	Mental Health Practitioner	1952	2017	40	4899.96	LTD Basic	LTD Optional	STD 30
M	Mental Health Practitioner	1950	2004	40	6057.94	LTD Basic	LTD Optional	STD 30
M	Mental Health Practitioner	1975	2017	40	4720.36	LTD Basic		STD 30
F	Mental Health Practitioner	1983	2006	40	5946.68	LTD Basic		STD 30
F	Mental Health Practitioner	1985	2017	40	5280.58	LTD Basic		STD 30
F	Mental Health Practitioner	1969	2017	40	5776.47	LTD Basic	LTD Optional	STD 90
F	Mental Health Practitioner	1959	2012	40	4539.42	LTD Basic	LTD Optional	STD 90
F	Mental Health Practitioner	1983	2011	40	5504.41	LTD Basic		STD 90
F	Mental Health Practitioner	1970	2017	40	4899.96	LTD Basic	LTD Optional	
M	Mental Health Practitioner	1975	2010	40	6187.94	LTD Basic		
F	Mental Health Practitioner	1985	2017	40	4720.36	LTD Basic		
M	Mental Health Practitioner	1980	2013	40	4720.36	LTD Basic		
M	Mental Health Practitioner	1985	2016	40	4899.96	LTD Basic		
F	Mental Health Practitioner	1986	2016	40	5094.29	LTD Basic		
M	Mental Health Practitioner	1965	2016	40	5504.41	LTD Basic		
M	Mental Health Practitioner	1986	2016	40	5504.41	LTD Basic		
F	Mental Health Professional	1953	2006	40	7225.90	LTD Basic	LTD Optional	STD 30
F	Mental Health Professional	1957	2014	40	6187.94	LTD Basic	LTD Optional	STD 30
F	Mental Health Professional	1968	2000	40	6808.46	LTD Basic	LTD Optional	STD 30
M	Mental Health Professional	1970	2004	40	6488.15	LTD Basic	LTD Optional	STD 30
F	Mental Health Professional	1979	2016	40	5280.58	LTD Basic		STD 30
F	Mental Health Professional	1970	2013	40	6187.94	LTD Basic		STD 30
F	Mental Health Professional	1986	2012	40	6187.94	LTD Basic		STD 30
F	Mental Health Professional	1980	2015	40	6187.94	LTD Basic		STD 60

LONG TERM DISABILITY AND SHORT TERM DIABILITY CENSUS

APPENDIX I

Gender	Occupation	Birth Year	Hire Year	Eligible Hours	Monthly Salary	LTD Basic	LTD Optional	STDClass
F	Mental Health Professional	1956	2008	40	7258.80	LTD Basic	LTD Optional	STD 90
M	Mental Health Professional	1971	2003	40	6488.15	LTD Basic	LTD Optional	STD 90
F	Mental Health Professional	1964	2011	40	5946.68	LTD Basic	LTD Optional	STD 90
M	Mental Health Professional	1969	2016	40	6488.15	LTD Basic	LTD Optional	STD 90
F	Mental Health Professional	1953	2008	40	6488.15	LTD Basic		STD 90
F	Mental Health Professional	1966	2011	40	6187.94	LTD Basic		STD 90
F	Mental Health Professional	1962	2004	40	6488.15	LTD Basic		
F	Mental Health Professional	1969	2012	40	6187.94	LTD Basic		
M	Mental Health Professional	1975	2007	40	6488.15	LTD Basic		
M	Mental Health Professional	1970	2015	40	5946.68	LTD Basic		
F	Mental Health Professional	1987	2017	40	5280.58	LTD Basic		
F	Mental Health Professional	1960	1998	40	7115.39	LTD Basic		
M	Mental Health Professional	1972	2017	40	6488.15	LTD Basic		
F	Mental Health Supervisor	1981	2007	40	7124.78	LTD Basic	LTD Optional	STD 30
F	Mental Health Supervisor	1961	2014	40	8612.45	LTD Basic		STD 30
F	Mental Health Supervisor	1953	2009	40	7690.36	LTD Basic	LTD Optional	STD 60
F	Mental Health Supervisor	1972	2001	40	7690.36	LTD Basic	LTD Optional	STD 60
F	Mental Health Supervisor	1974	2002	40	7044.35	LTD Basic		STD 90
F	Mental Health Supervisor	1977	2005	40	7328.49	LTD Basic	LTD Optional	
F	Mental Health Supervisor	1979	2001	40	7328.49	LTD Basic	LTD Optional	
F	Mental Health Supervisor	1976	2015	40	7044.35	LTD Basic		
F	Naturalist	1978	2007	32	3488.93	LTD Basic	LTD Optional	
F	Naturalist	1970	1996	20	2118.94	LTD Basic		
F	Naturalist	1956	1994	28	2966.51	LTD Basic		
F	Naturalist	1963	2007	20	1865.63	LTD Basic		
F	Naturalist	1978	2015	20	1725.57	LTD Basic		
F	Naturalist	1977	2016	20	1607.62	LTD Basic		
F	Naturalist	1970	2013	32	3488.93	LTD Basic		
F	Nurse	1967	2010	24	3671.11	LTD Basic	LTD Optional	STD 30
F	Nurse	1969	2012	32	4533.12	LTD Basic	LTD Optional	STD 30
F	Nurse	1978	2012	40	6438.56	LTD Basic	LTD Optional	STD 30
M	Nurse	1971	2012	32	4847.40	LTD Basic	LTD Optional	STD 30
F	Nurse	1972	2016	32	4196.32	LTD Basic	LTD Optional	STD 30
F	Nurse	1967	2016	32	4362.01	LTD Basic	LTD Optional	STD 30
F	Nurse	1983	2015	32	4670.02	LTD Basic	LTD Optional	STD 30
F	Nurse	1953	2008	32	4894.81	LTD Basic	LTD Optional	STD 30
M	Nurse	1964	2016	40	7564.45	LTD Basic	LTD Optional	STD 30
F	Nurse	1959	2005	40	7564.45	LTD Basic	LTD Optional	STD 30
F	Nurse	1966	2017	40	6303.30	LTD Basic	LTD Optional	STD 30
F	Nurse	1961	2013	36	4278.48	LTD Basic	LTD Optional	STD 30
F	Nurse	1953	2006	40	7564.45	LTD Basic	LTD Optional	STD 30
F	Nurse	1955	2002	32	4055.06	LTD Basic	LTD Optional	STD 30
F	Nurse	1965	2015	20	3029.63	LTD Basic	LTD Optional	STD 30
F	Nurse	1982	2006	36	3681.39	LTD Basic	LTD Optional	STD 30
F	Nurse	1956	2015	32	6666.05	LTD Basic	LTD Optional	STD 30

LONG TERM DISABILITY AND SHORT TERM DIABILITY CENSUS

APPENDIX I

Gender	Occupation	Birth Year	Hire Year	Eligible Hours	Monthly Salary	LTD Basic	LTD Optional	STDClass
F	Nurse	1974	2013	32	4533.12	LTD Basic		STD 30
F	Nurse	1984	2017	40	6059.26	LTD Basic		STD 30
F	Nurse	1962	2015	24	4449.07	LTD Basic		STD 30
F	Nurse	1965	2012	32	5042.64	LTD Basic		STD 30
F	Nurse	1955	2013	32	4894.81	LTD Basic		STD 30
F	Nurse	1964	2014	40	6303.30	LTD Basic		STD 30
F	Nurse	1957	2008	32	5042.64	LTD Basic		STD 30
F	Nurse	1961	1986	40	7129.41	LTD Basic	LTD Optional	STD 60
F	Nurse	1957	2017	40	6303.30	LTD Basic	LTD Optional	STD 60
F	Nurse	1992	2017	32	4028.47	LTD Basic	LTD Optional	STD 60
F	Nurse	1964	2017	36	5293.47	LTD Basic	LTD Optional	STD 60
F	Nurse	1955	2000	40	7415.11	LTD Basic	LTD Optional	STD 60
F	Nurse	1985	2015	32	4196.32	LTD Basic	LTD Optional	STD 90
F	Nurse	1964	2013	36	5506.66	LTD Basic	LTD Optional	STD 90
M	Nurse	1968	2017	40	6059.26	LTD Basic	LTD Optional	STD 90
F	Nurse	1966	2016	24	3635.55	LTD Basic	LTD Optional	STD 90
F	Nurse	1962	2003	36	6808.00	LTD Basic	LTD Optional	STD 90
M	Nurse	1985	2017	40	5617.18	LTD Basic	LTD Optional	STD 90
F	Nurse	1960	2016	40	5403.81	LTD Basic	LTD Optional	STD 90
M	Nurse	1956	2009	40	7932.28	LTD Basic	LTD Optional	STD 90
F	Nurse	1977	2015	32	4894.81	LTD Basic		STD 90
F	Nurse	1988	2017	40	5837.53	LTD Basic		STD 90
F	Nurse	1962	2016	36	6382.98	LTD Basic		STD 90
F	Nurse	1935	1994	20	3707.55	LTD Basic		STD 90
F	Nurse	1964	1989	40	7564.45	LTD Basic	LTD Optional	
F	Nurse	1954	1993	40	7564.45	LTD Basic	LTD Optional	
F	Nurse	1974	2013	37	5830.55	LTD Basic	LTD Optional	
F	Nurse	1967	2002	32	6666.05	LTD Basic	LTD Optional	
F	Nurse	1966	1985	24	3852.22	LTD Basic		
F	Nurse	1987	2015	32	4533.12	LTD Basic		
M	Nurse	1954	2000	40	7564.45	LTD Basic		
F	Nurse	1977	2015	40	6059.26	LTD Basic		
F	Nurse	1958	2015	24	3370.31	LTD Basic		
F	Nurse	1988	2006	32	4705.30	LTD Basic		
F	Nurse	1964	2010	24	3968.56	LTD Basic		
F	Nurse	1953	2009	40	7564.45	LTD Basic		
F	Nurse	1969	2013	32	4046.98	LTD Basic		
F	Nurse	1978	2014	32	4493.74	LTD Basic		
F	Nurse	1992	2017	32	3996.17	LTD Basic		
M	Nurse	1992	2017	24	2997.12	LTD Basic		
F	Nurse	1967	2015	32	5291.41	LTD Basic		
M	Nurse	1984	2013	20	3151.65	LTD Basic		
F	Nurse	1989	2017	32	4493.74	LTD Basic		
F	Nurse	1968	2015	40	5915.26	LTD Basic		
F	Nurse	1985	2016	40	5403.81	LTD Basic		

LONG TERM DISABILITY AND SHORT TERM DIABILITY CENSUS

APPENDIX I

Gender	Occupation	Birth Year	Hire Year	Eligible Hours	Monthly Salary	LTD Basic	LTD Optional	STDClass
F	Nurse	1947	2008	16	3187.37	LTD Basic		
M	Nurse Supervisor	1967	2017	40	7439.36	LTD Basic	LTD Optional	STD 30
M	Nurse Supervisor	1957	1998	40	7776.26	LTD Basic	LTD Optional	STD 30
F	Nurse Supervisor	1983	2006	40	6613.95	LTD Basic	LTD Optional	STD 30
F	Nurse Supervisor	1955	2002	40	7932.28	LTD Basic	LTD Optional	STD 30
F	Nurse Supervisor	1971	2017	40	7776.26	LTD Basic	LTD Optional	STD 30
F	Nurse Supervisor	1955	2015	40	7776.26	LTD Basic	LTD Optional	STD 90
F	Nurse Supervisor	1966	2017	40	7776.26	LTD Basic		
F	Nursing Assistant	1959	2007	32	2657.73	LTD Basic	LTD Optional	STD 30
F	Nursing Assistant	1957	1987	40	3725.57	LTD Basic	LTD Optional	STD 30
F	Nursing Assistant	1966	1987	40	3725.57	LTD Basic	LTD Optional	STD 30
M	Nursing Assistant	1957	2000	32	2801.41	LTD Basic	LTD Optional	STD 30
M	Nursing Assistant	1975	2007	40	3322.16	LTD Basic	LTD Optional	STD 30
F	Nursing Assistant	1982	2014	28	2206.36	LTD Basic	LTD Optional	STD 30
F	Nursing Assistant	1981	2001	28	2391.19	LTD Basic	LTD Optional	STD 30
F	Nursing Assistant	1978	2011	32	2584.82	LTD Basic	LTD Optional	STD 30
F	Nursing Assistant	1987	2007	36	2989.94	LTD Basic	LTD Optional	STD 30
F	Nursing Assistant	1979	2012	32	2584.82	LTD Basic	LTD Optional	STD 30
F	Nursing Assistant	1983	1999	40	3415.99	LTD Basic	LTD Optional	STD 30
F	Nursing Assistant	1963	1992	36	3292.71	LTD Basic	LTD Optional	STD 30
F	Nursing Assistant	1965	1993	40	3893.11	LTD Basic	LTD Optional	STD 30
F	Nursing Assistant	1969	2011	40	3452.16	LTD Basic	LTD Optional	STD 30
F	Nursing Assistant	1977	2007	32	2657.73	LTD Basic		STD 30
F	Nursing Assistant	1968	1995	40	3658.57	LTD Basic		STD 30
M	Nursing Assistant	1969	2013	40	3231.02	LTD Basic		STD 30
F	Nursing Assistant	1972	2015	32	2521.56	LTD Basic		STD 30
M	Nursing Assistant	1975	2004	32	2732.79	LTD Basic	LTD Optional	STD 60
M	Nursing Assistant	1966	1987	40	3725.57	LTD Basic	LTD Optional	STD 90
F	Nursing Assistant	1973	2011	32	2584.82	LTD Basic	LTD Optional	STD 90
F	Nursing Assistant	1966	1987	40	3725.57	LTD Basic		STD 90
F	Nursing Assistant	1977	2016	36	2753.52	LTD Basic		STD 90
F	Nursing Assistant	1962	2005	32	2657.73	LTD Basic	LTD Optional	
F	Nursing Assistant	1957	1987	40	3725.57	LTD Basic	LTD Optional	
F	Nursing Assistant	1956	1990	40	3966.82	LTD Basic	LTD Optional	
F	Nursing Assistant	1988	2013	28	2261.72	LTD Basic		
F	Nursing Assistant	1964	1993	40	3658.57	LTD Basic		
F	Nursing Assistant	1988	2011	24	1938.61	LTD Basic		
F	Nursing Assistant	1962	2011	28	2261.72	LTD Basic		
F	Nursing Assistant	1974	1999	32	2732.79	LTD Basic		
M	Nursing Assistant	1958	2012	36	2907.92	LTD Basic		
F	Nursing Assistant	1962	2005	40	3415.99	LTD Basic		
F	Nursing Assistant	1980	2013	32	2521.56	LTD Basic		
F	Nursing Assistant	1977	1999	32	2732.79	LTD Basic		
F	Nursing Assistant	1977	2012	28	2261.72	LTD Basic		
F	Nursing Assistant	1970	2008	24	1993.30	LTD Basic		

LONG TERM DISABILITY AND SHORT TERM DIABILITY CENSUS

APPENDIX I

Gender	Occupation	Birth Year	Hire Year	Eligible Hours	Monthly Salary	LTD Basic	LTD Optional	STDClass
F	Nursing Assistant	1983	2015	28	2141.62	LTD Basic		
M	Nursing Assistant	1972	2009	20	1615.51	LTD Basic		
M	Nursing Assistant	1970	2014	24	1835.68	LTD Basic		
F	Nursing Assistant	1965	2013	32	2584.82	LTD Basic		
F	Nursing Assistant	1971	1999	24	2049.59	LTD Basic		
F	Nursing Assistant	1992	2016	28	2093.78	LTD Basic		
F	Nursing Assistant	1980	2013	24	1938.61	LTD Basic		
F	Nursing Assistant	1965	2008	16	1328.86	LTD Basic		
M	Nursing Assistant	1952	2016	40	3059.46	LTD Basic		
F	Nursing Assistant	1978	2017	40	2991.12	LTD Basic		
M	Nursing Assistant	1966	2013	40	3231.02	LTD Basic		
F	Nursing Assistant	1980	2006	16	1328.86	LTD Basic		
M	Nursing Assistant	1974	2017	20	1457.37	LTD Basic		
F	Nursing Assistant	1955	1990	40	3725.57	LTD Basic		
F	Nursing Assistant	1978	2015	40	3151.94	LTD Basic		
M	Nursing Assistant	1992	2015	8	611.89	LTD Basic		
F	Nursing Assistant	1962	2013	28	2261.72	LTD Basic		
F	Nursing Assistant	1984	2017	28	2040.31	LTD Basic		
M	Nursing Assistant	1994	2014	24	1891.17	LTD Basic		
F	Nursing Assistant	1983	2016	16	1223.78	LTD Basic		
F	Nursing Assistant	1969	2012	40	3322.16	LTD Basic		
M	Nursing Assistant	1989	2017	40	2991.12	LTD Basic		
M	Nursing Assistant	1962	2016	40	2991.12	LTD Basic		
F	Nursing Assistant	1952	2011	40	3322.16	LTD Basic		
F	Nursing Assistant	1968	2011	40	3322.16	LTD Basic		
F	Nursing Assistant	1959	1992	40	3893.11	LTD Basic		
F	Nutrition Assistant	1980	2005	40	4237.88	LTD Basic		STD 30
F	Nutrition Assistant	1987	2014	40	3731.26	LTD Basic		STD 30
F	Nutrition Assistant	1961	2001	32	3390.30	LTD Basic	LTD Optional	STD 60
F	Nutrition Assistant	1961	2002	40	4647.98	LTD Basic		STD 90
F	Nutrition Assistant	1982	2005	40	4035.49	LTD Basic		
F	Nutrition Assistant	1983	2011	40	4035.49	LTD Basic		
F	Nutrition Assistant	1965	2007	30	3026.62	LTD Basic		
F	Nutrition Assistant	1985	2007	40	4035.49	LTD Basic		
F	Nutrition Assistant	1994	2017	40	3215.25	LTD Basic		
F	Nutrition Educator	1975	2000	40	4446.96	LTD Basic	LTD Optional	STD 30
F	Nutrition Educator	1986	2015	40	3451.13	LTD Basic	LTD Optional	STD 30
F	Nutrition Educator	1985	2015	40	3586.50	LTD Basic		STD 30
F	Nutrition Educator	1981	2009	40	4035.49	LTD Basic	LTD Optional	STD 90
F	Nutrition Educator	1993	2016	40	3215.25	LTD Basic		STD 90
F	Nutrition Educator	1980	2014	40	3731.26	LTD Basic		
F	Nutrition Educator	1983	2012	40	4035.49	LTD Basic		
F	Nutrition Educator	1991	2014	40	3586.50	LTD Basic		
F	Nutrition Educator	1988	2014	40	3731.26	LTD Basic		
F	Nutrition Educator	1988	2015	40	3586.50	LTD Basic		

LONG TERM DISABILITY AND SHORT TERM DIABILITY CENSUS

APPENDIX I

Gender	Occupation	Birth Year	Hire Year	Eligible Hours	Monthly Salary	LTD Basic	LTD Optional	STDClass
F	Nutrition Educator	1996	2017	40	3451.13	LTD Basic		
F	Nutrition Educator	1986	2009	40	4035.49	LTD Basic		
F	Nutrition Educator	1992	2015	40	3451.13	LTD Basic		
F	Nutrition Educator	1993	2017	40	3215.25	LTD Basic		
F	Nutrition Educator	1988	2017	40	3333.19	LTD Basic		
F	Nutrition Educator	1993	2017	40	3215.25	LTD Basic		
F	Nutrition Educator	1995	2017	40	3215.25	LTD Basic		
F	Nutrition Spclst	1985	2013	40	4361.16	LTD Basic	LTD Optional	
F	Nutrition Spclst	1972	1998	32	4485.01	LTD Basic		
F	Nutrition Spclst	1984	2007	40	4539.42	LTD Basic		
F	Nutrition Spclst	1978	2002	40	5347.60	LTD Basic		
F	Occupational Therapist	1957	1992	40	6445.27	LTD Basic	LTD Optional	STD 30
F	Occupational Therapist	1957	2008	40	5121.10	LTD Basic		STD 30
F	Paralegal	1978	2016	40	3406.90	LTD Basic	LTD Optional	STD 30
F	Paralegal	1978	2016	40	5036.65	LTD Basic	LTD Optional	STD 30
F	Paralegal	1991	2015	40	3951.04	LTD Basic	LTD Optional	STD 30
M	Paralegal	1956	1996	40	5976.19	LTD Basic	LTD Optional	STD 30
F	Paralegal	1960	1994	40	6095.46	LTD Basic	LTD Optional	STD 30
F	Paralegal	1963	1997	40	6095.46	LTD Basic	LTD Optional	STD 30
F	Paralegal	1983	2008	40	5193.46	LTD Basic	LTD Optional	STD 30
F	Paralegal	1982	2013	40	5193.46	LTD Basic	LTD Optional	STD 30
F	Paralegal	1981	2008	40	5193.46	LTD Basic	LTD Optional	STD 30
F	Paralegal	1960	1997	40	6095.46	LTD Basic	LTD Optional	STD 30
F	Paralegal	1980	2014	40	4270.03	LTD Basic		STD 30
F	Paralegal	1982	2007	40	5193.46	LTD Basic		STD 60
M	Paralegal	1952	1997	40	6057.94	LTD Basic	LTD Optional	STD 90
F	Paralegal	1986	2016	40	3451.13	LTD Basic		
F	Paralegal	1975	2017	40	3586.50	LTD Basic		
F	Paralegal	1970	2010	20	2309.25	LTD Basic		
F	Paralegal	1960	1995	40	5976.19	LTD Basic		
F	Paralegal	1979	2005	40	5193.46	LTD Basic		
F	Paralegal	1955	2007	20	2596.73	LTD Basic		
M	Parks & Recreation Aide	1983	2013	40	2360.27	LTD Basic	LTD Optional	STD 30
M	Parks & Recreation Aide	1963	2001	32	1888.22	LTD Basic		
M	Parks & Recreation Aide	1993	2014	40	2195.33	LTD Basic		
F	Parks & Recreation Supervisor	1988	2015	30	2139.58	LTD Basic		
M	Parks & Recreation Supervisor	1969	2003	40	6611.46	LTD Basic		
M	Parks and Rec Supervisor	1980	2017	40	4270.03	LTD Basic	LTD Optional	STD 30
M	Parks and Rec Supervisor	1956	1977	40	6942.51	LTD Basic	LTD Optional	
M	Parks and Rec Supervisor	1966	2014	40	6942.51	LTD Basic	LTD Optional	
M	Parks and Recreation Superintendent	1959	2005	40	5659.87	LTD Basic	LTD Optional	
M	Parks and Recreation Superintendent	1959	1996	40	6339.38	LTD Basic	LTD Optional	
M	Parks and Recreation Superintendent	1964	2014	40	6214.75	LTD Basic		
M	Parks and Recreation Superintendent	1981	2015	40	4985.73	LTD Basic		
M	Planning & Evaluation Analyst	1972	2014	40	6682.48	LTD Basic	LTD Optional	STD 30

LONG TERM DISABILITY AND SHORT TERM DIABILITY CENSUS

APPENDIX I

Gender	Occupation	Birth Year	Hire Year	Eligible Hours	Monthly Salary	LTD Basic	LTD Optional	STDClass
F	Planning & Evaluation Analyst	1966	2012	40	6682.48	LTD Basic	LTD Optional	STD 30
F	Planning & Evaluation Analyst	1973	2002	40	7018.89	LTD Basic	LTD Optional	STD 60
M	Planning & Evaluation Analyst	1976	2010	40	6682.48	LTD Basic		
M	Planning & Evaluation Analyst	1989	2014	40	6187.94	LTD Basic		
F	Planning & Evaluation Analyst	1967	1991	40	7709.13	LTD Basic		
M	Planning Specialist	1952	2004	40	6548.46	LTD Basic	LTD Optional	STD 30
F	Planning Specialist	1983	2015	40	6548.46	LTD Basic	LTD Optional	STD 30
F	Planning Specialist	1967	2008	40	6880.85	LTD Basic	LTD Optional	STD 30
F	Planning Specialist	1975	2011	40	6057.94	LTD Basic	LTD Optional	STD 30
F	Planning Specialist	1957	2014	40	7221.28	LTD Basic	LTD Optional	STD 30
F	Planning Specialist	1984	2008	40	6057.94	LTD Basic	LTD Optional	STD 30
F	Planning Specialist	1981	2017	40	6295.15	LTD Basic	LTD Optional	STD 30
F	Planning Specialist	1974	2006	40	6880.85	LTD Basic	LTD Optional	STD 30
F	Planning Specialist	1964	2016	40	5193.46	LTD Basic		STD 30
F	Planning Specialist	1962	2012	40	6548.46	LTD Basic		STD 30
F	Planning Specialist	1984	2015	40	6548.46	LTD Basic		STD 30
F	Planning Specialist	1965	2015	40	6295.15	LTD Basic	LTD Optional	STD 60
F	Planning Specialist	1958	2010	40	7699.75	LTD Basic	LTD Optional	STD 90
M	Planning Specialist	1983	2009	40	6548.46	LTD Basic	LTD Optional	STD 90
M	Planning Specialist	1954	2010	40	7221.28	LTD Basic	LTD Optional	STD 90
M	Planning Specialist	1959	2007	40	6880.85	LTD Basic	LTD Optional	STD 90
F	Planning Specialist	1980	2004	40	6356.80	LTD Basic		STD 90
F	Planning Specialist	1978	2000	40	7479.93	LTD Basic	LTD Optional	
F	Planning Specialist	1969	2012	40	6880.85	LTD Basic	LTD Optional	
F	Planning Specialist	1959	2002	40	7221.28	LTD Basic	LTD Optional	
F	Planning Specialist	1963	2008	32	5504.68	LTD Basic	LTD Optional	
M	Planning Specialist	1980	2017	40	4800.77	LTD Basic		
M	Planning Specialist	1986	2012	40	5398.52	LTD Basic		
M	Planning Specialist	1963	1995	40	7548.30	LTD Basic		
M	Planning Specialist	1952	2008	40	7221.28	LTD Basic		
F	Planning Specialist	1978	2001	40	7221.28	LTD Basic		
F	Planning Specialist	1977	2014	40	6548.46	LTD Basic		
M	Planning Specialist	1953	2001	40	7699.75	LTD Basic		
M	Planning Specialist	1956	1980	40	7699.75	LTD Basic		
F	Planning Specialist	1975	2012	40	6548.46	LTD Basic		
F	Planning Specialist	1967	1992	40	6548.46	LTD Basic		
M	Plant Supervisor	1956	2018	40	10904.67	LTD Basic	LTD Optional	
M	Plant Supervisor	1960	2018	40	9592.25	LTD Basic	LTD Optional	
M	Plant Supervisor	1965	2018	40	8716.75	LTD Basic	LTD Optional	
F	Policy Analyst	1952	1986	40	7989.23	LTD Basic	LTD Optional	STD 30
M	Policy Analyst	1990	2017	40	5398.52	LTD Basic		
F	Policy Analyst	1987	2014	40	5398.52	LTD Basic		
M	Policy Analyst	1977	2015	40	4985.73	LTD Basic		
M	Policy Analyst	1989	2013	40	5398.52	LTD Basic		
F	Policy Analyst	1978	2014	40	6549.81	LTD Basic		

LONG TERM DISABILITY AND SHORT TERM DIABILITY CENSUS

APPENDIX I

Gender	Occupation	Birth Year	Hire Year	Eligible Hours	Monthly Salary	LTD Basic	LTD Optional	STDClass
F	Practical Nurse	1959	1998	36	4278.48	LTD Basic	LTD Optional	STD 30
F	Practical Nurse	1980	2006	32	3272.34	LTD Basic	LTD Optional	STD 30
F	Practical Nurse	1973	2006	32	3381.72	LTD Basic	LTD Optional	STD 30
F	Practical Nurse	1969	2011	32	3803.09	LTD Basic	LTD Optional	STD 30
F	Practical Nurse	1956	2017	40	3735.27	LTD Basic	LTD Optional	STD 30
F	Practical Nurse	1968	2006	36	4561.95	LTD Basic	LTD Optional	STD 30
F	Practical Nurse	1967	2016	36	4278.48	LTD Basic	LTD Optional	STD 30
F	Practical Nurse	1955	2006	32	3381.72	LTD Basic		STD 30
F	Practical Nurse	1958	2000	40	5068.83	LTD Basic		STD 30
F	Practical Nurse	1975	2012	32	3171.56	LTD Basic		STD 60
M	Practical Nurse	1954	2001	40	4969.66	LTD Basic	LTD Optional	
F	Practical Nurse	1962	2005	36	4278.48	LTD Basic	LTD Optional	
M	Practical Nurse	1973	2017	32	2988.22	LTD Basic		
F	Practical Nurse	1970	2006	32	3803.09	LTD Basic		
M	Practical Nurse	1971	2010	32	2905.67	LTD Basic		
F	Practical Nurse	1960	2016	32	3975.72	LTD Basic		
M	Principal Fin Mgmt Analyst	1961	2017	40	7667.57	LTD Basic		STD 30
M	Principal Fin Mgmt Analyst	1959	1992	40	7516.13	LTD Basic	LTD Optional	
F	Principal Fin Mgmt Analyst	1981	2016	40	6520.33	LTD Basic		
F	Principal Fin Mgmt Analyst	1966	2015	40	7516.13	LTD Basic		
F	Probation Officer	1979	2008	40	4570.24	LTD Basic	LTD Optional	STD 30
M	Probation Officer	1990	2012	40	4393.34	LTD Basic	LTD Optional	STD 30
F	Probation Officer	1978	2015	40	4393.34	LTD Basic	LTD Optional	STD 30
F	Probation Officer	1989	2013	40	4929.44	LTD Basic	LTD Optional	STD 30
M	Probation Officer	1990	2014	40	4221.78	LTD Basic	LTD Optional	STD 30
M	Probation Officer	1982	2010	40	4570.24	LTD Basic	LTD Optional	STD 30
F	Probation Officer	1976	2006	40	5381.10	LTD Basic	LTD Optional	STD 30
F	Probation Officer	1979	2011	40	4570.24	LTD Basic	LTD Optional	STD 30
F	Probation Officer	1980	2012	40	5122.45	LTD Basic	LTD Optional	STD 30
M	Probation Officer	1982	2006	40	5122.45	LTD Basic	LTD Optional	STD 30
F	Probation Officer	1989	2012	40	4221.78	LTD Basic	LTD Optional	STD 30
M	Probation Officer	1970	2008	40	4741.81	LTD Basic	LTD Optional	STD 30
M	Probation Officer	1974	2015	40	4741.81	LTD Basic	LTD Optional	STD 30
F	Probation Officer	1987	2011	40	5322.14	LTD Basic	LTD Optional	STD 30
F	Probation Officer	1981	2005	40	5811.32	LTD Basic	LTD Optional	STD 30
M	Probation Officer	1982	2013	40	4741.81	LTD Basic	LTD Optional	STD 30
F	Probation Officer	1982	2006	40	5811.32	LTD Basic	LTD Optional	STD 30
F	Probation Officer	1983	2006	40	5811.32	LTD Basic	LTD Optional	STD 30
M	Probation Officer	1978	2001	40	6986.74	LTD Basic	LTD Optional	STD 30
F	Probation Officer	1959	1992	40	7308.40	LTD Basic	LTD Optional	STD 30
F	Probation Officer	1972	1998	40	6986.74	LTD Basic	LTD Optional	STD 30
F	Probation Officer	1979	2001	40	6650.33	LTD Basic	LTD Optional	STD 30
M	Probation Officer	1972	2000	40	6986.74	LTD Basic	LTD Optional	STD 30
M	Probation Officer	1958	1993	40	7308.40	LTD Basic	LTD Optional	STD 30
M	Probation Officer	1969	1996	40	7308.40	LTD Basic	LTD Optional	STD 30

LONG TERM DISABILITY AND SHORT TERM DIABILITY CENSUS

APPENDIX I

Gender	Occupation	Birth Year	Hire Year	Eligible Hours	Monthly Salary	LTD Basic	LTD Optional	STDClass
F	Probation Officer	1973	2000	40	6986.74	LTD Basic	LTD Optional	STD 30
M	Probation Officer	1975	2001	40	6986.74	LTD Basic	LTD Optional	STD 30
F	Probation Officer	1967	2000	40	6986.74	LTD Basic	LTD Optional	STD 30
F	Probation Officer	1974	1998	40	6986.74	LTD Basic	LTD Optional	STD 30
M	Probation Officer	1973	2000	40	6986.74	LTD Basic	LTD Optional	STD 30
F	Probation Officer	1961	1987	40	7454.47	LTD Basic	LTD Optional	STD 30
M	Probation Officer	1963	1998	40	6986.74	LTD Basic	LTD Optional	STD 30
M	Probation Officer	1971	2000	40	6986.74	LTD Basic	LTD Optional	STD 30
M	Probation Officer	1966	2000	40	6986.74	LTD Basic	LTD Optional	STD 30
M	Probation Officer	1967	1997	40	6986.74	LTD Basic	LTD Optional	STD 30
F	Probation Officer	1975	2008	40	6344.75	LTD Basic	LTD Optional	STD 30
F	Probation Officer	1979	2002	40	6650.33	LTD Basic	LTD Optional	STD 30
F	Probation Officer	1976	2000	20	3325.16	LTD Basic	LTD Optional	STD 30
M	Probation Officer	1963	1999	40	6986.74	LTD Basic	LTD Optional	STD 30
F	Probation Officer	1963	1999	40	6650.33	LTD Basic	LTD Optional	STD 30
F	Probation Officer	1967	2006	40	5811.32	LTD Basic	LTD Optional	STD 30
M	Probation Officer	1974	2000	40	6986.74	LTD Basic	LTD Optional	STD 30
M	Probation Officer	1966	2000	40	6986.74	LTD Basic	LTD Optional	STD 30
F	Probation Officer	1965	1996	40	6986.74	LTD Basic	LTD Optional	STD 30
F	Probation Officer	1977	2002	40	6986.74	LTD Basic	LTD Optional	STD 30
F	Probation Officer	1979	2004	40	6650.33	LTD Basic	LTD Optional	STD 30
F	Probation Officer	1974	2000	40	6986.74	LTD Basic	LTD Optional	STD 30
M	Probation Officer	1977	2012	40	6099.47	LTD Basic	LTD Optional	STD 30
F	Probation Officer	1971	1995	40	7308.40	LTD Basic	LTD Optional	STD 30
M	Probation Officer	1954	1997	40	7308.40	LTD Basic	LTD Optional	STD 30
F	Probation Officer	1970	2001	40	6986.74	LTD Basic	LTD Optional	STD 30
F	Probation Officer	1978	2000	40	6986.74	LTD Basic	LTD Optional	STD 30
M	Probation Officer	1980	2005	40	6650.33	LTD Basic	LTD Optional	STD 30
F	Probation Officer	1965	2000	40	6986.74	LTD Basic	LTD Optional	STD 30
F	Probation Officer	1979	2002	40	6986.74	LTD Basic	LTD Optional	STD 30
M	Probation Officer	1972	2004	40	6650.33	LTD Basic	LTD Optional	STD 30
F	Probation Officer	1981	2006	40	6650.33	LTD Basic	LTD Optional	STD 30
F	Probation Officer	1979	2001	40	6650.33	LTD Basic	LTD Optional	STD 30
F	Probation Officer	1970	1997	40	7308.40	LTD Basic	LTD Optional	STD 30
F	Probation Officer	1964	1997	40	7308.40	LTD Basic	LTD Optional	STD 30
F	Probation Officer	1958	1985	40	7454.47	LTD Basic	LTD Optional	STD 30
M	Probation Officer	1973	1998	40	6986.74	LTD Basic	LTD Optional	STD 30
F	Probation Officer	1982	2003	40	6650.33	LTD Basic	LTD Optional	STD 30
F	Probation Officer	1964	1987	40	7454.47	LTD Basic	LTD Optional	STD 30
M	Probation Officer	1969	1995	40	4768.61	LTD Basic		STD 30
F	Probation Officer	1989	2012	40	4022.08	LTD Basic		STD 30
F	Probation Officer	1984	2006	40	5811.32	LTD Basic		STD 30
M	Probation Officer	1984	2012	40	4741.81	LTD Basic		STD 30
F	Probation Officer	1980	2015	40	4741.81	LTD Basic		STD 30
F	Probation Officer	1959	1982	40	7454.47	LTD Basic		STD 30

LONG TERM DISABILITY AND SHORT TERM DIABILITY CENSUS

APPENDIX I

Gender	Occupation	Birth Year	Hire Year	Eligible Hours	Monthly Salary	LTD Basic	LTD Optional	STDClass
F	Probation Officer	1971	1996	40	7308.40	LTD Basic		STD 30
M	Probation Officer	1961	2000	40	6986.74	LTD Basic		STD 30
F	Probation Officer	1980	2007	40	5642.45	LTD Basic		STD 30
F	Probation Officer	1968	2001	40	6986.74	LTD Basic		STD 30
F	Probation Officer	1975	1996	40	7308.40	LTD Basic		STD 30
M	Probation Officer	1967	1997	40	6986.74	LTD Basic		STD 30
M	Probation Officer	1958	2000	40	6986.74	LTD Basic		STD 30
M	Probation Officer	1986	2010	40	4221.78	LTD Basic	LTD Optional	STD 60
M	Probation Officer	1985	2014	40	4929.44	LTD Basic	LTD Optional	STD 60
F	Probation Officer	1979	2009	40	5536.56	LTD Basic	LTD Optional	STD 60
F	Probation Officer	1967	1994	40	7308.40	LTD Basic	LTD Optional	STD 60
F	Probation Officer	1966	2000	40	6986.74	LTD Basic	LTD Optional	STD 60
F	Probation Officer	1965	1995	40	6986.74	LTD Basic	LTD Optional	STD 60
M	Probation Officer	1974	1998	40	6986.74	LTD Basic	LTD Optional	STD 60
M	Probation Officer	1967	1998	40	6986.74	LTD Basic	LTD Optional	STD 60
F	Probation Officer	1976	2002	40	6986.74	LTD Basic	LTD Optional	STD 60
F	Probation Officer	1978	2001	40	6986.74	LTD Basic	LTD Optional	STD 60
M	Probation Officer	1976	2015	40	6854.04	LTD Basic	LTD Optional	STD 60
M	Probation Officer	1973	2000	40	6986.74	LTD Basic	LTD Optional	STD 60
M	Probation Officer	1981	2004	40	6650.33	LTD Basic	LTD Optional	STD 60
M	Probation Officer	1979	2002	40	6986.74	LTD Basic	LTD Optional	STD 60
F	Probation Officer	1989	2012	40	4221.78	LTD Basic		STD 60
F	Probation Officer	1973	1998	40	6986.74	LTD Basic		STD 60
M	Probation Officer	1981	2004	40	6650.33	LTD Basic		STD 60
F	Probation Officer	1985	2014	20	1679.33	LTD Basic	LTD Optional	STD 90
F	Probation Officer	1979	2012	40	4393.34	LTD Basic	LTD Optional	STD 90
M	Probation Officer	1981	2006	40	4741.81	LTD Basic	LTD Optional	STD 90
M	Probation Officer	1979	2005	40	5122.45	LTD Basic	LTD Optional	STD 90
M	Probation Officer	1982	2006	40	5811.32	LTD Basic	LTD Optional	STD 90
F	Probation Officer	1966	1986	40	7454.47	LTD Basic	LTD Optional	STD 90
M	Probation Officer	1974	2002	40	6986.74	LTD Basic	LTD Optional	STD 90
F	Probation Officer	1969	1992	32	5846.72	LTD Basic	LTD Optional	STD 90
M	Probation Officer	1963	1989	40	7454.47	LTD Basic	LTD Optional	STD 90
F	Probation Officer	1967	1994	40	7308.40	LTD Basic	LTD Optional	STD 90
M	Probation Officer	1971	1997	40	6986.74	LTD Basic	LTD Optional	STD 90
F	Probation Officer	1975	2007	40	6650.33	LTD Basic	LTD Optional	STD 90
M	Probation Officer	1970	1996	40	7308.40	LTD Basic	LTD Optional	STD 90
M	Probation Officer	1973	1997	40	6986.74	LTD Basic	LTD Optional	STD 90
M	Probation Officer	1975	2006	40	6650.33	LTD Basic	LTD Optional	STD 90
F	Probation Officer	1962	1987	40	7308.40	LTD Basic	LTD Optional	STD 90
M	Probation Officer	1964	1992	40	7454.47	LTD Basic	LTD Optional	STD 90
M	Probation Officer	1980	2003	40	6880.85	LTD Basic	LTD Optional	STD 90
M	Probation Officer	1960	1983	40	7454.47	LTD Basic	LTD Optional	STD 90
F	Probation Officer	1967	2015	40	6650.33	LTD Basic		STD 90
F	Probation Officer	1957	1980	40	7454.47	LTD Basic		STD 90

LONG TERM DISABILITY AND SHORT TERM DIABILITY CENSUS

APPENDIX I

Gender	Occupation	Birth Year	Hire Year	Eligible Hours	Monthly Salary	LTD Basic	LTD Optional	STDCClass
M	Probation Officer	1978	2007	40	5811.32	LTD Basic	LTD Optional	
M	Probation Officer	1980	2009	40	5536.56	LTD Basic	LTD Optional	
F	Probation Officer	1972	2001	40	6986.74	LTD Basic	LTD Optional	
M	Probation Officer	1959	1987	40	7454.47	LTD Basic	LTD Optional	
M	Probation Officer	1963	1986	40	7454.47	LTD Basic	LTD Optional	
M	Probation Officer	1978	2001	40	6650.33	LTD Basic	LTD Optional	
M	Probation Officer	1958	1998	40	6986.74	LTD Basic	LTD Optional	
M	Probation Officer	1974	1996	40	7308.40	LTD Basic	LTD Optional	
M	Probation Officer	1968	1994	40	7308.40	LTD Basic	LTD Optional	
F	Probation Officer	1962	2000	40	6986.74	LTD Basic	LTD Optional	
M	Probation Officer	1974	1998	40	6986.74	LTD Basic	LTD Optional	
M	Probation Officer	1961	1994	40	7308.40	LTD Basic	LTD Optional	
F	Probation Officer	1969	1994	40	7308.40	LTD Basic	LTD Optional	
F	Probation Officer	1975	2004	40	6650.33	LTD Basic	LTD Optional	
F	Probation Officer	1969	2001	40	6986.74	LTD Basic	LTD Optional	
F	Probation Officer	1974	1998	20	3325.16	LTD Basic	LTD Optional	
F	Probation Officer	1971	1999	40	6986.74	LTD Basic	LTD Optional	
F	Probation Officer	1964	1996	40	7308.40	LTD Basic	LTD Optional	
M	Probation Officer	1970	1994	40	7308.40	LTD Basic	LTD Optional	
F	Probation Officer	1964	1989	40	7454.47	LTD Basic	LTD Optional	
M	Probation Officer	1967	1999	40	6986.74	LTD Basic	LTD Optional	
M	Probation Officer	1974	1996	40	7308.40	LTD Basic	LTD Optional	
F	Probation Officer	1956	1981	40	7454.47	LTD Basic	LTD Optional	
M	Probation Officer	1956	1987	40	7454.47	LTD Basic	LTD Optional	
M	Probation Officer	1965	1992	40	7454.47	LTD Basic	LTD Optional	
M	Probation Officer	1970	2002	40	6986.74	LTD Basic	LTD Optional	
M	Probation Officer	1974	2002	40	6986.74	LTD Basic	LTD Optional	
M	Probation Officer	1969	1997	40	7308.40	LTD Basic	LTD Optional	
M	Probation Officer	1963	1986	40	7454.47	LTD Basic	LTD Optional	
M	Probation Officer	1969	1993	40	7308.40	LTD Basic	LTD Optional	
M	Probation Officer	1974	1997	40	7308.40	LTD Basic	LTD Optional	
M	Probation Officer	1968	2002	40	6986.74	LTD Basic	LTD Optional	
F	Probation Officer	1980	2014	40	4393.34	LTD Basic		
F	Probation Officer	1985	2009	40	3641.47	LTD Basic		
F	Probation Officer	1982	2012	40	5122.45	LTD Basic		
M	Probation Officer	1987	2012	40	4221.78	LTD Basic		
F	Probation Officer	1991	2016	40	4393.34	LTD Basic		
M	Probation Officer	1968	2000	40	6103.49	LTD Basic		
F	Probation Officer	1988	2010	40	5122.45	LTD Basic		
M	Probation Officer	1953	2002	40	5811.32	LTD Basic		
F	Probation Officer	1983	2015	40	4929.44	LTD Basic		
M	Probation Officer	1978	2012	40	5122.45	LTD Basic		
M	Probation Officer	1987	2011	40	5122.45	LTD Basic		
M	Probation Officer	1965	1990	40	7454.47	LTD Basic		
F	Probation Officer	1957	1980	40	7454.47	LTD Basic		

LONG TERM DISABILITY AND SHORT TERM DIABILITY CENSUS

APPENDIX I

Gender	Occupation	Birth Year	Hire Year	Eligible Hours	Monthly Salary	LTD Basic	LTD Optional	STDClass
F	Probation Officer	1963	1987	40	7454.47	LTD Basic		
M	Probation Officer	1960	1999	40	6986.74	LTD Basic		
F	Probation Officer	1956	1987	40	7454.47	LTD Basic		
M	Probation Officer	1969	1995	40	7308.40	LTD Basic		
F	Probation Officer	1969	1995	40	7308.40	LTD Basic		
F	Probation Officer	1977	2002	40	6650.33	LTD Basic		
M	Probation Officer	1971	1995	40	7308.40	LTD Basic		
M	Probation Officer	1968	1993	40	7308.40	LTD Basic		
M	Probation Officer	1966	1995	40	7308.40	LTD Basic		
M	Probation Officer	1961	1985	40	7454.47	LTD Basic		
M	Probation Officer	1965	1991	40	7454.47	LTD Basic		
F	Probation Officer	1958	1989	40	7454.47	LTD Basic		
M	Probation Officer	1969	2001	40	6986.74	LTD Basic		
M	Probation Officer	1970	1996	40	7308.40	LTD Basic		
M	Probation Officer	1957	1982	40	7454.47	LTD Basic		
F	Probation Officer	1974	2001	40	6650.33	LTD Basic		
F	Probation Officer	1979	2006	40	6650.33	LTD Basic		
F	Probation Officer	1970	2014	40	6099.47	LTD Basic		
F	Probation Officer	1973	2000	32	5320.26	LTD Basic		
M	Probation Officer	1957	1994	40	7308.40	LTD Basic		
M	Probation Officer	1980	2001	40	6650.33	LTD Basic		
F	Probation Officer	1971	1995	40	7308.40	LTD Basic		
M	Probation Officer	1958	1999	40	6986.74	LTD Basic		
M	Probation Officer	1971	1996	40	7308.40	LTD Basic		
M	Probation Officer	1971	1997	40	7308.40	LTD Basic		
F	Probation Officer	1971	1997	40	7308.40	LTD Basic		
F	Probation Officer	1969	1996	40	7308.40	LTD Basic		
F	Probation Officer	1982	2014	40	5214.91	LTD Basic		
M	Probation Officer	1979	2002	40	6986.74	LTD Basic		
M	Probation Officer	1963	1993	40	7308.40	LTD Basic		
F	Probation Officer	1957	1988	40	7454.47	LTD Basic		
F	Probation Officer	1962	2000	40	6986.74	LTD Basic		
M	Probation Officer	1963	1986	40	7454.47	LTD Basic		
M	Probation Officer	1978	2003	40	6650.33	LTD Basic		
F	Probation Officer	1976	2016	40	5642.45	LTD Basic		
M	Probation Officer	1963	1985	40	7454.47	LTD Basic		
F	Probation Officer	1966	1997	40	7308.40	LTD Basic		
F	Probation Officer	1983	2006	40	6650.33	LTD Basic		
M	Probation Officer	1974	2000	40	6986.74	LTD Basic		
M	Probation Officer	1968	1993	40	7308.40	LTD Basic		
F	Procurement Specialist	1960	2013	40	6415.79	LTD Basic	LTD Optional	STD 30
F	Procurement Specialist	1985	2014	40	6057.94	LTD Basic		STD 30
F	Procurement Specialist	1963	2013	40	6415.79	LTD Basic		STD 30
M	Procurement Specialist	1976	2016	40	4539.42	LTD Basic	LTD Optional	STD 90
M	Procurement Specialist	1985	2017	40	6177.21	LTD Basic		

LONG TERM DISABILITY AND SHORT TERM DIABILITY CENSUS

APPENDIX I

Gender	Occupation	Birth Year	Hire Year	Eligible Hours	Monthly Salary	LTD Basic	LTD Optional	STDClass
F	Program Analyst	1961	1994	36	5721.12	LTD Basic	LTD Optional	STD 60
M	Program Analyst	1963	1998	40	6986.74	LTD Basic	LTD Optional	STD 90
F	Program Analyst	1961	2014	40	6057.94	LTD Basic	LTD Optional	
F	Program Analyst	1937	1990	40	9992.91	LTD Basic		
F	Program Analyst	1966	2005	40	6682.48	LTD Basic		
F	Program Analyst	1989	2013	40	5398.52	LTD Basic		
F	Program Evaluator	1990	2014	40	4720.36	LTD Basic	LTD Optional	STD 30
M	Program Evaluator	1951	2008	40	6880.85	LTD Basic	LTD Optional	STD 30
F	Program Evaluator	1956	2002	40	7221.28	LTD Basic	LTD Optional	STD 30
M	Program Evaluator	1948	2007	40	7221.28	LTD Basic	LTD Optional	STD 30
M	Program Evaluator	1970	2017	40	7709.13	LTD Basic	LTD Optional	STD 30
M	Program Evaluator	1965	2005	40	7221.28	LTD Basic	LTD Optional	STD 90
F	Program Evaluator	1969	2015	40	6682.48	LTD Basic	LTD Optional	
M	Program Evaluator	1976	2001	40	7221.28	LTD Basic		
M	Program Specialist	1961	2009	40	6808.46	LTD Basic	LTD Optional	STD 30
F	Program Specialist	1965	1994	40	6488.15	LTD Basic	LTD Optional	STD 30
F	Program Specialist	1964	1989	40	6488.15	LTD Basic	LTD Optional	STD 30
F	Program Specialist	1974	1998	40	6808.46	LTD Basic	LTD Optional	STD 90
F	Program Specialist	1971	2000	40	6808.46	LTD Basic	LTD Optional	STD 90
F	Program Specialist	1963	1988	40	7115.39	LTD Basic	LTD Optional	STD 90
F	Program Specialist	1960	1988	40	6808.46	LTD Basic	LTD Optional	
F	Program Specialist	1955	2005	40	7258.80	LTD Basic		
M	Program Specialist	1973	2016	40	5280.58	LTD Basic		
M	Program Specialist	1957	1998	40	6808.46	LTD Basic		
F	Project Manager	1952	1997	40	8482.45	LTD Basic	LTD Optional	STD 60
M	Project Manager	1960	1995	40	8482.45	LTD Basic	LTD Optional	
M	Project Manager	1978	2006	40	8482.45	LTD Basic	LTD Optional	
M	Project Manager	1983	2013	40	7663.55	LTD Basic		
M	Psychiatrist	1972	2017	32	15343.20	LTD Basic	LTD Optional	STD 90
M	Psychiatrist	1949	2007	20	9589.50	LTD Basic		
M	Psychiatrist	1984	2014	40	19179.00	LTD Basic		
F	Psychologist	1956	1990	40	10581.28	LTD Basic	LTD Optional	STD 90
F	Psychologist	1968	2004	40	6057.94	LTD Basic	LTD Optional	
F	Psychologist	1951	2008	20	3244.08	LTD Basic		
F	Psychologist	1978	2016	40	9450.11	LTD Basic		
F	Psychologist	1967	2016	40	8993.09	LTD Basic		
F	Public Health Nurse	1960	2017	40	6750.94	LTD Basic	LTD Optional	STD 30
F	Public Health Nurse	1956	1988	40	6750.94	LTD Basic	LTD Optional	STD 30
F	Public Health Nurse	1963	2013	40	6438.56	LTD Basic	LTD Optional	STD 30
F	Public Health Nurse	1977	1998	32	5400.75	LTD Basic	LTD Optional	STD 30
F	Public Health Nurse	1973	1999	40	7225.90	LTD Basic	LTD Optional	STD 30
F	Public Health Nurse	1956	2009	40	7225.90	LTD Basic	LTD Optional	STD 30
F	Public Health Nurse	1957	1998	40	8498.98	LTD Basic	LTD Optional	STD 30
F	Public Health Nurse	1968	1997	40	7703.85	LTD Basic	LTD Optional	STD 30
F	Public Health Nurse	1964	2016	40	6438.56	LTD Basic	LTD Optional	STD 30

LONG TERM DISABILITY AND SHORT TERM DIABILITY CENSUS

APPENDIX I

Gender	Occupation	Birth Year	Hire Year	Eligible Hours	Monthly Salary	LTD Basic	LTD Optional	STDClass
F	Public Health Nurse	1969	2011	40	6750.94	LTD Basic	LTD Optional	STD 30
F	Public Health Nurse	1983	2016	40	5494.45	LTD Basic	LTD Optional	STD 30
F	Public Health Nurse	1982	2017	40	6187.54	LTD Basic	LTD Optional	STD 30
F	Public Health Nurse	1978	2017	40	5915.26	LTD Basic	LTD Optional	STD 30
F	Public Health Nurse	1986	2015	40	6187.54	LTD Basic	LTD Optional	STD 30
F	Public Health Nurse	1978	2007	40	6750.94	LTD Basic	LTD Optional	STD 30
F	Public Health Nurse	1959	2014	40	7225.90	LTD Basic	LTD Optional	STD 30
F	Public Health Nurse	1956	1979	40	7225.90	LTD Basic	LTD Optional	STD 30
F	Public Health Nurse	1951	2009	40	7703.85	LTD Basic	LTD Optional	STD 30
F	Public Health Nurse	1973	2014	40	6187.54	LTD Basic	LTD Optional	STD 30
F	Public Health Nurse	1978	2013	40	6438.56	LTD Basic	LTD Optional	STD 30
F	Public Health Nurse	1951	2001	40	7225.90	LTD Basic	LTD Optional	STD 30
F	Public Health Nurse	1969	2004	40	7551.65	LTD Basic	LTD Optional	STD 30
F	Public Health Nurse	1977	2004	40	6438.56	LTD Basic		STD 30
F	Public Health Nurse	1983	2013	40	6187.54	LTD Basic		STD 30
F	Public Health Nurse	1987	2017	40	5727.35	LTD Basic		STD 30
F	Public Health Nurse	1983	2014	40	6438.56	LTD Basic		STD 30
F	Public Health Nurse	1980	2007	40	7225.90	LTD Basic		STD 30
F	Public Health Nurse	1988	2017	40	5098.42	LTD Basic		STD 30
F	Public Health Nurse	1987	2015	40	6438.56	LTD Basic		STD 30
F	Public Health Nurse	1984	2017	40	5727.35	LTD Basic		STD 30
F	Public Health Nurse	1961	2013	40	6750.94	LTD Basic	LTD Optional	STD 60
F	Public Health Nurse	1958	1985	24	4335.54	LTD Basic	LTD Optional	STD 60
F	Public Health Nurse	1954	1980	40	7703.85	LTD Basic	LTD Optional	STD 60
F	Public Health Nurse	1966	2003	40	7225.90	LTD Basic	LTD Optional	STD 60
F	Public Health Nurse	1980	2017	40	7225.90	LTD Basic		STD 60
F	Public Health Nurse	1961	1988	40	7703.85	LTD Basic		STD 60
F	Public Health Nurse	1983	2017	40	5915.26	LTD Basic		STD 60
F	Public Health Nurse	1977	2017	40	5915.26	LTD Basic	LTD Optional	STD 90
F	Public Health Nurse	1983	2016	40	6438.56	LTD Basic	LTD Optional	STD 90
F	Public Health Nurse	1962	2001	40	7551.65	LTD Basic	LTD Optional	STD 90
F	Public Health Nurse	1958	1986	40	7703.85	LTD Basic	LTD Optional	STD 90
F	Public Health Nurse	1953	2007	40	7551.65	LTD Basic	LTD Optional	STD 90
F	Public Health Nurse	1960	2013	40	6187.54	LTD Basic	LTD Optional	STD 90
F	Public Health Nurse	1964	2005	32	5780.72	LTD Basic	LTD Optional	STD 90
M	Public Health Nurse	1973	2006	40	6750.94	LTD Basic	LTD Optional	STD 90
F	Public Health Nurse	1955	1988	40	7703.85	LTD Basic	LTD Optional	STD 90
F	Public Health Nurse	1985	2017	40	5727.35	LTD Basic		STD 90
F	Public Health Nurse	1987	2009	40	6438.56	LTD Basic		STD 90
F	Public Health Nurse	1985	2016	40	5915.26	LTD Basic		STD 90
F	Public Health Nurse	1956	1983	32	6041.32	LTD Basic	LTD Optional	
F	Public Health Nurse	1961	2012	40	7551.65	LTD Basic	LTD Optional	
F	Public Health Nurse	1964	2009	40	7225.90	LTD Basic	LTD Optional	
F	Public Health Nurse	1955	2006	24	4335.54	LTD Basic	LTD Optional	
F	Public Health Nurse	1956	1983	32	6163.08	LTD Basic	LTD Optional	

LONG TERM DISABILITY AND SHORT TERM DIABILITY CENSUS

APPENDIX I

Gender	Occupation	Birth Year	Hire Year	Eligible Hours	Monthly Salary	LTD Basic	LTD Optional	STDClass
F	Public Health Nurse	1975	2001	32	5780.72	LTD Basic	LTD Optional	
F	Public Health Nurse	1978	2014	40	6438.56	LTD Basic		
F	Public Health Nurse	1959	1985	32	6163.08	LTD Basic		
F	Public Health Nurse	1983	2008	40	6750.94	LTD Basic		
F	Public Health Nurse	1991	2016	40	5727.35	LTD Basic		
F	Public Health Nurse	1949	1985	40	7703.85	LTD Basic		
F	Public Health Nurse	1984	2014	32	4732.21	LTD Basic		
F	Public Health Nurse	1952	2008	40	7225.90	LTD Basic		
F	Public Health Nurse	1977	2008	40	6438.56	LTD Basic		
F	Public Health Nurse	1976	2017	40	5300.62	LTD Basic		
F	Public Health Nurse	1974	2014	40	6438.56	LTD Basic		
F	Public Health Nurse	1992	2017	40	5494.45	LTD Basic		
F	Public Health Nurse	1985	2015	20	3219.28	LTD Basic		
F	Public Health Nurse	1980	2017	40	6438.56	LTD Basic		
F	Public Health Nurse	1957	1983	36	6796.49	LTD Basic		
F	Public Health Nurse	1991	2017	30	3975.46	LTD Basic		
F	Public Health Nurse	1957	1992	40	7225.90	LTD Basic		
F	Public Health Nurse	1952	1983	40	7703.85	LTD Basic		
F	Public Health Nurse	1956	1998	40	7551.65	LTD Basic		
F	Public Health Nurse	1972	2016	40	5494.45	LTD Basic		
F	Public Health Nurse Clinician	1987	2014	40	7233.46	LTD Basic	LTD Optional	STD 30
F	Public Health Nurse Clinician	1976	2002	40	8129.15	LTD Basic	LTD Optional	STD 30
F	Public Health Nurse Clinician	1960	2014	40	7587.66	LTD Basic	LTD Optional	STD 30
F	Public Health Nurse Clinician	1985	2008	40	6953.13	LTD Basic		STD 30
F	Public Health Nurse Clinician	1972	2015	40	8671.10	LTD Basic	LTD Optional	STD 60
F	Public Health Nurse Clinician	1956	2010	40	8498.98	LTD Basic	LTD Optional	STD 90
F	Public Health Nurse Clinician	1974	2001	40	8671.10	LTD Basic	LTD Optional	STD 90
F	Public Health Nurse Clinician	1971	1997	40	8129.15	LTD Basic	LTD Optional	
F	Public Health Nurse Clinician	1946	2004	40	8671.10	LTD Basic	LTD Optional	
F	Public Health Nurse Clinician	1948	2001	40	8498.98	LTD Basic	LTD Optional	
F	Public Health Nurse Clinician	1977	2012	40	7233.46	LTD Basic		
F	Public Health Nurse Clinician	1969	2016	40	8129.15	LTD Basic		
M	Public Health Nurse Clinician	1979	2012	40	5954.66	LTD Basic		
F	Public Health Nurse Clinician	1969	2008	40	7587.66	LTD Basic		
F	Public Health Prog Supervisor	1959	2001	40	8006.65	LTD Basic		
F	Public Health Section Manager	1970	2016	40	9305.36	LTD Basic	LTD Optional	STD 30
F	Public Health Section Manager	1955	2010	40	9305.36	LTD Basic	LTD Optional	STD 90
F	Public Health Section Manager	1978	2001	40	7372.72	LTD Basic	LTD Optional	
F	Public Health Section Manager	1980	2015	40	6548.46	LTD Basic		
M	Public Information Officer	1962	2008	40	7851.19	LTD Basic	LTD Optional	STD 60
F	Public Information Officer	1969	2017	40	7508.09	LTD Basic		
M	Public Sector Administrator	1969	1999	40	5633.33	LTD Basic	LTD Optional	STD 90
M	Public Sector Administrator	1979	2015	40	9211.08	LTD Basic	LTD Optional	
F	Public Sector Administrator	1955	2000	40	13998.17	LTD Basic		
M	Public Works Technician	1955	2015	40	5398.52	LTD Basic	LTD Optional	STD 30

LONG TERM DISABILITY AND SHORT TERM DIABILITY CENSUS

APPENDIX I

Gender	Occupation	Birth Year	Hire Year	Eligible Hours	Monthly Salary	LTD Basic	LTD Optional	STDClass
F	Public Works Technician	1965	2001	40	5742.97	LTD Basic		STD 30
M	Public Works Technician	1983	2009	40	6951.89	LTD Basic	LTD Optional	STD 90
M	Public Works Technician	1957	1984	40	6124.94	LTD Basic		
M	Public Works Technician	1983	2017	40	3390.83	LTD Basic		
M	Public Works Technician	1960	2014	40	4645.30	LTD Basic		
M	Real Estate Appr	1978	2010	40	5610.30	LTD Basic		
M	Real Estate Appr	1986	2014	40	4800.77	LTD Basic		
M	Real Estate Appraiser	1968	2014	40	7548.30	LTD Basic	LTD Optional	STD 30
F	Real Estate Appraiser	1960	2001	40	6548.46	LTD Basic	LTD Optional	STD 30
F	Real Estate Appraiser	1967	2014	40	4826.25	LTD Basic	LTD Optional	STD 30
F	Real Estate Appraiser	1970	1997	40	7221.28	LTD Basic	LTD Optional	STD 30
M	Real Estate Appraiser	1964	2013	40	6984.04	LTD Basic	LTD Optional	STD 30
M	Real Estate Appraiser	1970	1999	40	6110.21	LTD Basic	LTD Optional	STD 60
M	Real Estate Appraiser	1955	2005	40	5823.40	LTD Basic	LTD Optional	STD 60
M	Real Estate Appraiser	1978	2013	40	6984.04	LTD Basic	LTD Optional	STD 60
M	Real Estate Appraiser	1959	2017	40	7699.75	LTD Basic	LTD Optional	STD 90
M	Real Estate Appraiser	1984	2016	40	3804.97	LTD Basic	LTD Optional	STD 90
F	Real Estate Appraiser	1979	2006	40	5025.94	LTD Basic	LTD Optional	STD 90
M	Real Estate Appraiser	1963	2005	40	6110.21	LTD Basic	LTD Optional	STD 90
M	Real Estate Appraiser	1947	2007	40	6548.46	LTD Basic	LTD Optional	STD 90
M	Real Estate Appraiser	1968	1994	40	7221.28	LTD Basic	LTD Optional	STD 90
M	Real Estate Appraiser	1982	2016	40	5722.88	LTD Basic	LTD Optional	STD 90
M	Real Estate Appraiser	1963	2014	40	5267.18	LTD Basic	LTD Optional	
M	Real Estate Appraiser	1962	2002	40	6238.86	LTD Basic	LTD Optional	
M	Real Estate Appraiser	1965	1981	40	6411.77	LTD Basic	LTD Optional	
M	Real Estate Appraiser	1960	1994	40	6705.27	LTD Basic	LTD Optional	
M	Real Estate Appraiser	1963	2008	40	5946.68	LTD Basic	LTD Optional	
M	Real Estate Appraiser	1961	2009	40	5946.68	LTD Basic	LTD Optional	
M	Real Estate Appraiser	1964	1999	40	6846.00	LTD Basic	LTD Optional	
M	Real Estate Appraiser	1981	2016	40	4131.99	LTD Basic		
M	Real Estate Appraiser	1969	2005	40	6110.21	LTD Basic		
M	Real Estate Appraiser	1950	2005	40	6880.85	LTD Basic		
M	Real Estate Appraiser	1964	2005	40	6880.85	LTD Basic		
F	Real Estate Appraiser	1963	1993	40	6001.65	LTD Basic		
F	Real Estate Appraiser	1957	1975	40	9350.94	LTD Basic		
F	Real Estate Appraiser	1960	2007	40	5946.68	LTD Basic		
F	Real Estate Appraiser	1959	2015	40	5722.88	LTD Basic		
F	Residential Counselor	1977	2007	16	1509.12	LTD Basic	LTD Optional	STD 30
M	Residential Counselor	1960	2004	35	3397.36	LTD Basic	LTD Optional	STD 30
F	Residential Counselor	1972	1996	40	4004.66	LTD Basic	LTD Optional	STD 30
M	Residential Counselor	1972	2010	35	3301.19	LTD Basic	LTD Optional	STD 30
F	Residential Counselor	1962	2001	40	3882.70	LTD Basic	LTD Optional	STD 30
F	Residential Counselor	1964	2002	40	3882.70	LTD Basic	LTD Optional	STD 30
M	Residential Counselor	1958	1994	40	4185.61	LTD Basic	LTD Optional	STD 30
F	Residential Counselor	1961	1986	40	4268.71	LTD Basic	LTD Optional	STD 30

LONG TERM DISABILITY AND SHORT TERM DIABILITY CENSUS

APPENDIX I

Gender	Occupation	Birth Year	Hire Year	Eligible Hours	Monthly Salary	LTD Basic	LTD Optional	STDClass
F	Residential Counselor	1976	2004	32	3106.16	LTD Basic	LTD Optional	STD 30
F	Residential Counselor	1978	2010	40	3772.79	LTD Basic	LTD Optional	STD 30
F	Residential Counselor	1960	2000	40	4004.66	LTD Basic	LTD Optional	STD 30
M	Residential Counselor	1960	2011	40	3649.50	LTD Basic	LTD Optional	STD 30
F	Residential Counselor	1970	2013	16	1459.80	LTD Basic	LTD Optional	STD 30
M	Residential Counselor	1957	2011	20	1777.84	LTD Basic		STD 30
M	Residential Counselor	1955	2006	35	3397.36	LTD Basic		STD 30
F	Residential Counselor	1980	1998	40	4004.66	LTD Basic		STD 30
M	Residential Counselor	1952	2003	32	3106.16	LTD Basic		STD 30
F	Residential Counselor	1971	2008	32	3018.23	LTD Basic		STD 30
M	Residential Counselor	1965	2016	20	1678.66	LTD Basic		STD 30
F	Residential Counselor	1960	1986	40	4268.71	LTD Basic		STD 30
F	Residential Counselor	1957	1980	40	4268.71	LTD Basic	LTD Optional	STD 60
M	Residential Counselor	1961	2010	16	1509.12	LTD Basic	LTD Optional	STD 60
M	Residential Counselor	1969	2006	32	3106.16	LTD Basic		STD 60
M	Residential Counselor	1965	1987	32	3414.96	LTD Basic	LTD Optional	STD 90
M	Residential Counselor	1980	2012	32	2919.60	LTD Basic	LTD Optional	STD 90
M	Residential Counselor	1973	2006	40	3882.70	LTD Basic	LTD Optional	STD 90
F	Residential Counselor	1987	2014	16	1422.27	LTD Basic	LTD Optional	STD 90
F	Residential Counselor	1979	2016	20	1678.66	LTD Basic	LTD Optional	STD 90
F	Residential Counselor	1960	1993	40	4185.61	LTD Basic	LTD Optional	STD 90
M	Residential Counselor	1975	2007	40	3882.70	LTD Basic	LTD Optional	STD 90
F	Residential Counselor	1966	1992	40	4185.61	LTD Basic	LTD Optional	
M	Residential Counselor	1957	2014	16	1422.27	LTD Basic	LTD Optional	
M	Residential Counselor	1959	1979	40	4268.71	LTD Basic	LTD Optional	
F	Residential Counselor	1979	2004	20	1941.35	LTD Basic	LTD Optional	
M	Residential Counselor	1958	2000	40	4004.66	LTD Basic	LTD Optional	
F	Residential Counselor	1988	2008	20	1678.66	LTD Basic	LTD Optional	
F	Residential Counselor	1971	2006	40	3882.70	LTD Basic		
M	Residential Counselor	1960	2006	40	3772.79	LTD Basic		
F	Residential Counselor	1979	2015	16	1376.70	LTD Basic		
F	Residential Counselor	1954	1995	40	4185.61	LTD Basic		
M	Residential Counselor	1972	2010	20	1886.40	LTD Basic		
F	Residential Counselor	1960	2001	16	1553.08	LTD Basic		
M	Residential Counselor	1969	2008	40	3772.79	LTD Basic		
M	Residential Counselor	1963	2001	40	3882.70	LTD Basic		
M	Residential Counselor	1970	2012	16	1459.80	LTD Basic		
F	Residential Counselor	1963	1983	32	3348.49	LTD Basic		
M	Residential Counselor	1986	2008	40	3772.79	LTD Basic		
M	Residential Counselor	1958	2002	40	3882.70	LTD Basic		
M	Residential Counselor	1984	2009	32	3018.23	LTD Basic		
M	Residential Counselor	1962	2003	40	3882.70	LTD Basic		
F	Residential Counselor	1982	2008	20	1886.40	LTD Basic		
F	Residential Counselor	1959	2014	20	1777.84	LTD Basic		
F	Residential Counselor	1973	2000	32	3203.73	LTD Basic		

LONG TERM DISABILITY AND SHORT TERM DIABILITY CENSUS

APPENDIX I

Gender	Occupation	Birth Year	Hire Year	Eligible Hours	Monthly Salary	LTD Basic	LTD Optional	STDClass
M	Residential Counselor	1969	1995	20	1941.35	LTD Basic		
M	Residential Counselor	1983	2007	40	3772.79	LTD Basic		
M	Residential Counselor	1976	2007	35	3301.19	LTD Basic		
M	Residential Counselor	1983	2015	16	1376.70	LTD Basic		
F	Residential Counselor	1989	2017	16	1304.33	LTD Basic		
F	Residential Counselor	1958	2001	40	3882.70	LTD Basic		
F	Residential Counselor	1966	2016	16	1376.70	LTD Basic		
F	Residential Counselor	1966	2011	20	1886.40	LTD Basic		
M	Residential Counselor	1974	2011	8	688.35	LTD Basic		
M	Residential Counselor	1970	2008	32	3018.23	LTD Basic		
M	Residential Counselor	1964	2013	16	1422.27	LTD Basic		
M	Residential Counselor	1979	2011	40	3555.67	LTD Basic		
M	Residential Counselor	1976	2012	40	3649.50	LTD Basic		
F	Residential Counselor	1975	2008	16	1509.12	LTD Basic		
F	Residential Counselor	1979	2017	20	1630.41	LTD Basic		
M	Residential Counselor	1981	2016	16	1342.93	LTD Basic		
M	Residential Counselor	1989	2014	20	1777.84	LTD Basic		
M	Residential Counselor	1980	2012	16	1459.80	LTD Basic		
M	Residential Counselor	1964	2006	40	3882.70	LTD Basic		
M	Residential Counselor	1974	2013	16	1459.80	LTD Basic		
F	Residential Counselor	1962	2010	20	1824.75	LTD Basic		
F	Residential Counselor	1971	2017	16	1342.93	LTD Basic		
F	Residential Counselor	1971	2014	16	1422.27	LTD Basic		
M	Residential Counselor	1976	2014	16	1422.27	LTD Basic		
F	Residential Counselor	1980	2015	32	2753.40	LTD Basic		
M	Residential Counselor	1971	2011	32	3018.23	LTD Basic		
F	Residential Counselor	1973	2011	16	1459.80	LTD Basic		
F	Senior Child Protection Worker	1960	2012	40	6682.48	LTD Basic	LTD Optional	STD 30
M	Senior Child Protection Worker	1971	2005	40	6682.48	LTD Basic	LTD Optional	STD 30
F	Senior Child Protection Worker	1969	1998	40	6808.46	LTD Basic	LTD Optional	STD 30
F	Senior Child Protection Worker	1976	2002	40	7018.89	LTD Basic	LTD Optional	STD 30
F	Senior Child Protection Worker	1958	2007	40	7018.89	LTD Basic	LTD Optional	STD 30
M	Senior Child Protection Worker	1969	2003	40	6682.48	LTD Basic	LTD Optional	STD 30
F	Senior Child Protection Worker	1963	2002	40	7372.72	LTD Basic	LTD Optional	STD 30
F	Senior Child Protection Worker	1959	1991	40	7709.13	LTD Basic	LTD Optional	STD 30
F	Senior Child Protection Worker	1957	1990	40	7861.92	LTD Basic		STD 30
F	Senior Child Protection Worker	1972	2002	40	7855.21	LTD Basic		STD 30
F	Senior Child Protection Worker	1960	2015	40	6682.48	LTD Basic		STD 30
F	Senior Child Protection Worker	1976	2000	40	7018.89	LTD Basic		STD 30
F	Senior Child Protection Worker	1961	1999	40	6808.46	LTD Basic	LTD Optional	STD 60
F	Senior Child Protection Worker	1981	2008	40	7479.93	LTD Basic	LTD Optional	STD 60
F	Senior Child Protection Worker	1980	2002	40	7018.89	LTD Basic		STD 60
F	Senior Child Protection Worker	1972	2002	40	6808.46	LTD Basic		STD 60
F	Senior Child Protection Worker	1977	2002	20	3341.24	LTD Basic	LTD Optional	STD 90
F	Senior Child Protection Worker	1954	1986	40	7861.92	LTD Basic	LTD Optional	STD 90

LONG TERM DISABILITY AND SHORT TERM DIABILITY CENSUS

APPENDIX I

Gender	Occupation	Birth Year	Hire Year	Eligible Hours	Monthly Salary	LTD Basic	LTD Optional	STDClass
F	Senior Child Protection Worker	1958	1994	40	7709.13	LTD Basic	LTD Optional	STD 90
M	Senior Child Protection Worker	1981	2013	40	6187.94	LTD Basic		STD 90
F	Senior Child Protection Worker	1966	2013	40	6682.48	LTD Basic		STD 90
F	Senior Child Protection Worker	1957	1988	40	7258.80	LTD Basic	LTD Optional	
M	Senior Child Protection Worker	1963	2002	40	7372.72	LTD Basic	LTD Optional	
M	Senior Child Protection Worker	1950	1985	40	7861.92	LTD Basic	LTD Optional	
F	Senior Child Protection Worker	1978	2011	40	6682.48	LTD Basic	LTD Optional	
F	Senior Child Protection Worker	1953	2005	40	6187.94	LTD Basic	LTD Optional	
F	Senior Child Protection Worker	1981	2007	40	6187.94	LTD Basic	LTD Optional	
F	Senior Child Protection Worker	1961	2002	40	7018.89	LTD Basic	LTD Optional	
M	Senior Child Protection Worker	1979	2005	40	6187.94	LTD Basic	LTD Optional	
F	Senior Child Protection Worker	1966	2000	40	7372.72	LTD Basic		
F	Senior Child Protection Worker	1950	1973	40	7861.92	LTD Basic		
F	Senior Child Protection Worker	1960	1998	40	7018.89	LTD Basic		
F	Senior Child Protection Worker	1969	1999	40	7372.72	LTD Basic		
F	Senior Child Protection Worker	1961	2015	40	6415.79	LTD Basic		
F	Senior Child Protection Worker	1980	2015	40	6682.48	LTD Basic		
M	Senior Child Protection Worker	1968	1998	40	8211.71	LTD Basic		
F	Senior Child Protection Worker	1971	2016	40	6415.79	LTD Basic		
F	Senior Child Protection Worker	1972	1999	40	7372.72	LTD Basic		
M	Senior Child Protection Worker	1963	2010	40	6682.48	LTD Basic		
M	Service Worker	1998	2016	38	1906.03	LTD Basic	LTD Optional	STD 90
M	Service Worker	1980	2017	38	1906.03	LTD Basic	LTD Optional	
M	Service Worker	1961	2010	38	2133.94	LTD Basic		
M	Shop Mechanic	1958	1996	40	4850.64	LTD Basic	LTD Optional	STD 60
M	Shop Mechanic	1975	2016	40	4276.84	LTD Basic	LTD Optional	STD 90
M	Shop Mechanic	1982	2008	40	5038.81	LTD Basic		
M	Shop Mechanic	1980	2015	40	4564.90	LTD Basic		
F	Social Worker	1977	1998	40	6187.94	LTD Basic	LTD Optional	STD 30
F	Social Worker	1982	2011	40	5094.29	LTD Basic	LTD Optional	STD 30
M	Social Worker	1959	1997	40	6335.36	LTD Basic	LTD Optional	STD 30
F	Social Worker	1984	2009	40	5504.41	LTD Basic	LTD Optional	STD 30
F	Social Worker	1986	2014	40	4899.96	LTD Basic	LTD Optional	STD 30
F	Social Worker	1980	2004	40	5504.41	LTD Basic	LTD Optional	STD 30
F	Social Worker	1987	2016	40	4720.36	LTD Basic	LTD Optional	STD 30
F	Social Worker	1968	2015	40	5504.41	LTD Basic	LTD Optional	STD 30
F	Social Worker	1981	2005	40	6488.15	LTD Basic	LTD Optional	STD 30
F	Social Worker	1970	1999	40	6808.46	LTD Basic	LTD Optional	STD 30
F	Social Worker	1969	1996	20	3244.08	LTD Basic	LTD Optional	STD 30
F	Social Worker	1954	1999	40	6808.46	LTD Basic	LTD Optional	STD 30
F	Social Worker	1962	2014	40	6187.94	LTD Basic	LTD Optional	STD 30
M	Social Worker	1973	2004	40	6488.15	LTD Basic	LTD Optional	STD 30
F	Social Worker	1968	2002	40	6808.46	LTD Basic	LTD Optional	STD 30
F	Social Worker	1959	1986	40	7258.80	LTD Basic	LTD Optional	STD 30
F	Social Worker	1978	2002	40	6488.15	LTD Basic	LTD Optional	STD 30

LONG TERM DISABILITY AND SHORT TERM DIABILITY CENSUS

APPENDIX I

Gender	Occupation	Birth Year	Hire Year	Eligible Hours	Monthly Salary	LTD Basic	LTD Optional	STDClass
F	Social Worker	1975	2004	40	6488.15	LTD Basic	LTD Optional	STD 30
M	Social Worker	1957	1991	40	7115.39	LTD Basic	LTD Optional	STD 30
F	Social Worker	1978	2005	40	6488.15	LTD Basic	LTD Optional	STD 30
F	Social Worker	1955	1994	40	7855.21	LTD Basic	LTD Optional	STD 30
F	Social Worker	1962	2001	40	6488.15	LTD Basic	LTD Optional	STD 30
F	Social Worker	1962	2002	40	6488.15	LTD Basic	LTD Optional	STD 30
F	Social Worker	1955	2001	40	6808.46	LTD Basic	LTD Optional	STD 30
M	Social Worker	1970	2001	40	6808.46	LTD Basic	LTD Optional	STD 30
F	Social Worker	1966	2000	40	6808.46	LTD Basic	LTD Optional	STD 30
F	Social Worker	1980	2002	40	6488.15	LTD Basic	LTD Optional	STD 30
F	Social Worker	1965	2014	40	6187.94	LTD Basic	LTD Optional	STD 30
F	Social Worker	1971	1998	40	6808.46	LTD Basic	LTD Optional	STD 30
F	Social Worker	1962	1998	40	6808.46	LTD Basic	LTD Optional	STD 30
F	Social Worker	1953	1995	40	6488.15	LTD Basic	LTD Optional	STD 30
F	Social Worker	1974	2003	32	5190.52	LTD Basic	LTD Optional	STD 30
F	Social Worker	1967	2004	40	6808.46	LTD Basic	LTD Optional	STD 30
F	Social Worker	1964	2005	20	3093.97	LTD Basic	LTD Optional	STD 30
F	Social Worker	1972	2002	40	6488.15	LTD Basic	LTD Optional	STD 30
F	Social Worker	1958	2002	40	6808.46	LTD Basic	LTD Optional	STD 30
F	Social Worker	1975	2012	40	6187.94	LTD Basic	LTD Optional	STD 30
F	Social Worker	1970	2002	40	6488.15	LTD Basic	LTD Optional	STD 30
M	Social Worker	1979	2009	40	6488.15	LTD Basic	LTD Optional	STD 30
F	Social Worker	1975	2008	40	5504.41	LTD Basic	LTD Optional	STD 30
F	Social Worker	1960	2010	32	4950.35	LTD Basic	LTD Optional	STD 30
F	Social Worker	1977	2001	40	6187.94	LTD Basic	LTD Optional	STD 30
F	Social Worker	1974	2002	40	6488.15	LTD Basic	LTD Optional	STD 30
F	Social Worker	1982	2016	40	5946.68	LTD Basic	LTD Optional	STD 30
M	Social Worker	1977	2015	40	6187.94	LTD Basic	LTD Optional	STD 30
F	Social Worker	1980	2003	40	6808.46	LTD Basic	LTD Optional	STD 30
F	Social Worker	1962	2001	40	5722.88	LTD Basic	LTD Optional	STD 30
F	Social Worker	1957	2008	40	6488.15	LTD Basic	LTD Optional	STD 30
F	Social Worker	1980	2004	40	5946.68	LTD Basic	LTD Optional	STD 30
F	Social Worker	1981	2006	40	5946.68	LTD Basic	LTD Optional	STD 30
F	Social Worker	1986	2012	40	5946.68	LTD Basic	LTD Optional	STD 30
F	Social Worker	1981	2016	40	5946.68	LTD Basic	LTD Optional	STD 30
F	Social Worker	1988	2016	40	5722.88	LTD Basic	LTD Optional	STD 30
F	Social Worker	1978	2012	40	5946.68	LTD Basic	LTD Optional	STD 30
F	Social Worker	1961	1989	40	7115.39	LTD Basic	LTD Optional	STD 30
F	Social Worker	1946	2008	40	6187.94	LTD Basic	LTD Optional	STD 30
F	Social Worker	1952	1998	40	7258.80	LTD Basic	LTD Optional	STD 30
F	Social Worker	1972	2002	40	6808.46	LTD Basic	LTD Optional	STD 30
F	Social Worker	1971	2002	40	6808.46	LTD Basic	LTD Optional	STD 30
F	Social Worker	1967	2017	40	5094.29	LTD Basic	LTD Optional	STD 30
M	Social Worker	1987	2015	40	5504.41	LTD Basic	LTD Optional	STD 30
F	Social Worker	1978	2002	40	6488.15	LTD Basic	LTD Optional	STD 30

LONG TERM DISABILITY AND SHORT TERM DIABILITY CENSUS

APPENDIX I

Gender	Occupation	Birth Year	Hire Year	Eligible Hours	Monthly Salary	LTD Basic	LTD Optional	STDClass
M	Social Worker	1955	1992	40	8211.71	LTD Basic	LTD Optional	STD 30
F	Social Worker	1976	2007	40	7124.78	LTD Basic	LTD Optional	STD 30
M	Social Worker	1971	1997	40	8211.71	LTD Basic	LTD Optional	STD 30
F	Social Worker	1971	2015	40	7479.93	LTD Basic	LTD Optional	STD 30
F	Social Worker	1973	2001	40	7124.78	LTD Basic	LTD Optional	STD 30
F	Social Worker	1978	2008	40	4361.16	LTD Basic		STD 30
F	Social Worker	1976	2005	40	6057.94	LTD Basic		STD 30
F	Social Worker	1979	2016	40	5094.29	LTD Basic		STD 30
F	Social Worker	1984	2009	40	6187.94	LTD Basic		STD 30
F	Social Worker	1983	2008	40	5504.41	LTD Basic		STD 30
F	Social Worker	1976	2003	40	6488.15	LTD Basic		STD 30
M	Social Worker	1968	2000	40	6808.46	LTD Basic		STD 30
F	Social Worker	1979	2014	40	6187.94	LTD Basic		STD 30
F	Social Worker	1980	2012	40	6187.94	LTD Basic		STD 30
F	Social Worker	1977	2008	40	5776.47	LTD Basic		STD 30
F	Social Worker	1959	1994	40	7115.39	LTD Basic		STD 30
F	Social Worker	1971	2003	40	6488.15	LTD Basic		STD 30
F	Social Worker	1973	2001	40	6808.46	LTD Basic		STD 30
F	Social Worker	1965	2013	40	5946.68	LTD Basic		STD 30
F	Social Worker	1984	2015	40	5504.41	LTD Basic		STD 30
F	Social Worker	1961	1990	40	7258.80	LTD Basic		STD 30
F	Social Worker	1983	2006	40	6187.94	LTD Basic		STD 30
F	Social Worker	1984	2016	40	5722.88	LTD Basic		STD 30
F	Social Worker	1965	2000	40	6187.94	LTD Basic		STD 30
F	Social Worker	1984	2016	40	6342.08	LTD Basic		STD 30
F	Social Worker	1974	2003	40	4361.16	LTD Basic	LTD Optional	STD 60
F	Social Worker	1968	1993	40	5606.26	LTD Basic	LTD Optional	STD 60
F	Social Worker	1978	2001	40	5504.41	LTD Basic	LTD Optional	STD 60
F	Social Worker	1964	2009	40	5504.41	LTD Basic	LTD Optional	STD 60
M	Social Worker	1983	2007	40	5504.41	LTD Basic	LTD Optional	STD 60
F	Social Worker	1975	2001	40	7115.39	LTD Basic	LTD Optional	STD 60
F	Social Worker	1976	2003	40	6187.94	LTD Basic	LTD Optional	STD 60
F	Social Worker	1969	2000	40	6488.15	LTD Basic	LTD Optional	STD 60
F	Social Worker	1972	2008	40	6187.94	LTD Basic	LTD Optional	STD 60
F	Social Worker	1984	2007	40	5504.41	LTD Basic	LTD Optional	STD 60
F	Social Worker	1956	2000	40	6808.46	LTD Basic	LTD Optional	STD 60
M	Social Worker	1981	2007	40	5946.68	LTD Basic	LTD Optional	STD 60
F	Social Worker	1971	2002	40	6808.46	LTD Basic	LTD Optional	STD 60
F	Social Worker	1967	1990	40	7258.80	LTD Basic	LTD Optional	STD 60
F	Social Worker	1975	2006	40	6488.15	LTD Basic	LTD Optional	STD 60
F	Social Worker	1961	2008	40	6187.94	LTD Basic	LTD Optional	STD 60
F	Social Worker	1976	2005	40	6187.94	LTD Basic	LTD Optional	STD 60
F	Social Worker	1960	2000	40	6808.46	LTD Basic	LTD Optional	STD 60
F	Social Worker	1981	2015	40	6580.64	LTD Basic	LTD Optional	STD 60
M	Social Worker	1960	2017	40	6057.94	LTD Basic		STD 60

LONG TERM DISABILITY AND SHORT TERM DIABILITY CENSUS

APPENDIX I

Gender	Occupation	Birth Year	Hire Year	Eligible Hours	Monthly Salary	LTD Basic	LTD Optional	STDClass
F	Social Worker	1977	2008	40	6187.94	LTD Basic		STD 60
M	Social Worker	1962	1995	40	7115.39	LTD Basic		STD 60
F	Social Worker	1972	2015	40	5722.88	LTD Basic		STD 60
F	Social Worker	1985	2015	40	5280.58	LTD Basic		STD 60
M	Social Worker	1973	2016	40	5280.58	LTD Basic		STD 60
M	Social Worker	1953	1988	40	7258.80	LTD Basic		STD 60
M	Social Worker	1967	2012	40	7124.78	LTD Basic		STD 60
M	Social Worker	1982	2006	40	5504.41	LTD Basic	LTD Optional	STD 90
F	Social Worker	1961	2001	40	6808.46	LTD Basic	LTD Optional	STD 90
M	Social Worker	1958	2007	40	6187.94	LTD Basic	LTD Optional	STD 90
F	Social Worker	1978	2000	40	6488.15	LTD Basic	LTD Optional	STD 90
M	Social Worker	1967	1988	40	7115.39	LTD Basic	LTD Optional	STD 90
F	Social Worker	1963	2000	40	6808.46	LTD Basic	LTD Optional	STD 90
F	Social Worker	1965	2006	40	6488.15	LTD Basic	LTD Optional	STD 90
M	Social Worker	1975	2005	40	6187.94	LTD Basic	LTD Optional	STD 90
F	Social Worker	1974	2004	40	6488.15	LTD Basic	LTD Optional	STD 90
F	Social Worker	1949	1985	40	7115.39	LTD Basic	LTD Optional	STD 90
F	Social Worker	1958	1992	40	7115.39	LTD Basic	LTD Optional	STD 90
M	Social Worker	1954	1985	40	7258.80	LTD Basic	LTD Optional	STD 90
F	Social Worker	1971	2002	40	6488.15	LTD Basic	LTD Optional	STD 90
F	Social Worker	1979	2008	40	6187.94	LTD Basic	LTD Optional	STD 90
M	Social Worker	1979	2015	40	5280.58	LTD Basic	LTD Optional	STD 90
F	Social Worker	1953	2001	40	6808.46	LTD Basic	LTD Optional	STD 90
F	Social Worker	1964	2001	40	6808.46	LTD Basic	LTD Optional	STD 90
F	Social Worker	1968	2013	40	6187.94	LTD Basic	LTD Optional	STD 90
M	Social Worker	1977	2008	40	7124.78	LTD Basic	LTD Optional	STD 90
F	Social Worker	1976	2006	40	6187.94	LTD Basic	LTD Optional	STD 90
F	Social Worker	1984	2015	40	5504.41	LTD Basic	LTD Optional	STD 90
F	Social Worker	1960	2002	40	6808.46	LTD Basic	LTD Optional	STD 90
F	Social Worker	1980	2016	40	5946.68	LTD Basic	LTD Optional	STD 90
F	Social Worker	1975	2004	40	6488.15	LTD Basic	LTD Optional	STD 90
F	Social Worker	1960	1996	40	7115.39	LTD Basic	LTD Optional	STD 90
F	Social Worker	1978	2008	40	6187.94	LTD Basic	LTD Optional	STD 90
F	Social Worker	1980	2008	40	5946.68	LTD Basic	LTD Optional	STD 90
F	Social Worker	1970	2008	40	6187.94	LTD Basic	LTD Optional	STD 90
F	Social Worker	1957	1984	40	7258.80	LTD Basic	LTD Optional	STD 90
M	Social Worker	1964	2007	40	7479.93	LTD Basic	LTD Optional	STD 90
F	Social Worker	1982	2013	40	6852.70	LTD Basic	LTD Optional	STD 90
F	Social Worker	1965	1992	40	8377.91	LTD Basic	LTD Optional	STD 90
F	Social Worker	1954	1991	40	8377.91	LTD Basic	LTD Optional	STD 90
F	Social Worker	1980	2006	40	7124.78	LTD Basic	LTD Optional	STD 90
F	Social Worker	1970	2011	40	6852.70	LTD Basic	LTD Optional	STD 90
F	Social Worker	1979	2006	40	6852.70	LTD Basic	LTD Optional	STD 90
F	Social Worker	1985	2014	40	5094.29	LTD Basic		STD 90
F	Social Worker	1971	2002	40	6057.94	LTD Basic		STD 90

LONG TERM DISABILITY AND SHORT TERM DIABILITY CENSUS

APPENDIX I

Gender	Occupation	Birth Year	Hire Year	Eligible Hours	Monthly Salary	LTD Basic	LTD Optional	STDClass
F	Social Worker	1964	2016	40	5504.41	LTD Basic		STD 90
F	Social Worker	1970	1999	40	6808.46	LTD Basic		STD 90
M	Social Worker	1977	2012	40	6187.94	LTD Basic		STD 90
F	Social Worker	1977	2008	40	6746.83	LTD Basic		STD 90
F	Social Worker	1977	2010	40	5946.68	LTD Basic		STD 90
M	Social Worker	1986	2006	40	5280.58	LTD Basic		STD 90
M	Social Worker	1973	1999	40	6808.46	LTD Basic	LTD Optional	
M	Social Worker	1971	2008	40	5504.41	LTD Basic	LTD Optional	
F	Social Worker	1954	2009	40	6808.46	LTD Basic	LTD Optional	
F	Social Worker	1978	2012	40	6187.94	LTD Basic	LTD Optional	
M	Social Worker	1969	2007	40	6488.15	LTD Basic	LTD Optional	
M	Social Worker	1969	2011	40	6187.94	LTD Basic	LTD Optional	
M	Social Worker	1971	2006	40	6488.15	LTD Basic	LTD Optional	
M	Social Worker	1980	2008	40	6187.94	LTD Basic	LTD Optional	
F	Social Worker	1972	1990	40	6808.46	LTD Basic	LTD Optional	
M	Social Worker	1957	1985	40	7258.80	LTD Basic	LTD Optional	
M	Social Worker	1972	2002	40	6808.46	LTD Basic	LTD Optional	
M	Social Worker	1973	2001	40	6187.94	LTD Basic	LTD Optional	
M	Social Worker	1953	1987	40	7258.80	LTD Basic	LTD Optional	
F	Social Worker	1958	1996	40	7115.39	LTD Basic	LTD Optional	
F	Social Worker	1979	2004	40	6808.46	LTD Basic	LTD Optional	
M	Social Worker	1978	2001	40	6488.15	LTD Basic	LTD Optional	
F	Social Worker	1957	1993	40	7115.39	LTD Basic	LTD Optional	
F	Social Worker	1971	2004	32	5190.52	LTD Basic	LTD Optional	
F	Social Worker	1967	2000	40	6808.46	LTD Basic	LTD Optional	
F	Social Worker	1978	2007	40	6488.15	LTD Basic	LTD Optional	
F	Social Worker	1976	2003	40	6488.15	LTD Basic	LTD Optional	
F	Social Worker	1959	2000	40	6808.46	LTD Basic	LTD Optional	
F	Social Worker	1974	2001	40	6187.94	LTD Basic	LTD Optional	
F	Social Worker	1974	2001	40	6808.46	LTD Basic	LTD Optional	
F	Social Worker	1971	2004	40	6488.15	LTD Basic	LTD Optional	
F	Social Worker	1962	1996	40	6808.46	LTD Basic	LTD Optional	
M	Social Worker	1971	2002	40	6808.46	LTD Basic	LTD Optional	
F	Social Worker	1960	2001	40	6808.46	LTD Basic	LTD Optional	
M	Social Worker	1974	2000	40	8071.00	LTD Basic	LTD Optional	
F	Social Worker	1962	2000	40	6808.46	LTD Basic	LTD Optional	
F	Social Worker	1985	2007	40	6187.94	LTD Basic	LTD Optional	
F	Social Worker	1965	2000	40	6808.46	LTD Basic	LTD Optional	
F	Social Worker	1970	2016	40	5722.88	LTD Basic	LTD Optional	
F	Social Worker	1955	2002	40	6808.46	LTD Basic	LTD Optional	
F	Social Worker	1968	2000	40	6808.46	LTD Basic	LTD Optional	
F	Social Worker	1976	2017	40	5094.29	LTD Basic	LTD Optional	
F	Social Worker	1955	2007	40	7479.93	LTD Basic	LTD Optional	
M	Social Worker	1962	1986	40	8211.71	LTD Basic	LTD Optional	
M	Social Worker	1982	2015	40	6580.64	LTD Basic	LTD Optional	

LONG TERM DISABILITY AND SHORT TERM DIABILITY CENSUS

APPENDIX I

Gender	Occupation	Birth Year	Hire Year	Eligible Hours	Monthly Salary	LTD Basic	LTD Optional	STDClass
F	Social Worker	1972	2002	40	7855.21	LTD Basic	LTD Optional	
F	Social Worker	1964	1999	40	8211.71	LTD Basic	LTD Optional	
M	Social Worker	1957	2001	40	6187.94	LTD Basic		
F	Social Worker	1979	2010	40	5946.68	LTD Basic		
F	Social Worker	1991	2009	40	4361.16	LTD Basic		
F	Social Worker	1984	2016	40	4539.42	LTD Basic		
M	Social Worker	1974	2000	40	5776.47	LTD Basic		
F	Social Worker	1979	2013	40	4720.36	LTD Basic		
F	Social Worker	1964	2014	40	5504.41	LTD Basic		
F	Social Worker	1962	1983	40	7258.80	LTD Basic		
F	Social Worker	1980	2015	40	5280.58	LTD Basic		
F	Social Worker	1983	2010	40	5504.41	LTD Basic		
M	Social Worker	1987	2012	40	4899.96	LTD Basic		
F	Social Worker	1990	2017	40	4720.36	LTD Basic		
F	Social Worker	1987	2017	40	5094.29	LTD Basic		
F	Social Worker	1957	2016	40	4720.36	LTD Basic		
M	Social Worker	1981	2015	40	4899.96	LTD Basic		
M	Social Worker	1967	1997	32	5190.52	LTD Basic		
M	Social Worker	1963	2002	40	6488.15	LTD Basic		
M	Social Worker	1986	2008	40	5504.41	LTD Basic		
M	Social Worker	1980	2006	40	5504.41	LTD Basic		
F	Social Worker	1964	1991	20	3244.08	LTD Basic		
F	Social Worker	1974	2013	40	6187.94	LTD Basic		
M	Social Worker	1972	2000	40	6187.94	LTD Basic		
F	Social Worker	1981	2011	40	6187.94	LTD Basic		
M	Social Worker	1980	2012	40	6187.94	LTD Basic		
F	Social Worker	1975	2003	40	6488.15	LTD Basic		
M	Social Worker	1968	2014	40	6187.94	LTD Basic		
M	Social Worker	1977	2002	40	6187.94	LTD Basic		
F	Social Worker	1959	1984	40	7258.80	LTD Basic		
F	Social Worker	1958	1998	40	6808.46	LTD Basic		
F	Social Worker	1958	1987	40	7115.39	LTD Basic		
F	Social Worker	1970	2009	40	6187.94	LTD Basic		
F	Social Worker	1975	2014	40	5722.88	LTD Basic		
F	Social Worker	1963	2005	40	6488.15	LTD Basic		
F	Social Worker	1949	1990	40	7258.80	LTD Basic		
F	Social Worker	1978	2012	40	6187.94	LTD Basic		
M	Social Worker	1970	1994	40	7258.80	LTD Basic		
F	Social Worker	1971	1901	20	3093.97	LTD Basic		
F	Social Worker	1957	2002	40	6488.15	LTD Basic		
F	Social Worker	1958	2000	40	6187.94	LTD Basic		
F	Social Worker	1970	2002	40	6488.15	LTD Basic		
M	Social Worker	1959	1995	40	7115.39	LTD Basic		
M	Social Worker	1973	2009	40	6187.94	LTD Basic		
M	Social Worker	1959	2001	40	6488.15	LTD Basic		

LONG TERM DISABILITY AND SHORT TERM DIABILITY CENSUS

APPENDIX I

Gender	Occupation	Birth Year	Hire Year	Eligible Hours	Monthly Salary	LTD Basic	LTD Optional	STDClass
M	Social Worker	1959	1998	40	6808.46	LTD Basic		
M	Social Worker	1966	2000	40	6808.46	LTD Basic		
F	Social Worker	1951	1984	40	7258.80	LTD Basic		
F	Social Worker	1973	2005	40	6488.15	LTD Basic		
M	Social Worker	1976	2015	40	5504.41	LTD Basic		
F	Social Worker	1968	1996	40	7115.39	LTD Basic		
F	Social Worker	1979	2004	40	5280.58	LTD Basic		
M	Social Worker	1967	2001	40	6808.46	LTD Basic		
F	Social Worker	1962	2002	40	6808.46	LTD Basic		
F	Social Worker	1978	2003	40	6488.15	LTD Basic		
M	Social Worker	1968	2002	40	6808.46	LTD Basic		
M	Social Worker	1983	2013	40	6187.94	LTD Basic		
M	Social Worker	1986	2015	40	5504.41	LTD Basic		
F	Social Worker	1985	2013	40	5946.68	LTD Basic		
F	Social Worker	1963	2014	40	6187.94	LTD Basic		
F	Social Worker	1979	2006	40	6488.15	LTD Basic		
M	Social Worker	1964	2005	40	6808.46	LTD Basic		
M	Social Worker	1982	2014	40	5722.88	LTD Basic		
M	Social Worker	1977	2000	40	6808.46	LTD Basic		
F	Social Worker	1968	1996	40	6808.46	LTD Basic		
F	Social Worker	1987	2014	40	5722.88	LTD Basic		
M	Social Worker	1979	2012	40	5722.88	LTD Basic		
M	Social Worker	1979	2008	40	5946.68	LTD Basic		
F	Social Worker	1946	2007	40	6187.94	LTD Basic		
M	Social Worker	1973	2012	40	5946.68	LTD Basic		
M	Social Worker	1970	2005	40	6488.15	LTD Basic		
M	Social Worker	1974	1999	40	6808.46	LTD Basic		
M	Social Worker	1962	2017	40	6187.94	LTD Basic		
M	Social Worker	1982	2016	40	5946.68	LTD Basic		
F	Social Worker	1979	2015	40	5946.68	LTD Basic		
M	Social Worker	1968	2001	40	6808.46	LTD Basic		
F	Social Worker	1958	2002	40	6808.46	LTD Basic		
M	Social Worker	1967	2009	40	6488.15	LTD Basic		
F	Social Worker	1966	1990	40	7258.80	LTD Basic		
M	Social Worker	1976	2015	40	5280.58	LTD Basic		
F	Social Worker	1971	1999	40	6187.94	LTD Basic		
M	Social Worker	1972	2002	40	6808.46	LTD Basic		
M	Social Worker	1956	2000	40	6808.46	LTD Basic		
M	Social Worker	1971	2002	40	6808.46	LTD Basic		
F	Social Worker	1968	1999	40	6808.46	LTD Basic		
F	Social Worker	1976	2014	40	6187.94	LTD Basic		
F	Social Worker	1951	1974	40	8377.91	LTD Basic		
F	Social Worker	1965	2002	40	7855.21	LTD Basic		
M	Social Worker	1969	2002	40	7479.93	LTD Basic		
F	Social Worker	1972	2008	40	7479.93	LTD Basic		

LONG TERM DISABILITY AND SHORT TERM DIABILITY CENSUS

APPENDIX I

Gender	Occupation	Birth Year	Hire Year	Eligible Hours	Monthly Salary	LTD Basic	LTD Optional	STDClass
F	Social Worker	1978	2012	40	6852.70	LTD Basic		
F	Social Worker	1978	2002	40	7124.78	LTD Basic		
F	Social Worker	1962	2002	40	8377.91	LTD Basic		
F	Social Worker	1983	2011	40	7124.78	LTD Basic		
F	Social Worker	1973	2004	40	8211.71	LTD Basic		
F	Storekeeper	1956	2018	40	8179.00	LTD Basic	LTD Optional	STD 30
M	Storekeeper	1969	1992	40	5309.76	LTD Basic	LTD Optional	
M	Storekeeper	1988	2005	40	3934.65	LTD Basic		
M	Supervisor	1956	2002	40	8170.17	LTD Basic	LTD Optional	STD 30
F	Supervisor	1964	1991	40	6840.64	LTD Basic	LTD Optional	STD 30
M	Supervisor	1969	2011	40	6705.27	LTD Basic	LTD Optional	STD 30
F	Supervisor	1975	2006	40	5823.40	LTD Basic	LTD Optional	STD 30
F	Supervisor	1985	2015	40	6411.77	LTD Basic	LTD Optional	STD 30
F	Supervisor	1983	2014	32	2539.79	LTD Basic	LTD Optional	STD 30
F	Supervisor	1970	2009	40	5193.46	LTD Basic	LTD Optional	STD 30
F	Supervisor	1968	2016	40	6880.85	LTD Basic	LTD Optional	STD 30
M	Supervisor	1966	2001	40	6110.21	LTD Basic	LTD Optional	STD 30
M	Supervisor	1980	2010	40	5398.52	LTD Basic	LTD Optional	STD 30
F	Supervisor	1976	2017	40	5823.40	LTD Basic	LTD Optional	STD 30
F	Supervisor	1965	2000	40	6218.77	LTD Basic	LTD Optional	STD 30
F	Supervisor	1957	2004	40	5099.66	LTD Basic	LTD Optional	STD 30
F	Supervisor	1959	2004	40	6705.27	LTD Basic	LTD Optional	STD 30
M	Supervisor	1977	2014	40	4442.94	LTD Basic	LTD Optional	STD 30
M	Supervisor	1958	2005	40	6611.46	LTD Basic	LTD Optional	STD 30
F	Supervisor	1968	2011	40	6611.46	LTD Basic	LTD Optional	STD 30
M	Supervisor	1970	2007	40	6705.27	LTD Basic		STD 30
M	Supervisor	1951	1993	40	7221.28	LTD Basic		STD 30
F	Supervisor	1977	1997	40	6218.77	LTD Basic		STD 30
F	Supervisor	1962	2000	40	6411.77	LTD Basic	LTD Optional	STD 60
F	Supervisor	1979	2002	40	7292.30	LTD Basic	LTD Optional	STD 60
F	Supervisor	1967	2004	40	6110.21	LTD Basic	LTD Optional	STD 60
M	Supervisor	1972	2007	40	5504.41	LTD Basic	LTD Optional	STD 60
F	Supervisor	1961	1979	40	6950.54	LTD Basic	LTD Optional	STD 60
M	Supervisor	1969	2005	40	5209.56	LTD Basic	LTD Optional	STD 60
M	Supervisor	1983	2009	40	5398.52	LTD Basic	LTD Optional	STD 90
F	Supervisor	1970	2002	40	7292.30	LTD Basic	LTD Optional	STD 90
M	Supervisor	1964	1992	40	7292.30	LTD Basic	LTD Optional	STD 90
M	Supervisor	1955	1998	40	6411.77	LTD Basic	LTD Optional	STD 90
F	Supervisor	1956	2001	40	7879.34	LTD Basic	LTD Optional	STD 90
F	Supervisor	1984	2016	40	5398.52	LTD Basic	LTD Optional	STD 90
F	Supervisor	1975	2000	40	7079.20	LTD Basic	LTD Optional	STD 90
F	Supervisor	1974	2012	40	4863.77	LTD Basic	LTD Optional	STD 90
F	Supervisor	1977	2015	40	7723.86	LTD Basic	LTD Optional	STD 90
F	Supervisor	1985	2008	40	5610.30	LTD Basic	LTD Optional	STD 90
M	Supervisor	1976	2012	40	7723.86	LTD Basic	LTD Optional	STD 90

LONG TERM DISABILITY AND SHORT TERM DIABILITY CENSUS

APPENDIX I

Gender	Occupation	Birth Year	Hire Year	Eligible Hours	Monthly Salary	LTD Basic	LTD Optional	STDClass
F	Supervisor	1979	2014	40	5823.40	LTD Basic		STD 90
F	Supervisor	1973	2017	40	8164.81	LTD Basic		STD 90
F	Supervisor	1971	2013	40	4018.07	LTD Basic		STD 90
F	Supervisor	1955	1990	40	4863.77	LTD Basic		STD 90
F	Supervisor	1979	2017	40	7074.83	LTD Basic	LTD Optional	STD 90
M	Supervisor	1960	1995	40	8072.33	LTD Basic	LTD Optional	
F	Supervisor	1966	1993	40	6705.27	LTD Basic	LTD Optional	
M	Supervisor	1981	2015	40	5946.68	LTD Basic	LTD Optional	
M	Supervisor	1952	1995	40	7659.53	LTD Basic	LTD Optional	
F	Supervisor	1956	1979	40	8170.17	LTD Basic	LTD Optional	
M	Supervisor	1955	2001	40	7879.34	LTD Basic	LTD Optional	
F	Supervisor	1963	1997	40	6110.21	LTD Basic	LTD Optional	
M	Supervisor	1952	1983	40	6840.64	LTD Basic	LTD Optional	
F	Supervisor	1962	2009	40	5823.40	LTD Basic	LTD Optional	
F	Supervisor	1959	1987	40	5188.10	LTD Basic	LTD Optional	
M	Supervisor	1954	1986	40	6218.77	LTD Basic	LTD Optional	
M	Supervisor	1954	1991	40	6335.36	LTD Basic	LTD Optional	
M	Supervisor	1962	1995	40	6951.89	LTD Basic	LTD Optional	
F	Supervisor	1949	1990	40	5823.40	LTD Basic	LTD Optional	
M	Supervisor	1980	2001	40	7404.90	LTD Basic	LTD Optional	
M	Supervisor	1970	1998	40	8486.47	LTD Basic	LTD Optional	
M	Supervisor	1969	2007	40	8116.56	LTD Basic	LTD Optional	
M	Supervisor	1956	1992	40	5817.07	LTD Basic	LTD Optional	
F	Supervisor	1967	1997	40	7508.09	LTD Basic		
M	Supervisor	1969	2013	40	6295.15	LTD Basic		
M	Supervisor	1964	1991	40	7659.53	LTD Basic		
M	Supervisor	1980	2005	40	5610.30	LTD Basic		
M	Supervisor	1973	2017	40	5398.52	LTD Basic		
M	Supervisor	1954	1992	40	8654.01	LTD Basic		
F	Supervisor	1959	1979	40	6840.64	LTD Basic		
F	Supervisor	1969	2000	40	6110.21	LTD Basic		
M	Supervisor	1959	1998	40	9172.69	LTD Basic		
M	Supervisor	1981	2012	40	7079.20	LTD Basic		
M	Supervisor	1954	1992	40	10116.22	LTD Basic		
M	Supervisor	1971	2014	40	9915.17	LTD Basic		
M	Supervisor	1960	2000	40	4729.75	LTD Basic		
F	Supervisor	1958	1997	40	4729.75	LTD Basic		
M	Supervisor	1968	1991	40	9121.74	LTD Basic		
F	Supervisor	1978	2015	40	3586.50	LTD Basic		
F	Supervisor	1971	2005	40	4729.75	LTD Basic		
F	Supervisor	1965	2016	40	4341.07	LTD Basic		
M	Supervisor	1983	2016	40	5193.46	LTD Basic		
F	Supervisor	1971	2001	40	7723.86	LTD Basic		
M	Supervisor	1962	2004	40	10065.29	LTD Basic		
M	Supervisor	1979	2014	40	4665.40	LTD Basic		

LONG TERM DISABILITY AND SHORT TERM DIABILITY CENSUS

APPENDIX I

Gender	Occupation	Birth Year	Hire Year	Eligible Hours	Monthly Salary	LTD Basic	LTD Optional	STDClass
F	Supervisor	1957	1984	40	8658.03	LTD Basic		
M	Supervisor	1957	1986	40	8658.03	LTD Basic		
F	Supervisor	1974	1997	40	6205.36	LTD Basic		
M	Supervisor	1965	2018	40	8058.08	LTD Basic		
F	Support Enforcement Agent	1963	2015	40	3586.50	LTD Basic	LTD Optional	STD 30
F	Support Enforcement Agent	1966	1988	40	5486.99	LTD Basic	LTD Optional	STD 30
F	Support Enforcement Agent	1955	1998	40	5147.91	LTD Basic	LTD Optional	STD 30
F	Support Enforcement Agent	1957	1985	40	5378.43	LTD Basic	LTD Optional	STD 30
F	Support Enforcement Agent	1980	2001	40	4909.32	LTD Basic	LTD Optional	STD 30
F	Support Enforcement Agent	1973	2001	40	4909.32	LTD Basic	LTD Optional	STD 30
F	Support Enforcement Agent	1962	1980	40	5486.99	LTD Basic	LTD Optional	STD 30
F	Support Enforcement Agent	1967	1993	40	5378.43	LTD Basic	LTD Optional	STD 30
F	Support Enforcement Agent	1975	2005	40	4909.32	LTD Basic	LTD Optional	STD 30
F	Support Enforcement Agent	1980	2007	40	4678.80	LTD Basic	LTD Optional	STD 30
F	Support Enforcement Agent	1963	2005	40	4909.32	LTD Basic	LTD Optional	STD 30
F	Support Enforcement Agent	1964	2007	40	5398.52	LTD Basic	LTD Optional	STD 30
F	Support Enforcement Agent	1956	2000	40	5147.91	LTD Basic	LTD Optional	STD 30
F	Support Enforcement Agent	1967	1989	40	5486.99	LTD Basic	LTD Optional	STD 30
F	Support Enforcement Agent	1967	1998	40	5147.91	LTD Basic	LTD Optional	STD 30
F	Support Enforcement Agent	1974	1999	40	5398.52	LTD Basic	LTD Optional	STD 30
F	Support Enforcement Agent	1971	2000	40	5659.87	LTD Basic	LTD Optional	STD 30
F	Support Enforcement Agent	1975	2004	40	5398.52	LTD Basic	LTD Optional	STD 30
F	Support Enforcement Agent	1980	2005	40	5398.52	LTD Basic	LTD Optional	STD 30
F	Support Enforcement Agent	1971	1999	40	5659.87	LTD Basic	LTD Optional	STD 30
F	Support Enforcement Agent	1973	2002	40	5398.52	LTD Basic	LTD Optional	STD 30
F	Support Enforcement Agent	1974	1999	40	5659.87	LTD Basic	LTD Optional	STD 30
F	Support Enforcement Agent	1978	2015	40	4018.07	LTD Basic	LTD Optional	STD 30
M	Support Enforcement Agent	1971	2007	40	4678.80	LTD Basic	LTD Optional	STD 30
F	Support Enforcement Agent	1966	1989	40	5378.43	LTD Basic		STD 30
M	Support Enforcement Agent	1959	2007	40	4678.80	LTD Basic		STD 30
F	Support Enforcement Agent	1975	2006	40	4909.32	LTD Basic		STD 30
F	Support Enforcement Agent	1962	2002	40	4909.32	LTD Basic		STD 30
F	Support Enforcement Agent	1956	2013	40	4341.07	LTD Basic		STD 30
F	Support Enforcement Agent	1983	2013	40	4341.07	LTD Basic		STD 30
F	Support Enforcement Agent	1957	2004	40	4909.32	LTD Basic		STD 30
F	Support Enforcement Agent	1985	2014	40	4176.22	LTD Basic		STD 30
F	Support Enforcement Agent	1975	2000	40	5147.91	LTD Basic		STD 30
F	Support Enforcement Agent	1980	2015	40	4678.80	LTD Basic		STD 30
F	Support Enforcement Agent	1969	1993	40	6214.75	LTD Basic		STD 30
F	Support Enforcement Agent	1963	1984	40	5486.99	LTD Basic	LTD Optional	STD 60
F	Support Enforcement Agent	1965	2014	40	4678.80	LTD Basic	LTD Optional	STD 60
F	Support Enforcement Agent	1989	2014	40	4176.22	LTD Basic	LTD Optional	STD 60
F	Support Enforcement Agent	1988	2012	40	4503.25	LTD Basic	LTD Optional	STD 60
F	Support Enforcement Agent	1981	2015	40	4018.07	LTD Basic		STD 60
F	Support Enforcement Agent	1952	1988	40	5486.99	LTD Basic	LTD Optional	STD 90

LONG TERM DISABILITY AND SHORT TERM DIABILITY CENSUS

APPENDIX I

Gender	Occupation	Birth Year	Hire Year	Eligible Hours	Monthly Salary	LTD Basic	LTD Optional	STDClass
M	Support Enforcement Agent	1963	2008	40	4678.80	LTD Basic	LTD Optional	STD 90
F	Support Enforcement Agent	1971	1997	40	5147.91	LTD Basic	LTD Optional	STD 90
F	Support Enforcement Agent	1963	1999	40	6214.75	LTD Basic	LTD Optional	STD 90
F	Support Enforcement Agent	1984	2014	40	3586.50	LTD Basic	LTD Optional	STD 90
F	Support Enforcement Agent	1963	2005	40	4909.32	LTD Basic	LTD Optional	STD 90
F	Support Enforcement Agent	1973	2013	40	4503.25	LTD Basic	LTD Optional	STD 90
F	Support Enforcement Agent	1980	2007	40	4678.80	LTD Basic		STD 90
M	Support Enforcement Agent	1985	2012	40	4503.25	LTD Basic		STD 90
F	Support Enforcement Agent	1972	2003	40	4909.32	LTD Basic		STD 90
F	Support Enforcement Agent	1967	1997	40	5147.91	LTD Basic		STD 90
F	Support Enforcement Agent	1965	2015	40	4018.07	LTD Basic		STD 90
F	Support Enforcement Agent	1969	1997	40	5147.91	LTD Basic		STD 90
F	Support Enforcement Agent	1966	2003	40	4909.32	LTD Basic		STD 90
F	Support Enforcement Agent	1990	2013	40	4341.07	LTD Basic		STD 90
F	Support Enforcement Agent	1960	1996	40	5942.66	LTD Basic		STD 90
F	Support Enforcement Agent	1981	2007	40	5398.52	LTD Basic		STD 90
M	Support Enforcement Agent	1987	2013	40	4341.07	LTD Basic	LTD Optional	
F	Support Enforcement Agent	1966	1994	40	5378.43	LTD Basic	LTD Optional	
M	Support Enforcement Agent	1977	2009	40	5398.52	LTD Basic	LTD Optional	
F	Support Enforcement Agent	1961	1979	40	6339.38	LTD Basic	LTD Optional	
F	Support Enforcement Agent	1970	1995	40	5659.87	LTD Basic	LTD Optional	
F	Support Enforcement Agent	1962	1981	40	6339.38	LTD Basic	LTD Optional	
F	Support Enforcement Agent	1952	1977	40	7258.80	LTD Basic	LTD Optional	
M	Support Enforcement Agent	1987	2016	40	3586.50	LTD Basic		
F	Support Enforcement Agent	1982	2016	40	3586.50	LTD Basic		
F	Support Enforcement Agent	1985	2016	40	3586.50	LTD Basic		
F	Support Enforcement Agent	1969	2008	40	4678.80	LTD Basic		
F	Support Enforcement Agent	1961	1991	40	5486.99	LTD Basic		
F	Support Enforcement Agent	1977	2000	40	5147.91	LTD Basic		
F	Support Enforcement Agent	1971	2015	40	4678.80	LTD Basic		
F	Support Enforcement Agent	1956	1991	40	5378.43	LTD Basic		
M	Support Enforcement Agent	1964	2015	40	4018.07	LTD Basic		
F	Support Enforcement Agent	1963	1901	40	4176.22	LTD Basic		
F	Support Enforcement Agent	1985	2011	40	4503.25	LTD Basic		
F	Support Enforcement Agent	1986	2015	40	4018.07	LTD Basic		
M	Support Enforcement Agent	1987	2016	40	4341.07	LTD Basic		
F	Support Enforcement Agent	1964	2010	40	4678.80	LTD Basic		
F	Support Enforcement Agent	1980	2015	40	4018.07	LTD Basic		
M	Support Enforcement Agent	1970	1993	22	2831.35	LTD Basic		
M	Support Enforcement Agent	1976	2010	40	4678.80	LTD Basic		
F	Support Enforcement Agent	1986	2015	40	4018.07	LTD Basic		
F	Support Enforcement Agent	1967	1990	40	5378.43	LTD Basic		
M	Support Enforcement Agent	1952	1999	40	5942.66	LTD Basic		
F	Support Enforcement Agent	1973	1997	40	5659.87	LTD Basic		
M	Support Enforcement Agent	1963	1992	40	5942.66	LTD Basic		

LONG TERM DISABILITY AND SHORT TERM DIABILITY CENSUS

APPENDIX I

Gender	Occupation	Birth Year	Hire Year	Eligible Hours	Monthly Salary	LTD Basic	LTD Optional	STDClass
F	Support Enforcement Agent	1970	2015	40	5659.87	LTD Basic		
M	Support Enforcement Agent	1971	1999	40	5942.66	LTD Basic		
F	Support Enforcement Agent	1977	2002	40	5659.87	LTD Basic		
M	Support Enforcement Agent	1975	2007	40	5398.52	LTD Basic		
M	Support Enforcement Agent	1971	1999	40	5659.87	LTD Basic		
F	Support Enforcement Agent	1974	2016	40	3586.50	LTD Basic		
M	Support Enforcement Agent	1981	2016	40	3586.50	LTD Basic		
F	Support Enforcement Agent	1975	2005	40	4909.32	LTD Basic		
F	Support Enforcement Agent	1980	2002	40	4909.32	LTD Basic		
F	Support Enforcement Agent	1981	2014	40	4176.22	LTD Basic		
M	Supported Employment Worker	1962	2017	20	823.33	LTD Basic		
M	Supported Employment Worker	1976	2017	25	1029.17	LTD Basic		
F	Supported Employment Worker	1952	2017	20	823.33	LTD Basic		
F	Supported Employment Worker	1968	2017	25	1029.17	LTD Basic		
F	Supported Employment Worker	1986	2017	25	1029.17	LTD Basic		
F	Supported Employment Worker	1962	2017	27.5	1132.08	LTD Basic		
F	Torrens Examiner	1966	2001	40	4886.56	LTD Basic	LTD Optional	STD 30
F	Torrens Examiner	1982	2006	40	4729.75	LTD Basic	LTD Optional	STD 30
F	Torrens Examiner	1963	1990	40	5107.69	LTD Basic	LTD Optional	STD 30
M	Torrens Examiner	1971	2007	40	5946.68	LTD Basic		STD 30
F	Torrens Examiner	1986	2013	40	3869.29	LTD Basic		STD 30
F	Torrens Examiner	1953	2005	40	5946.68	LTD Basic	LTD Optional	STD 60
F	Torrens Examiner	1986	2015	40	4114.57	LTD Basic	LTD Optional	STD 90
F	Torrens Examiner	1981	2000	40	5722.88	LTD Basic		
F	Torrens Examiner	1967	1994	40	4886.56	LTD Basic		
F	Torrens Examiner	1982	2005	40	4886.56	LTD Basic		
M	Torrens Examiner	1972	2013	40	4270.03	LTD Basic		
F	Torrens Examiner	1978	2007	40	5946.68	LTD Basic		
F	Torrens Examiner	1956	2002	40	4886.56	LTD Basic		
F	Trainer	1971	2014	40	6142.36	LTD Basic	LTD Optional	STD 30
F	Trainer	1979	2015	40	6187.94	LTD Basic		STD 30
F	Trainer	1969	2006	40	6187.94	LTD Basic	LTD Optional	STD 60
M	Trainer	1963	1993	40	6559.19	LTD Basic	LTD Optional	
M	Trainer	1965	1998	40	6187.94	LTD Basic		
F	Trainer	1983	2003	40	6441.25	LTD Basic		
F	Trainer	1966	2008	40	7115.39	LTD Basic		
M	Transportation Planner	1981	2015	40	7659.53	LTD Basic	LTD Optional	STD 30
M	Transportation Planner	1960	2013	40	7810.98	LTD Basic		STD 60
M	Transportation Planner	1956	2008	40	8042.85	LTD Basic		
M	Undersheriff	1977	2016	40	9128.46	LTD Basic	LTD Optional	STD 30
M	Undersheriff	1964	1989	40	9691.37	LTD Basic	LTD Optional	
M	Undersheriff	1968	1991	40	9691.37	LTD Basic	LTD Optional	
M	Undersheriff	1965	1990	40	9691.37	LTD Basic		
M	Undersheriff	1963	1989	40	10066.62	LTD Basic		
F	Veterans Service Ofcr	1957	2009	40	8431.52	LTD Basic	LTD Optional	

LONG TERM DISABILITY AND SHORT TERM DIABILITY CENSUS

APPENDIX I

Gender	Occupation	Birth Year	Hire Year	Eligible Hours	Monthly Salary	LTD Basic	LTD Optional	STDClass
F	Veterans Service Ofcr	1966	2012	40	4877.17	LTD Basic		
F	Veterans Service Ofcr	1979	2016	40	4338.40	LTD Basic		
F	Victim/Witness Advocate	1974	2000	40	5717.51	LTD Basic	LTD Optional	STD 30
F	Victim/Witness Advocate	1980	2004	40	5448.12	LTD Basic	LTD Optional	STD 30
F	Victim/Witness Advocate	1956	1992	36	5485.91	LTD Basic	LTD Optional	STD 30
F	Victim/Witness Advocate	1971	2000	40	5717.51	LTD Basic		STD 30
F	Victim/Witness Advocate	1984	2008	40	5193.46	LTD Basic		STD 30
M	Victim/Witness Advocate	1989	2017	40	4442.94	LTD Basic		STD 30
M	Victim/Witness Advocate	1989	2013	36	3998.64	LTD Basic		STD 30
F	Victim/Witness Advocate	1953	2001	40	5976.19	LTD Basic	LTD Optional	
F	Victim/Witness Advocate	1950	1989	40	6095.46	LTD Basic		
F	Victim/Witness Advocate	1981	2016	40	5193.46	LTD Basic		
F	Victim/Witness Advocate	1981	2017	40	4985.73	LTD Basic		
M	Victim/Witness Advocate	1971	2017	32	3840.61	LTD Basic		
M	Welfare Fraud Investigator	1964	2012	40	5551.31	LTD Basic	LTD Optional	STD 30
M	Welfare Fraud Investigator	1955	2014	40	5551.31	LTD Basic	LTD Optional	STD 30
M	Welfare Fraud Investigator	1970	2009	40	5551.31	LTD Basic	LTD Optional	STD 60
M	Welfare Fraud Investigator	1949	2006	40	5835.45	LTD Basic	LTD Optional	STD 90
F	Welfare Fraud Investigator	1967	1997	40	6128.95	LTD Basic	LTD Optional	
M		1986	2007	40	4633.20	LTD Basic	LTD Optional	STD 30
M		1983	2013	40	4870.46	LTD Basic	LTD Optional	STD 30
F		1981	2016	40	4035.49	LTD Basic		STD 30
F		1970	2001	40	5000.00	LTD Basic	LTD Optional	STD 30
F		1987	2017	40	5280.58	LTD Basic	LTD Optional	
F		1987	2014	40	3850.00	LTD Basic		
M		1955	2010	40	7396.13	LTD Basic		
F		1963	2012	40	4630.55	LTD Basic		
F		1972	2000	40	5086.25	LTD Basic		
F		1974	2012	40	5610.30	LTD Basic		

Appendix J - Administrative Questionnaire



**Ramsey County Proposals for HR0000001806
Long Term and Short Term Disability Insurance**

Appendix J - Administrative Information Questionnaire

Proposers must answer all questions completely and accurately. Failure to submit a complete and accurate response will be grounds for rejection of your proposal. You must submit both a printed version and an electronic version (Microsoft Excel) of your response.

Question	Response
A. General	
1. Provide a brief description of your organization, including your company history, organizational structure, services provided, location of headquarters, and length of time you have been in business. Describe any significant historical or future organizational developments (acquisitions, mergers, change in subcontracted vendors, etc.).	
2. Submit a detailed implementation plan, including, at a minimum:	
a. Names and titles for key implementation manager and/or staff.	
b. All significant tasks and activities and associated timing, assuming notification of selection by July 1.	
c. Data needs, roles, requirements and timetable for performance by the County.	
d. Any necessary transition activities with current carrier.	
3. Identify any lawsuits that have been filed against your organization within the past five years, including any group disability cases. If so, describe number and nature of cases.	

Question	Response			
4. Describe your renewal process, including methodology, timing, reports, and data provided to the County with the renewal.				
5. Identify any expenses that are charged at contract termination.				
6. Explain how often you typically request updated census data.				
7. Provide information as to the financial condition of your company, including ratings by the following organizations: AM Best, S&P, and Moody's. Include an audited financial statement or a copy of your most recent annual report.				
8. Provide a sample copy of your proposed master contract/policy.				
9. Provide samples of all reports, forms and communication materials for employees.				
10. Confirm that you have read and reviewed Section II. Scope of Services, Subsection C. Requirements, of the RFP. Provide a detailed list of any and all deviations from the Requirements, as well as your proposed alternative or solution.				
11. Provide the amount of in force group LTD and STD premiums for the last three years: 2017, 2016 and 2015.				
B. Customer Service				
1. If different from your headquarters, provide information regarding the local office that will have primary responsibility for providing account management services to the County.				
2. Provide the name, title, address, telephone number and email address; and a brief biography that includes qualifications, experience, and length of service with your organization for the following individuals assigned to this account: a. Sales Representative b. Service Representative c. Underwriter	<table border="1" style="width: 100%; height: 100%;"> <tr><td style="height: 20px;"></td></tr> <tr><td style="height: 20px;"></td></tr> <tr><td style="height: 20px;"></td></tr> </table>			

Question	Response
d. Implementation coordinator e. Other key individuals	
3. Describe your internet/web portal capabilities with respect to communications, including enrollment, eligibility, plan provisions, or decision-making guides for plan participants; also state whether you have the ability to customize it for the County.	
4. Provide a list of the information and services that the County will have access to via the web portal.	
C. Claims Administration	
1. Provide the geographical location, days and hours of operation, and a toll free telephone number for the office that will pay disability claims.	
2. Outline your firm's current performance standards in the areas of claim approval turnaround time, benefit payment accuracy and any other areas of service your firm currently measures.	
3. Describe your firm's willingness to provide financial-based performance guarantees for metrics such as claims administration, customer service, and timely implementation. Provide sample performance guarantees and the amount of premium at risk.	
4. Describe how your claim system automatically "flags" recurring and multiple disabilities.	
5. Describe the resources available in the claims office, including access to personnel (e.g., occupational health nurses) and to databases such as duration control guidelines for disabilities.	

Question	Response
6. Describe your process for transitioning an employee from a short-term disability claim to a long-term disability claim. List three clients for whom you have provided this service, including name of client and contact information.	
7. Provide a list of the standard claim management reports you will provide, how frequently these will be issued, whether any nonstandard management reports are available and, if so, their costs, if any. Provide a sample package of reports you are proposing as standard.	
8. Describe any innovative claim administration options your company has available through your LTD or STD program that you think would benefit the County.	
9. Describe the claims information that is available to claimants and employers on the Internet and/or over the phone.	
D. Disability Management and Return-to-Work	
1. Provide your definition of disability for LTD and STD and describe how it compares to the County's current definition. Provide your definition of partial disability.	
2. Explain the point at which you begin 'case management' of a claim. If outside parties are utilized, identify them and describe their services.	
3. If you directly employ case managers, identify their geographical location and the days and hours of operation for accessing the case managers.	
4. Describe in detail the disability management process that you propose: a. Claim submission. How a claim is initiated with you; what the employee and the County must do; and whether you have telephonic intake capabilities. Describe your telephonic intake process and provide any additional cost associated with this service.	

Question	Response
<p>b. Detail the information that is needed to initially determine whether the employee qualifies for disability benefits and the information that is needed on an ongoing basis.</p> <p>c. Describe your claim investigation process. Explain when claims are investigated and whether outside parties are utilized. If so, identify them.</p> <p>d. Describe the procedure and frequency for verifying continuing disability once payments have begun, and in particular, any specific guidelines for diagnosis-specific durations of disability to be used.</p> <p>e. Describe the procedure for determining whether medical treatment is facilitating maximum recovery/functionality on an effective basis and the process to resolve this with the treating physician if treatment is not effective.</p> <p>f. Describe the roles for the insurance carrier, the treating physician, the employer and the employee in the event of a claim.</p> <p>g. Provide a claim process flow chart</p>	
<p>5. Describe how you propose to facilitate return-to-work at Ramsey County.</p> <p>a. Explain what "pre-claim" structural and/or information pathways need to be put in place.</p> <p>b. Describe your plan for coordinating and communicating with the employee, the treating physician, and Ramsey County.</p> <p>c. Explain when you would request a functional capacities evaluation to facilitate return-to-work.</p> <p>d. Explain when you would request a "second opinion" from another physician in order to facilitate return-to-work</p> <p>e. Explain your reporting process on the status of case management for the above situations.</p>	

Question	Response
<p>6. Discuss your knowledge of the Minneapolis/St. Paul provider marketplace and how you would work with treating physicians in this community to facilitate return-to-work.</p>	
<p>7. Explain in detail your rehabilitation program, including part-time work and possible reduction of benefit, for performance of non-comparable work. Explain your company's willingness to establish a liaison with the County to ensure that the claim cost control and rehabilitation programs are functioning. Provide information regarding the background and experience of any in-house rehabilitation staff who are dedicated exclusively to LTD claimants.</p>	
<p>E. Social Security Benefit Assistance</p>	
<p>1. Describe in detail your resources and level of assistance in helping the employee apply for Social Security disability payments initially, upon reapplication/appeal for previously denied benefits, and through the administrative hearing process.</p>	
<p>2. The County's current plan affects the benefit upon eligibility for Social Security. If a claimant refuses to apply for a Social Security benefit, an estimated benefit is calculated and offset from the LTD payment. Explain your ability to comply with this feature of the plan.</p>	
<p>F. Additional Information</p>	
<p>If you need to provide other information in order to fully explain your capabilities, please add any additional comments here.</p>	