



Saint Paul
PUBLIC SCHOOLS

A World of Opportunities

Board of Education
Independent School District 625

360 Colborne Street
Saint Paul, MN 55102-3299

Telephone: (651) 767-8149 • Fax: (651) 290-8331 • www.spps.org

November 14, 2012

Ramsey County Auditor
Ramsey County Elections
P.O. Box 64098
Saint Paul, MN 55164-0098

ATTN: Joe Mansky

Re: Canvass of Votes of Independent School District No. 625
General Election Held November 6, 2012

Dear Mr. Mansky:

Enclosed herewith are originals of the Board of Education resolution declaring election result and Clerk's certificate.

Very truly yours,

Marilyn Polsfuss, Assistant Clerk
Board of Education

MP/kjl

Enclosures

INDEPENDENT SCHOOL DISTRICT NO. 625
BOARD OF EDUCATION
SAINT PAUL PUBLIC SCHOOLS

RESOLUTION - GENERAL FORM

Board File No. 29198

Date November 13, 2012

RESOLUTION CANVASSING RETURNS OF VOTES OF
INDEPENDENT SCHOOL DISTRICT NO. 625 GENERAL ELECTION


BE IT RESOLVED by the Board of Education of Independent School District No. 625, as follows:


1. It is hereby found, determined and declared that the general election of the voters of this District held on November 6, 2012, was in all respects duly and legally called and held.
2. As specified in the attached Abstract of Votes Cast, a total of 128,009 voters of the District voted at said election on the question of increasing its general education revenue by \$821.55 per resident marginal cost pupil unit for taxes payable in 2013, the first year it is to be levied, said levy to be authorized for eight years, of which 78,703 voted in favor, 49,306 voted against the same.
3. Said proposition, having received the approval of at least a majority of such votes, is hereby declared to have carried.
4. The School District Clerk is hereby directed to certify the results of the election to the Ramsey County Auditor and notify the Commissioner of the Department of Education of the results of said general election.

Adopted November 13, 2012

AYE		NAY
<u>X</u>	Chair	_____
<u>X</u>	Vice Chair	_____
<u>X</u>	Clerk	_____
<u>X</u>	Treasurer	_____
<u>X</u>	Director	_____
<u>X</u>	Director	_____
<u>X</u>	Director	_____


CHAIR Board of Education


CLERK Board of Education

By: 
Assistant Clerk

Abstract of Votes Cast
Independent School District No. 625 (ST PAUL)
State of Minnesota
at the State General Election
Held Tuesday, November 6, 2012
Compiled from the Official Returns.

Summary of Totals
Independent School District No. 625 (ST PAUL)
Tuesday, November 6, 2012 State General Election

Number of persons registered as of 7 a.m.	144969
Number of persons registered on Election Day	34652
Number of accepted regular, armed forces and temporarily overseas absentee ballots	9842
Number of federal office only absentee ballots	307
Number of presidential absentee ballots	8
Total number of persons voting	143653

Summary of Totals
Independent School District No. 625 (ST PAUL)
Tuesday, November 6, 2012 State General Election

KEY TO PARTY ABBREVIATIONS

NP - Nonpartisan

SCHOOL DISTRICT QUESTION 1 (ISD #625)

NP
YES
78703

NP
NO
49306

Detail of Election Results
 Independent School District No. 625 (ST PAUL)
 Tuesday, November 6, 2012 State General Election

Precinct	Persons Registered as of 7 A.M.	Persons Registered on Election Day	Total Number of Persons Voting
62 0540 : ST. PAUL W-1 P-01	1028	213	1084
62 0550 : ST. PAUL W-1 P-02	1949	551	1900
62 0560 : ST. PAUL W-1 P-03	1703	457	1634
62 0570 : ST. PAUL W-1 P-04	1255	365	1122
62 0580 : ST. PAUL W-1 P-05	1299	313	1147
62 0590 : ST. PAUL W-1 P-06	2408	666	2456
62 0600 : ST. PAUL W-1 P-07	1287	317	1392
62 0610 : ST. PAUL W-1 P-08	1882	616	2036
62 0620 : ST. PAUL W-1 P-09	2071	744	1949
62 0630 : ST. PAUL W-1 P-10	356	145	354
62 0640 : ST. PAUL W-1 P-11	1008	308	924
62 0650 : ST. PAUL W-1 P-12	297	59	310
62 0660 : ST. PAUL W-1 P-13	1037	270	1104
62 0670 : ST. PAUL W-1 P-14	842	222	796
62 0675 : ST. PAUL W-1 P-15	613	229	646
62 0678 : ST. PAUL W-1 P-16	204	45	213
62 0680 : ST. PAUL W-2 P-01	1449	287	1521
62 0688 : ST. PAUL W-2 P-02	1548	292	1580
62 0690 : ST. PAUL W-2 P-03	2022	409	1973
62 0700 : ST. PAUL W-2 P-04	1246	377	1419
62 0710 : ST. PAUL W-2 P-05	1965	372	1901
62 0720 : ST. PAUL W-2 P-06	549	148	596
62 0730 : ST. PAUL W-2 P-07	1868	509	1886
62 0740 : ST. PAUL W-2 P-08	1275	319	1061
62 0750 : ST. PAUL W-2 P-09	1573	484	1688
62 0760 : ST. PAUL W-2 P-10	118	55	49
62 0770 : ST. PAUL W-2 P-11	1571	636	1899

Detail of Election Results
 Independent School District No. 625 (ST PAUL)
 Tuesday, November 6, 2012 State General Election

Precinct	Persons Registered as of 7 A.M.	Persons Registered on Election Day	Total Number of Persons Voting
62 0790 : ST. PAUL W-2 P-12	1681	291	1591
62 0800 : ST. PAUL W-2 P-13	1279	316	1272
62 0810 : ST. PAUL W-2 P-14	1560	337	1461
62 0820 : ST. PAUL W-2 P-15	2240	628	2113
62 0840 : ST. PAUL W-3 P-01	1965	199	1947
62 0850 : ST. PAUL W-3 P-02	2356	309	2319
62 0860 : ST. PAUL W-3 P-03	2418	482	2514
62 0870 : ST. PAUL W-3 P-04	1367	250	1341
62 0880 : ST. PAUL W-3 P-05	1489	372	1624
62 0890 : ST. PAUL W-3 P-06	2069	228	2030
62 0900 : ST. PAUL W-3 P-07	1987	326	1470
62 0910 : ST. PAUL W-3 P-08	1527	209	1504
62 0920 : ST. PAUL W-3 P-09	2348	309	2325
62 0930 : ST. PAUL W-3 P-10	1662	211	1591
62 0940 : ST. PAUL W-3 P-11	1516	415	1484
62 0950 : ST. PAUL W-3 P-12	1695	307	1817
62 0960 : ST. PAUL W-3 P-13	1708	308	1782
62 0970 : ST. PAUL W-3 P-14	3373	442	3409
62 1000 : ST. PAUL W-4 P-01	1519	234	1538
62 1010 : ST. PAUL W-4 P-02	1276	172	1252
62 1020 : ST. PAUL W-4 P-03	1641	635	1781
62 1030 : ST. PAUL W-4 P-04	1701	366	1779
62 1040 : ST. PAUL W-4 P-05	1244	322	1331
62 1050 : ST. PAUL W-4 P-06	1477	1220	2151
62 1060 : ST. PAUL W-4 P-07	1738	523	1881
62 1070 : ST. PAUL W-4 P-08	2093	461	1973
62 1080 : ST. PAUL W-4 P-09	1401	304	1345
62 1090 : ST. PAUL W-4 P-10	1995	396	1913
62 1100 : ST. PAUL W-4 P-11	2289	378	2200

Detail of Election Results
 Independent School District No. 625 (ST PAUL)
 Tuesday, November 6, 2012 State General Election

Precinct	Persons Registered as of 7 A.M.	Persons Registered on Election Day	Total Number of Persons Voting
62 1110 : ST. PAUL W-4 P-12	1384	575	1641
62 1120 : ST. PAUL W-4 P-13	1460	522	1625
62 1130 : ST. PAUL W-4 P-14	1331	281	1319
62 1140 : ST. PAUL W-4 P-15	1318	201	1289
62 1160 : ST. PAUL W-5 P-01	1861	320	1878
62 1170 : ST. PAUL W-5 P-02	2398	247	2316
62 1180 : ST. PAUL W-5 P-03	1839	368	1864
62 1190 : ST. PAUL W-5 P-04	2901	812	2889
62 1200 : ST. PAUL W-5 P-05	1556	512	1561
62 1210 : ST. PAUL W-5 P-06	1644	444	1575
62 1220 : ST. PAUL W-5 P-07	1044	259	948
62 1230 : ST. PAUL W-5 P-08	1891	531	1709
62 1240 : ST. PAUL W-5 P-09	1518	511	1467
62 1250 : ST. PAUL W-5 P-10	516	167	477
62 1290 : ST. PAUL W-6 P-01	1290	222	1187
62 1300 : ST. PAUL W-6 P-02	1164	353	1099
62 1310 : ST. PAUL W-6 P-03	536	178	509
62 1320 : ST. PAUL W-6 P-04	1201	193	1209
62 1330 : ST. PAUL W-6 P-05	2175	407	1824
62 1340 : ST. PAUL W-6 P-06	663	245	625
62 1350 : ST. PAUL W-6 P-07	1405	271	1281
62 1360 : ST. PAUL W-6 P-08	1656	424	1571
62 1370 : ST. PAUL W-6 P-09	1329	391	1316
62 1380 : ST. PAUL W-6 P-10	1285	420	1215
62 1390 : ST. PAUL W-6 P-11	973	185	917
62 1400 : ST. PAUL W-6 P-12	1537	297	1520
62 1410 : ST. PAUL W-6 P-13	1047	222	985
62 1420 : ST. PAUL W-6 P-14	1076	251	1032
62 1430 : ST. PAUL W-7 P-01	1693	543	1626

Detail of Election Results
 Independent School District No. 625 (ST PAUL)
 Tuesday, November 6, 2012 State General Election

Precinct	Persons Registered as of 7 A.M.	Persons Registered on Election Day	Total Number of Persons Voting
62 1440 : ST. PAUL W-7 P-02	1110	339	1043
62 1450 : ST. PAUL W-7 P-03	1256	381	1240
62 1460 : ST. PAUL W-7 P-04	893	184	807
62 1470 : ST. PAUL W-7 P-05	1265	221	1234
62 1480 : ST. PAUL W-7 P-06	1194	261	1126
62 1490 : ST. PAUL W-7 P-07	1037	289	1054
62 1500 : ST. PAUL W-7 P-08	1527	372	1517
62 1510 : ST. PAUL W-7 P-09	1343	382	1376
62 1520 : ST. PAUL W-7 P-10	1348	266	1299
62 1530 : ST. PAUL W-7 P-11	1211	383	1127
62 1540 : ST. PAUL W-7 P-12	2368	567	2366
62 1550 : ST. PAUL W-7 P-13	1689	297	1612
Independent School District No. 625 (ST PAUL)	144969	34652	143653
Total:			

Detail of Election Results
 Independent School District No. 625 (ST PAULI)
 Tuesday, November 6, 2012 State General Election

Office Title: SCHOOL DISTRICT QUESTION 1 (ISD #625)

Precinct	NP YES	NP NO
62 0540 : ST. PAUL W-1 P-01	744	301
62 0550 : ST. PAUL W-1 P-02	1086	608
62 0560 : ST. PAUL W-1 P-03	872	516
62 0570 : ST. PAUL W-1 P-04	596	336
62 0580 : ST. PAUL W-1 P-05	634	336
62 0590 : ST. PAUL W-1 P-06	1510	707
62 0600 : ST. PAUL W-1 P-07	951	356
62 0610 : ST. PAUL W-1 P-08	1231	507
62 0620 : ST. PAUL W-1 P-09	938	690
62 0630 : ST. PAUL W-1 P-10	171	118
62 0640 : ST. PAUL W-1 P-11	421	259
62 0650 : ST. PAUL W-1 P-12	182	88
62 0660 : ST. PAUL W-1 P-13	721	263
62 0670 : ST. PAUL W-1 P-14	357	187
62 0675 : ST. PAUL W-1 P-15	315	239
62 0678 : ST. PAUL W-1 P-16	108	80
62 0680 : ST. PAUL W-2 P-01	1012	422
62 0690 : ST. PAUL W-2 P-02	1029	436
62 0700 : ST. PAUL W-2 P-03	924	841
62 0710 : ST. PAUL W-2 P-04	931	347
62 0720 : ST. PAUL W-2 P-05	971	805
62 0730 : ST. PAUL W-2 P-06	312	206
62 0740 : ST. PAUL W-2 P-07	1096	567
62 0750 : ST. PAUL W-2 P-08	566	338
62 0760 : ST. PAUL W-2 P-09	980	493
62 0770 : ST. PAUL W-2 P-10	18	24
62 0780 : ST. PAUL W-2 P-11	1193	496

Detail of Election Results
 Independent School District No. 625 (ST PAULI)
 Tuesday, November 6, 2012 State General Election

Office Title: SCHOOL DISTRICT QUESTION 1 (ISD #625)

Precinct	NP YES	NP NO
62 0790 : ST. PAUL W-2 P-12	878	567
62 0800 : ST. PAUL W-2 P-13	769	396
62 0810 : ST. PAUL W-2 P-14	753	571
62 0820 : ST. PAUL W-2 P-15	1086	738
62 0840 : ST. PAUL W-3 P-01	1129	709
62 0850 : ST. PAUL W-3 P-02	1415	770
62 0860 : ST. PAUL W-3 P-03	1436	895
62 0870 : ST. PAUL W-3 P-04	760	441
62 0880 : ST. PAUL W-3 P-05	823	562
62 0890 : ST. PAUL W-3 P-06	998	812
62 0900 : ST. PAUL W-3 P-07	1112	228
62 0910 : ST. PAUL W-3 P-08	939	489
62 0920 : ST. PAUL W-3 P-09	1326	863
62 0930 : ST. PAUL W-3 P-10	790	625
62 0940 : ST. PAUL W-3 P-11	711	440
62 0950 : ST. PAUL W-3 P-12	1205	474
62 0960 : ST. PAUL W-3 P-13	1057	592
62 0970 : ST. PAUL W-3 P-14	1874	1270
62 1000 : ST. PAUL W-4 P-01	1164	259
62 1010 : ST. PAUL W-4 P-02	977	194
62 1020 : ST. PAUL W-4 P-03	1174	358
62 1030 : ST. PAUL W-4 P-04	1076	512
62 1040 : ST. PAUL W-4 P-05	809	410
62 1050 : ST. PAUL W-4 P-06	1096	713
62 1060 : ST. PAUL W-4 P-07	1085	631
62 1070 : ST. PAUL W-4 P-08	1217	612
62 1080 : ST. PAUL W-4 P-09	815	383
62 1090 : ST. PAUL W-4 P-10	1338	461

Detail of Election Results
 Independent School District No. 625 (ST PAUL)
 Tuesday, November 6, 2012 State General Election

Office Title: SCHOOL DISTRICT QUESTION 1 (ISD #625)

Precinct	NP YES	NP NO
62 1100 : ST. PAUL W-4 P-11	1282	659
62 1110 : ST. PAUL W-4 P-12	1060	433
62 1120 : ST. PAUL W-4 P-13	967	469
62 1130 : ST. PAUL W-4 P-14	851	348
62 1140 : ST. PAUL W-4 P-15	818	393
62 1160 : ST. PAUL W-5 P-01	1081	699
62 1170 : ST. PAUL W-5 P-02	1294	902
62 1180 : ST. PAUL W-5 P-03	1085	554
62 1190 : ST. PAUL W-5 P-04	1488	1089
62 1200 : ST. PAUL W-5 P-05	737	516
62 1210 : ST. PAUL W-5 P-06	773	657
62 1220 : ST. PAUL W-5 P-07	447	393
62 1230 : ST. PAUL W-5 P-08	780	671
62 1240 : ST. PAUL W-5 P-09	734	547
62 1250 : ST. PAUL W-5 P-10	222	191
62 1290 : ST. PAUL W-6 P-01	591	520
62 1300 : ST. PAUL W-6 P-02	512	460
62 1310 : ST. PAUL W-6 P-03	229	175
62 1320 : ST. PAUL W-6 P-04	650	447
62 1330 : ST. PAUL W-6 P-05	841	744
62 1340 : ST. PAUL W-6 P-06	282	214
62 1350 : ST. PAUL W-6 P-07	598	543
62 1360 : ST. PAUL W-6 P-08	689	616
62 1370 : ST. PAUL W-6 P-09	624	439
62 1380 : ST. PAUL W-6 P-10	568	485
62 1390 : ST. PAUL W-6 P-11	407	412
62 1400 : ST. PAUL W-6 P-12	623	731
62 1410 : ST. PAUL W-6 P-13	391	465

Detail of Election Results
 Independent School District No. 625 (ST PAUL)
 Tuesday, November 6, 2012 State General Election

Office Title: SCHOOL DISTRICT QUESTION 1 (SD #625)


Precinct	NP YES	NP NO
62 1420 : ST. PAUL W-6 P-14	436	476
62 1430 : ST. PAUL W-7 P-01	858	600
62 1440 : ST. PAUL W-7 P-02	471	444
62 1450 : ST. PAUL W-7 P-03	560	529
62 1460 : ST. PAUL W-7 P-04	385	300
62 1470 : ST. PAUL W-7 P-05	598	500
62 1480 : ST. PAUL W-7 P-06	507	518
62 1490 : ST. PAUL W-7 P-07	470	460
62 1500 : ST. PAUL W-7 P-08	702	673
62 1510 : ST. PAUL W-7 P-09	576	683
62 1520 : ST. PAUL W-7 P-10	537	640
62 1530 : ST. PAUL W-7 P-11	507	462
62 1540 : ST. PAUL W-7 P-12	1096	1016
62 1550 : ST. PAUL W-7 P-13	695	690
Total:	78703	49306

We, the school board members of Independent School District No. 625 (St. Paul), certify that we have canvassed the returns of the State General Election held on Tuesday, November 6, 2012 and have herein specified the number of votes for and against the ballot question voted on in this election.

As appears by the returns of the election precincts voting in this election, duly returned to, filed, opened, canvassed, and now remaining on file in the office of the clerk of Independent School District No. 625 (St. Paul)


Witness our official signature at City of Saint Paul in Ramsey County this 13th day of November, 2012.


Member of canvassing board



Member of canvassing board


Member of canvassing board


Member of canvassing board


Member of canvassing board


Member of canvassing board


Member of canvassing board

State of Minnesota
Independent School District No. 625 (St. Paul)

I, Marilyn Polsfuss, Assistant Clerk of the Independent School District No. 625 (St. Paul) do hereby certify the within and foregoing 12 pages to be a full and correct copy of the original abstract and return of votes cast in the Independent School District No. 625 (St. Paul) State General Election held on Tuesday, November 6, 2012.

Witness my hand and official seal of office, this 13th day of November, 2012.

