

# 2021 ELECTIONS UPDATE



## Another successful election year in the books

The Ramsey County Elections Office is proud to report our staff of 11 completed another successful election year with the support and dedication of numerous seasonal staff, interns, and election judges.

While our team did not administer three elections in 2021 like we did in 2020, the same energy and attention went into training around 1,600 election judges, helping 91,535 residents vote, and working with 17 community partners to engage and educate the public on voter eligibility, voting options, and why voting in local elections is important.

## Voter turnout

Ramsey County—as well as the county's largest city, Saint Paul—saw the second highest number of ballots cast in a municipal/school district election year in history. Turnout in the Nov. 2, 2021 general election was just short of the record-breaking 2017 municipal/school district general election; only 164 more votes were cast in 2017 than in 2021.

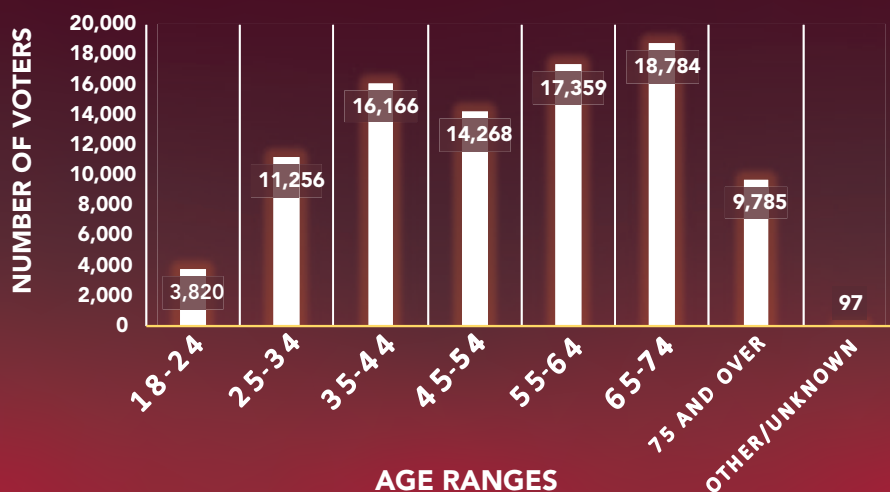
## Trend in voting method shifts in 2021

In contrast to elections in 2020, more individuals voted in their polling place on Election Day in 2021.

The trend to vote absentee, either by mail or in person, has been rising since 2016. In 2021, however, 10.6% of total voting was through absentee voting—compared with 23.3% of total voting in 2016, 11% of total voting in 2017, 24.4% of total voting in 2018, 12.9% of total voting in 2019 and an astounding 65.51% of total voting in 2020.

Matching the trend of absentee voting prior to 2020, a majority of absentee voting in 2021—nearly 60%—was in person; of the 9,758 absentee ballots cast, 5,792 were in person. In contrast to 2020, 311 ballots were returned in person to staffed ballot return locations; that is, 3% of total absentee ballots cast were returned in person in 2021 vs. 20% of ballots returned in person for the record-breaking 2020 election.

## TOTAL VOTING BY AGE RANGE



## Creating future voters

The 124 student election judges who worked with us this fall arrived through a variety of channels including direct outreach to high schools, through our community partners, and word of mouth. They gain not only valuable insight and knowledge about the voting process but a passion and positive experience to share with their peers. From poll pad check-ins at the polling place to election night returns at Ramsey County Plato Building, Ramsey County's student election judges are a fabulous addition to our team.



*Students from Washington Technology Magnet School assisting with election night returns.*

## Community engagement remained a priority in 2021

The Ramsey County Elections Office established a formal civic engagement program in 2019. Program staff develop and deliver educational presentations and trainings to the public; create educational materials and connect voters to resources on voting, the government, and elected officials; coordinate with community partners to conduct voter outreach efforts in registration, absentee voting, and general civic education; recruit new election judges to serve in voting locations or perform other administrative roles; research how voters interact with the voting process to understand and address areas needing improvement in service delivery; and improve services offered to voters, such as language translation options and accessibility in service delivery.

The civic engagement program depends on the network and experience of trusted community partners. Through community engagement funds granted by the County Manager's office, 17 community partners were selected to provide a variety of services in support of the November 2021 election. Along with community partners' specific established programs/services for community engagement/education, they:

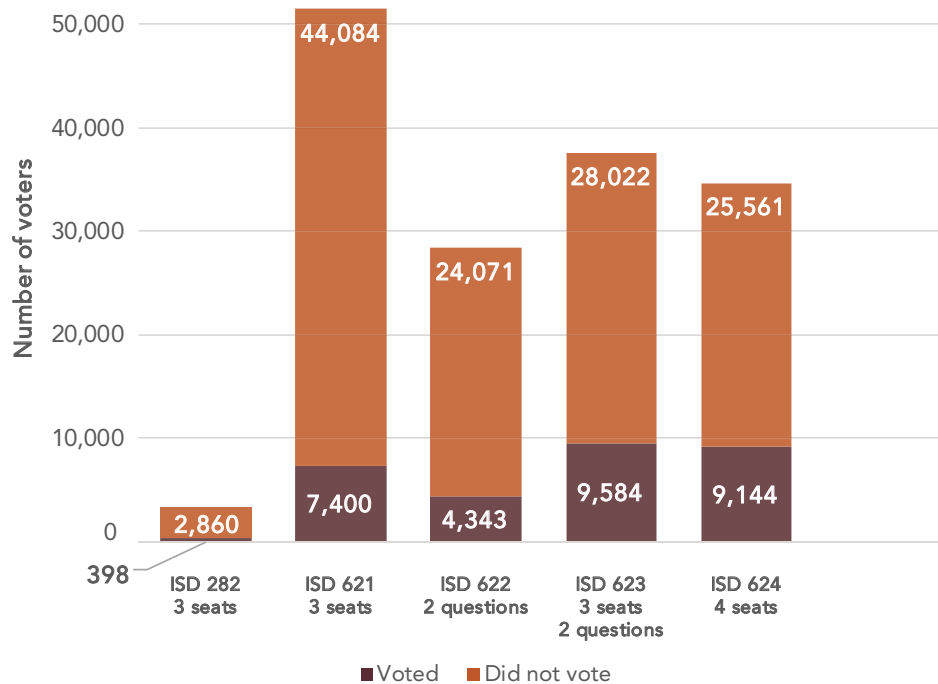
- Developed resources and carried messaging and education into the community.
- Raised awareness of the importance of civic education and election participation.
- Educated the public on voter eligibility information.
- Registered voters and helped individuals access resources and voting options.
- Provided interpreter and translator services for multiple languages.

## Odd years are always "on" years

In 2020, the Elections Office employed dozens of elections judges whose sole job every afternoon was labeling absentee mail out envelopes and inserting the correct ballot into the envelope. In 2021, this job and all in-person absentee voting was managed by only 5–7 people. There are many elections tasks, however, that remain virtually the same regardless of the year, the races on the ballot, and the number of voters who turn out to vote. Staff prepare dozens of documents, supplies, and voting equipment for each of our polling places—up to 170 voting locations depending on the election. In addition, staff prepare and deliver up to 15 different types of training to hundreds of election judges each year. No matter the election, the Elections Office team, and all those who volunteer to support the efforts, show up and plan with the same attention and dedication.

# SCHOOL DISTRICT RESULTS

Registered Voter Turnout in Suburban School Districts

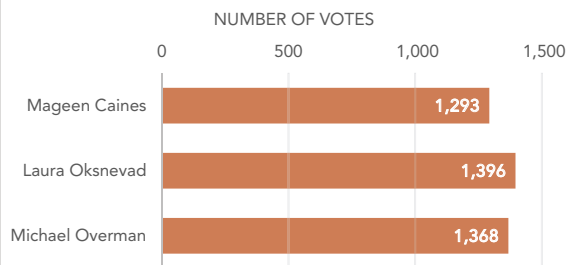


*Note:* turnout statistics are based on Ramsey County registered voters. Complete vote totals (in the results sections below) will include individuals who registered to vote on Election Day. Voters living in another county, but voting in the same district, are not represented here (i.e., ISD 282, ISD 622, and ISD 624).

*Note:* election results statistics are based on all ballots cast in the district—including voters living in another county (i.e., ISD 282, ISD 622, and ISD 624).

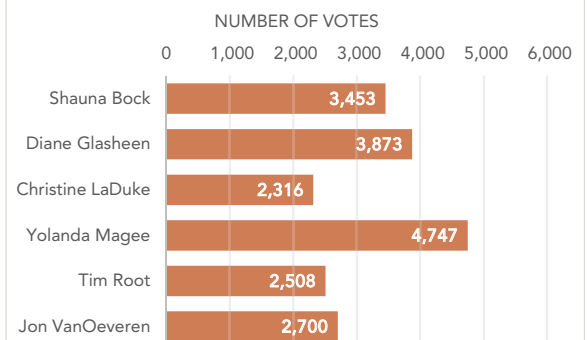
## ISD 282 - vote for three

ISD 282 CANDIDATE RESULTS



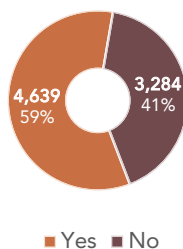
## ISD 621 - vote for three

ISD 621 CANDIDATE RESULTS

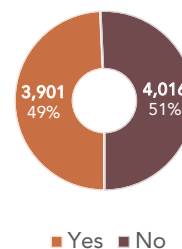


## ISD 622

ISD 622 - Question 1 Results



ISD 622 - Question 2 Results

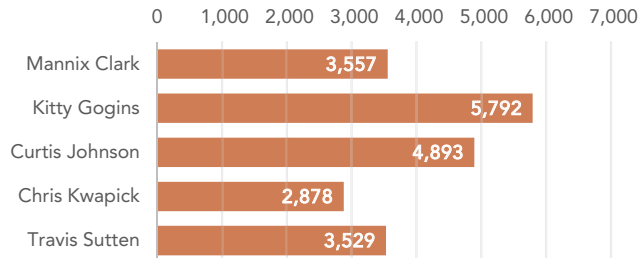


# SCHOOL DISTRICT RESULTS

## ISD 623 - vote for three

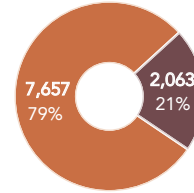
### ISD 623 CANDIDATE RESULTS

NUMBER OF VOTES



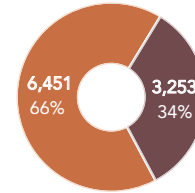
## ISD 623 - two ballot questions

### ISD 623 - Question 1 Results



■ Yes ■ No

### ISD 623 - Question 2 Results

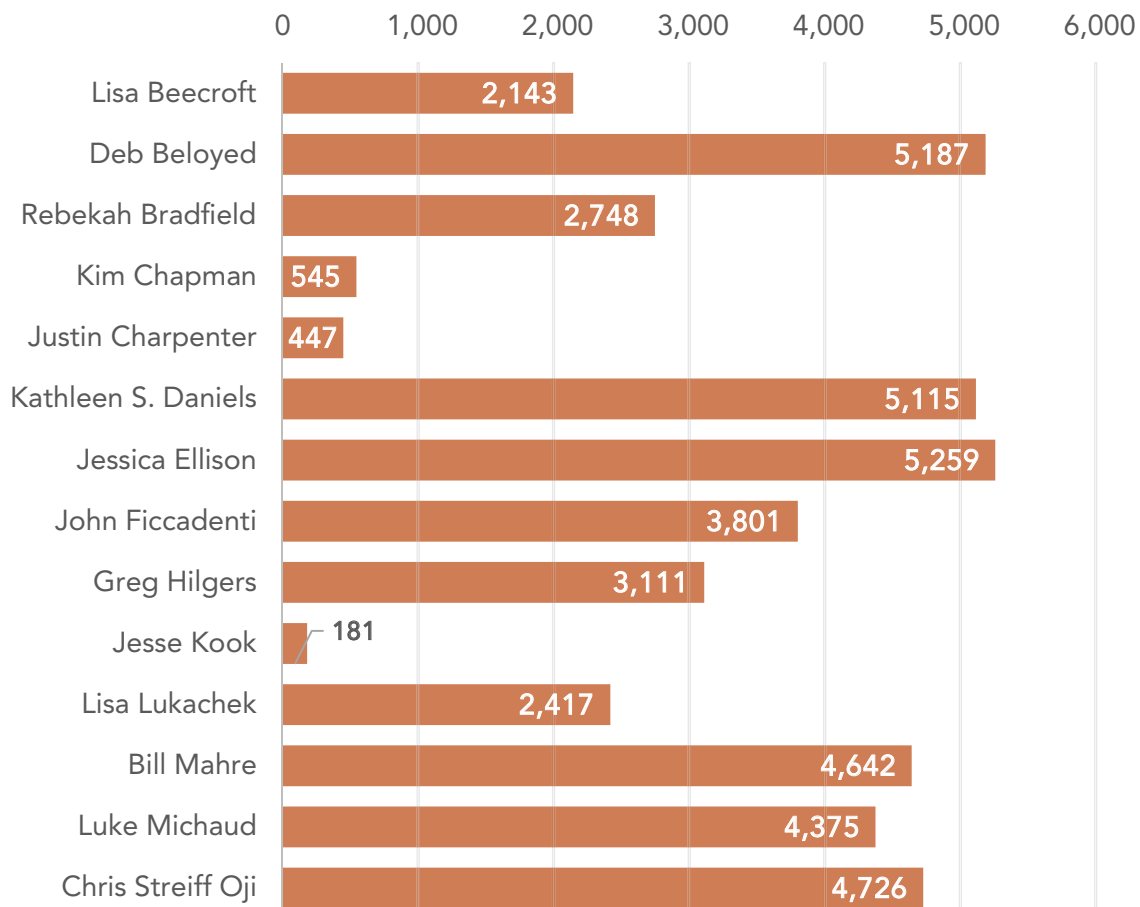


■ Yes ■ No

## ISD 624 - vote for four

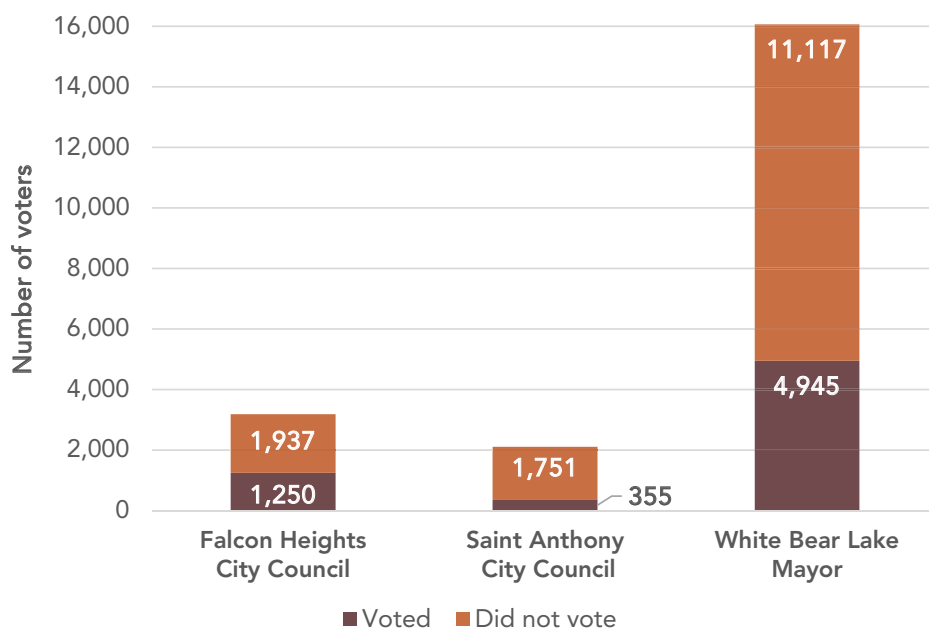
### ISD 624 CANDIDATE RESULTS

NUMBER OF VOTES



# SUBURBAN MUNICIPAL RESULTS

Registered Voter Turnout in Suburban City Elections

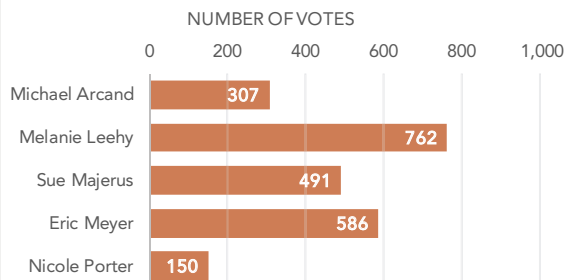


*Note:* turnout statistics are based on Ramsey County registered voters. Voters living in another county but voting in the same district are not represented here (i.e., ISD 282, ISD 622, and ISD 624).

*Note:* election results statistics are based on all ballots cast in the district—including voters living in another county (i.e., ISD 282, ISD 622, and ISD 624).

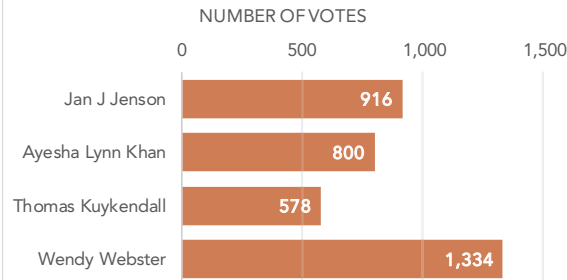
FALCON HEIGHTS - vote for two

FALCON HEIGHTS CITY COUNCIL



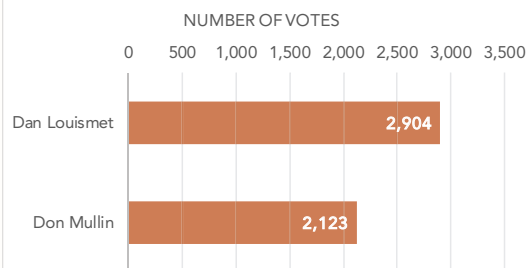
SAINT ANTHONY - vote for two

SAINT ANTHONY CITY COUNCIL

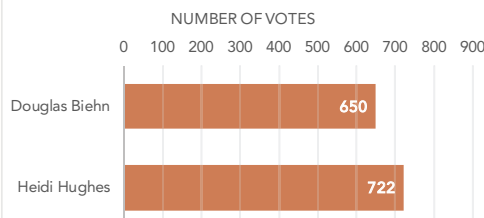


## WHITE BEAR LAKE

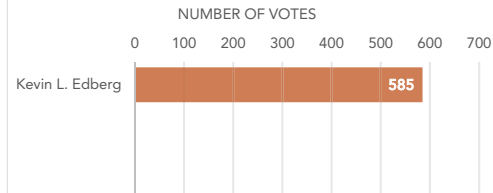
WHITE BEAR LAKE MAYOR



WHITE BEAR LAKE CITY COUNCIL WARD 2

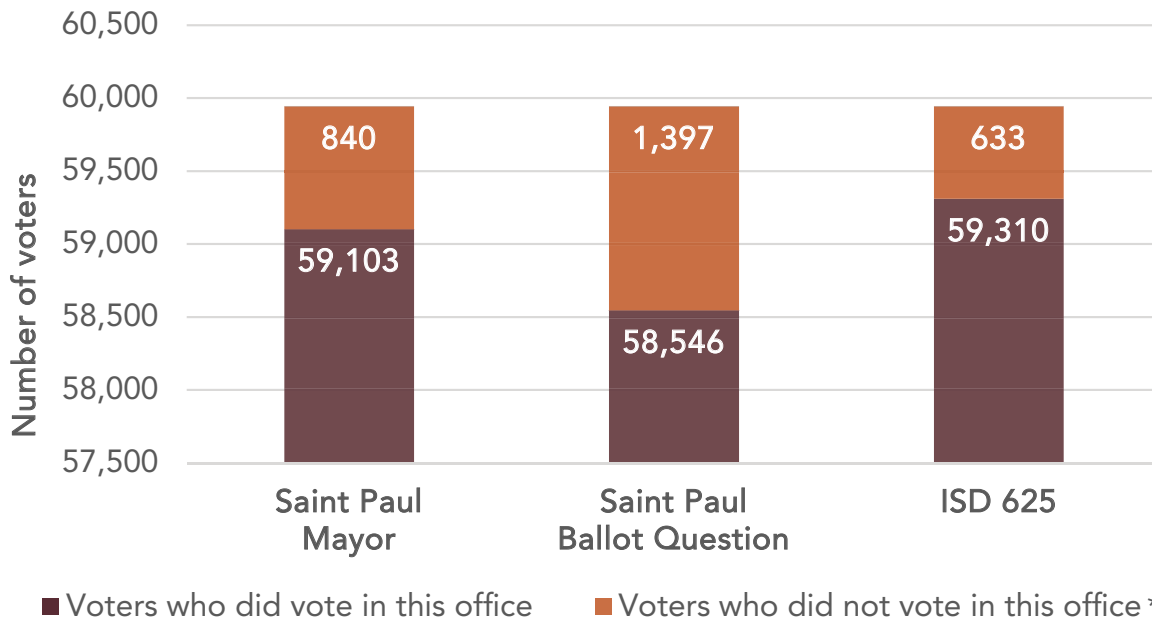


WHITE BEAR LAKE CITY COUNCIL WARD 4



# SAINT PAUL RESULTS

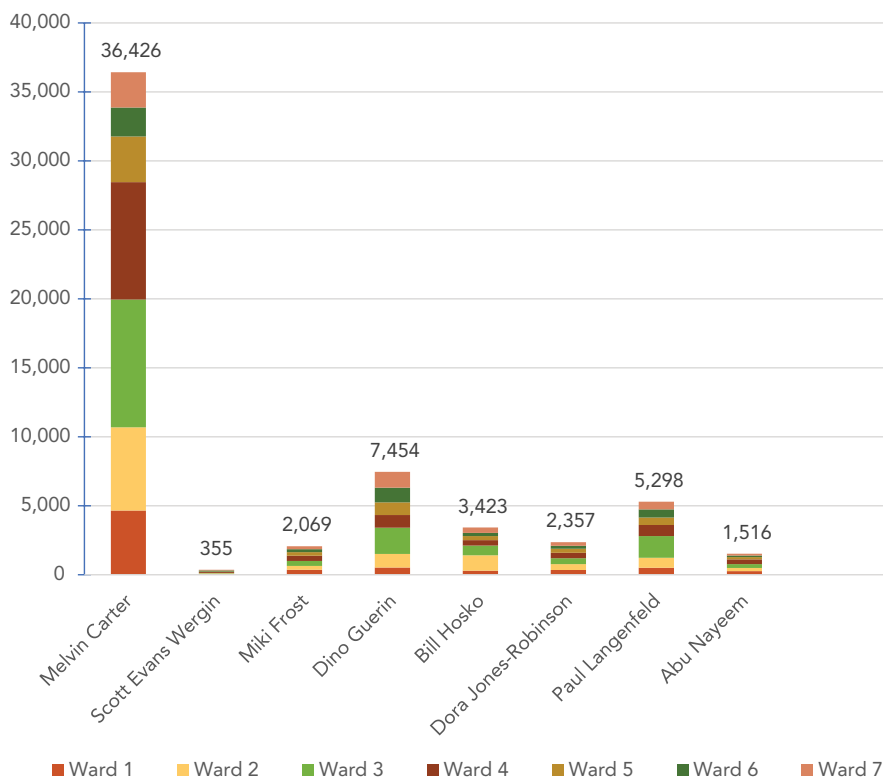
## Votes Cast by Office in Saint Paul



\*Voters cast a ballot in the election but did not vote for a candidate or ballot question in this office.

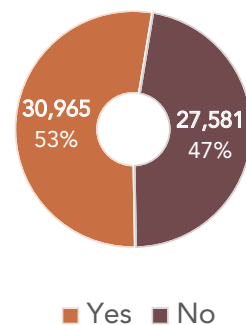
## MAYOR

### Saint Paul Mayor Candidate Results - First Choice by Ward



## SAINT PAUL BALLOT QUESTION

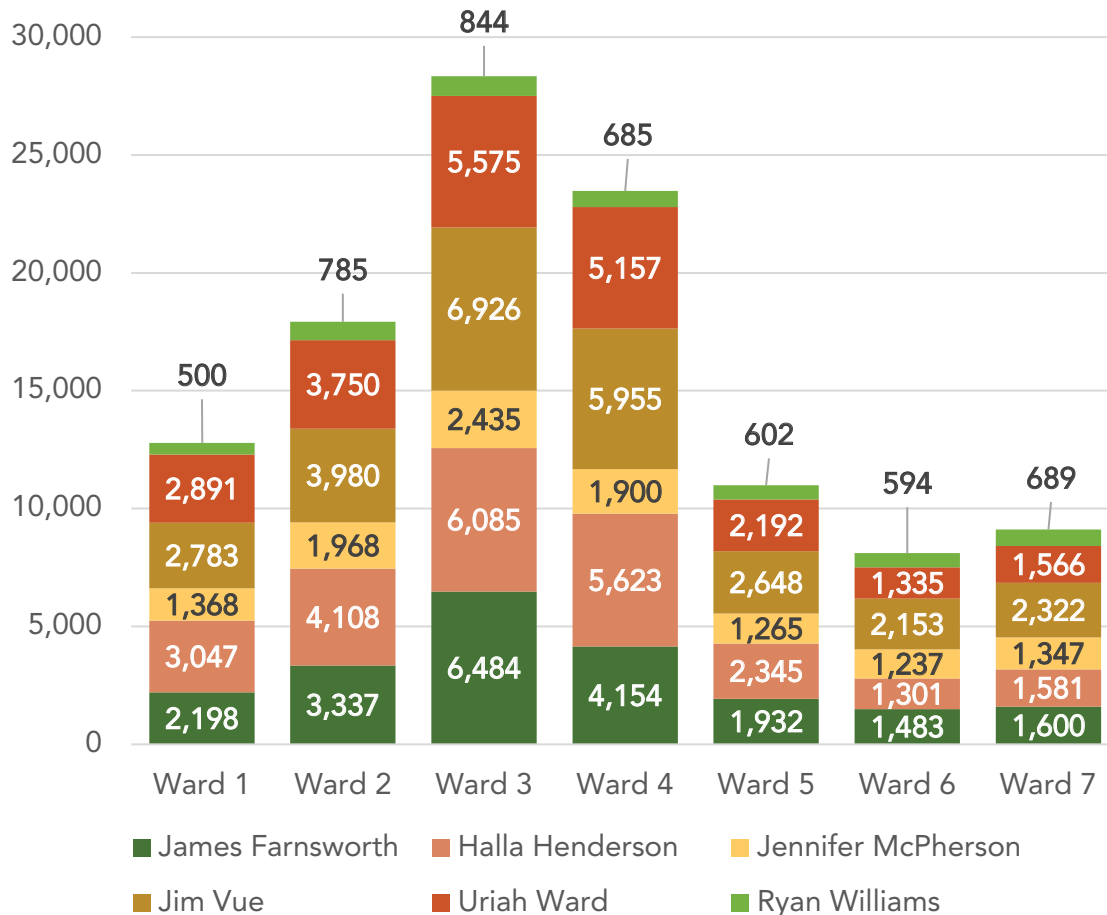
### Saint Paul Ballot Question Results



# SAINT PAUL RESULTS

## ISD 625 - 4-year term

### ISD 625 Candidate Results by Ward



## ISD 625 - Special election 2-year term

### ISD 625 Special Election Results By Ward

