

Battle Creek Regional Park

PARK RULES



Ski pass required on trails.



Park hours are 5 a.m. – 10 p.m.



Be courteous to others.



No dogs allowed.




No smoking, vaping or tobacco product use.




No biking, walking or snowshoeing on ski trails.


LEGEND




Skiing




Sledding




Restrooms




Parking




Ski Trail - Easiest




Ski Trail - More Difficult




Ski Trail - Most Difficult




Trail Intersection Marker



Training Area




Unlighted natural snow ski trails




Lighted machine-made snow ski trails

Classic and skate skiing on all trails.




Groomed snow walking access



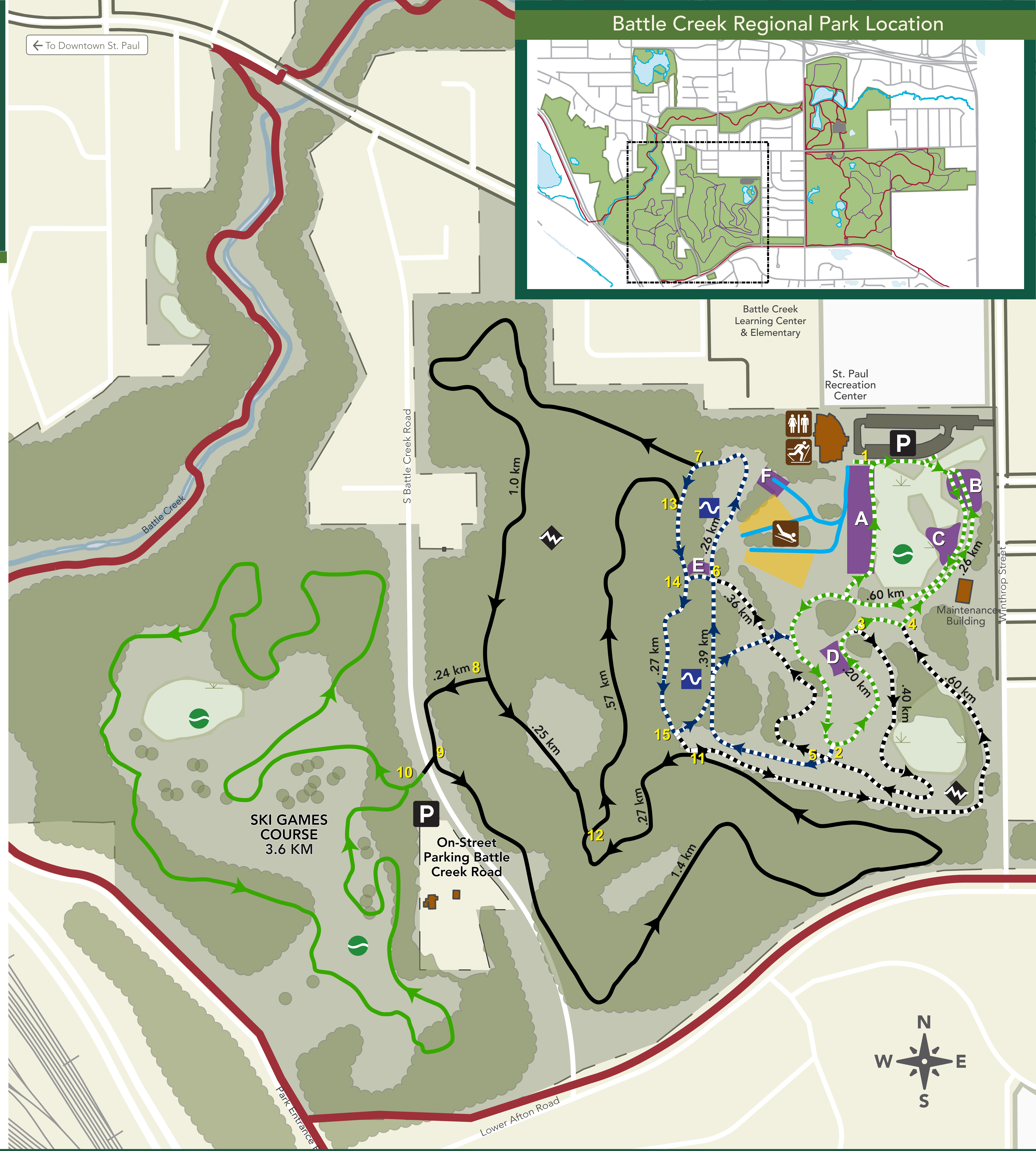
Paved trails

ADDITIONAL RESOURCES



Find additional resources including maps, rules, ski pass sales and more at ramseycounty.us/BattleCreekRegionalPark.

Battle Creek Regional Park Location



Battle Creek Regional Park

PARK RULES



Ski pass required on trails.



Park hours are 5 a.m. – 10 p.m.



Be courteous to others.



No dogs allowed.



No smoking, vaping or tobacco product use.



No biking, walking or snowshoeing on ski trails.

LEGEND



Skiing



Sledding



Restrooms



Parking



Ski Trail - Easiest



Ski Trail - More Difficult



Ski Trail - Most Difficult



Trail Intersection Marker



Training Area



Unlighted natural snow ski trails



Lighted machine-made snow ski trails

Classic and skate skiing on all trails.



Groomed snow walking access



Paved trails

ADDITIONAL RESOURCES



Find additional resources including maps, rules, ski pass sales and more at ramseycounty.us/BattleCreekRegionalPark.

Battle Creek Regional Park Location

