











ELECTRONICS

Ramsey County partners with Repowered to offer free electronics recycling. Follow these steps to safely dispose of unwanted electronics.

- 1. Gather unwanted electronics.** Review the list below for items accepted.
- 2. Bring electronics to the collection site.** Put them in a labeled box that is easily accessible in your vehicle.
- 3. Drop them off.** Follow signs and staff directions when you arrive at Repowered's Saint Paul location.

ITEMS ACCEPTED

- | | |
|--|---|
|  Cable boxes. |  Gaming consoles. |
|  Cellphones & tablets. |  Printers & scanners. |
|  Chargers, adapters & headphones. |  Speakers. |
|  Computer accessories (mice, keyboards, etc.) |  Televisions & monitors. |
|  Computers & laptops. |  VCRs, DVRs & Blu-ray players. |

Learn more.









Scan to see more accepted items and to get directions to Repowered.

YARD WASTE

Follow these steps to properly dispose of leaves, grass, branches and other yard waste.

- 1. Gather yard waste.** Separate leaves and grass from trees, branches and shrubs.
- 2. Bring yard waste to a collection site.** Trees, branches and shrubs are only accepted at some of our yard waste sites. Check to see what is accepted at each location before you go.
- 3. Place yard waste in the correct pile.** Bags, including biodegradable ones, must be emptied on site and taken with you.

ITEMS ACCEPTED

- | | |
|--|--|
|  Branches. |  Leaves. |
|  Garden waste. |  Shrubs (no roots). |
|  Grass clippings. |  Trees (no roots). |

Learn more.



Scan to see more accepted items and to find a collection site near you.

MEDICINE

Ramsey County also has medicine disposal options. Scan to learn more!



0223 English

● Household Recycling ● Household Hazardous Waste
● Food Scraps ● Electronics ● Yard Waste ● Medicine

Recycling at a glance

A quick guide for Ramsey County residents.



Questions? Visit [RamseyRecycles.com](https://www.ramseyrecycles.com) or call 651-633-EASY (3279), answered 24/7.

 RAMSEY COUNTY







Recycling at a glance

HOUSEHOLD RECYCLING

Many items can be recycled rather than tossed in the trash. Get started with these easy steps.

- 1. Rinse all containers.** It's okay to leave caps on. Do not crush or flatten containers so machines can better sort them.
- 2. Flatten boxes.** Keep cardboard boxes and paper items dry.
- 3. Put them in your bin.** Place all recyclables loose in your recycling cart. Do not use plastic bags. They jam the sorting machines.

ITEMS ACCEPTED

-  Cardboard (except frozen food boxes).
-  Newspapers, magazines & mail.
-  Glass bottles & jars.
-  Office & school papers.
-  Metal cans.
-  Plastic containers (1, 2 & 5).

Learn more.









Scan to see more accepted items and other household recycling tips.

FOOD SCRAPS

Over 20% of our trash is wasted food. Start collecting food scraps by following these steps.

- 1. Get equipped.** Find a container to collect food scraps. Pick up free compostable bags at a collection site.
- 2. Collect food scraps.** Line your container with a compostable bag and fill it with food scraps and other accepted items.
- 3. Drop it off.** Bring your filled compostable bag to a collection site. Pick up another free bag while you are there.

ITEMS ACCEPTED

-  Breads, pasta & other grains.
-  Fruit & vegetable scraps.
-  Coffee grounds & filters.
-  Meat, seafood & bones.
-  Dairy products.
-  Moldy or expired food.

Learn more.



Scan to see more accepted items and to find a collection site near you.

HOUSEHOLD HAZARDOUS WASTE








Properly dispose of household chemicals and other items that don't belong in the trash.

- 1. Gather unwanted hazardous products.** If the label says *caution*, *warning*, *danger* or *poison*, it doesn't belong in the trash.
- 2. Never mix chemicals.** Mixing chemicals can be dangerous and prevents recycling.
- 3. Bring items to a collection site.** Load items into your trunk or cargo bed for safe transport.



Check out the free Product Reuse Center at the year-round site in Saint Paul.

ITEMS ACCEPTED

-  Batteries (all types).
-  Needles & syringes (empty).
-  Bug killers & weed killers.
-  Paint.
-  Cleaners.
-  Propane tanks (full or empty).
-  Fluorescent lights.
-  Used oil & other auto fluids.

Learn more.



Scan to see more accepted items and to find a collection site near you.