











**COV KHOOM  
HLUAV TAWS XOB**

Ramsey County partners with Repowered to offer free electronics recycling. Follow these steps to safely dispose of unwanted electronics.

- 1. Gather unwanted electronics.** Review the list below for items accepted.
- 2. Bring electronics to the collection site.** Put them in a labeled box that is easily accessible in your vehicle.
- 3. Drop them off.** Follow signs and staff directions when you arrive at Repowered's Saint Paul location.

**ITEMS ACCEPTED**

- |   |   |
|---|---|
|  Cable boxes.                                   |  Gaming consoles.                |
|  Cellphones & tablets.                          |  Printers & scanners.            |
|  Chargers, adapters & headphones.              |  Speakers.                       |
|  Computer accessories (mice, keyboards, etc.) |  Televisions & monitors.       |
|  Computers & laptops.                         |  VCRs, DVRs & Blu-ray players. |

**Learn more.**









Scan to see more accepted items and to get directions to Repowered.

**KHOOM POV TSEG NYOB  
QAB VAG TSIB TAUG**

Follow these steps to properly dispose of leaves, grass, branches and other yard waste.

- 1. Gather yard waste.** Separate leaves and grass from trees, branches and shrubs.
- 2. Bring yard waste to a collection site.** Trees, branches and shrubs are only accepted at some of our yard waste sites. Check to see what is accepted at each location before you go.
- 3. Place yard waste in the correct pile.** Bags, including biodegradable ones, must be emptied on site and taken with you.

**ITEMS ACCEPTED**

- |  |  |
|--|--|
|  Branches.        |  Leaves.            |
|  Garden waste.    |  Shrubs (no roots). |
|  Grass clippings. |  Trees (no roots).  |


**Learn more.**



Scan to see more accepted items and to find a collection site near you.

**TSHUAJ**

Ramsey County also has medicine disposal options. Scan to learn more!



0423 Hmong

• Kev Muab Khoom Seem Zom Dua Los Sis Sib Pauv Dua Tsim Lwm Yam Tshiab Hauv Tsev • Khoom Seem Ntawm Khoom Noj Haus • Tshuaj • Khoom Phom Sij Seem Hauv Tsev • Khoom Pov Tseg Nyob Qab Vag Tsib Taug • Cov Khoom Hluav Taws Xob



**Questions?** Visit [RamseyRecycles.com](http://RamseyRecycles.com) or call **651-633-EASY (3279)**, answered 24/7.

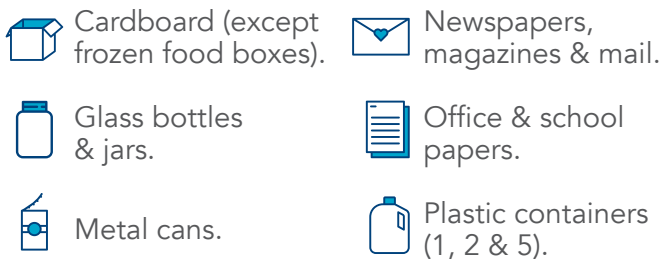
# Kev muab khoom seem zom dua los sis sib pauv dua tsim lwm yam tshiab

## KEV MUAB KHOOM SEEM ZOM DUA LOS SIS SIB PAUV DUA TSIM LWM YAM TSHIAB HAUV TSEV

Many items can be recycled rather than tossed in the trash. Get started with these easy steps.

- 1. Rinse all containers.** It's okay to leave caps on. Do not crush or flatten containers so machines can better sort them.
- 2. Flatten boxes.** Keep cardboard boxes and paper items dry.
- 3. Put them in your bin.** Place all recyclables loose in your recycling cart. Do not use plastic bags. They jam the sorting machines.

### ITEMS ACCEPTED



#### Learn more.



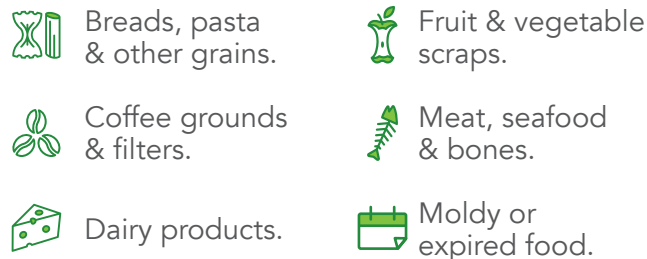
Scan to see more accepted items and other household recycling tips.

## KHOOM SEEM NTAWM KHOOM NOJ HAUS

Over 20% of our trash is wasted food. Start collecting food scraps by following these steps.

- 1. Get equipped.** Find a container to collect food scraps. Pick up free compostable bags at a collection site.
- 2. Collect food scraps.** Line your container with a compostable bag and fill it with food scraps and other accepted items.
- 3. Drop it off.** Bring your filled compostable bag to a collection site. Pick up another free bag while you are there.

### ITEMS ACCEPTED



#### Learn more.



Scan to see more accepted items and to find a collection site near you.

## KHOOM PHOM SIJ SEEM HAUV TSEV

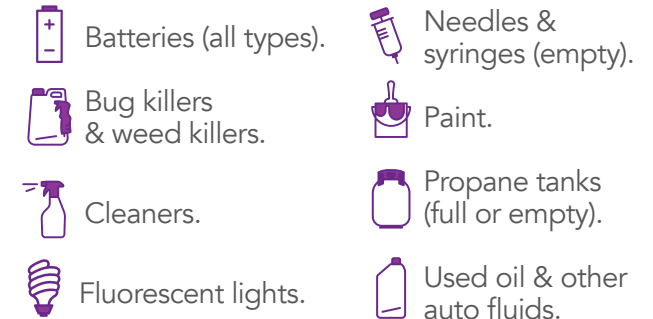
Properly dispose of household chemicals and other items that don't belong in the trash.

- 1. Gather unwanted hazardous products.** If the label says *caution*, *warning*, *danger* or *poison*, it doesn't belong in the trash.
- 2. Never mix chemicals.** Mixing chemicals can be dangerous and prevents recycling.
- 3. Bring items to a collection site.** Load items into your trunk or cargo bed for safe transport.



Check out the free Product Reuse Center at the year-round site in Saint Paul.

### ITEMS ACCEPTED



#### Learn more.



Scan to see more accepted items and to find a collection site near you.