

Recycling in Ramsey County

- WRAC Meeting
- April 30, 2024



Do you always check the plastic number when you recycle?



*FOR A MILLION DOLLARS
What plastic numbers are
recyclable in MN?*



FILSAN IBRAHIM,
SUPERVISOR
MINETTE SAULOG
TUTU FATUKASI
URIEL ROSALES
TLATENCHI

SOLID WASTE PROGRAMS

- Partner with cities to make sure residents have efficient equitable recycling services, and they provide technical assistance, consulting, and financial assistance to these cities, through state funds
- Work with school districts to adopt and apply sustainability and environmental justice policies and implement waste reduction, reuse and recycling programs with grants and technical assistance
- Strategize ways to increase recycling in apartment buildings
- Partner with public, private and non-profit entities to manage waste as a resource through a variety of ways
- Support EH Fellowships Program

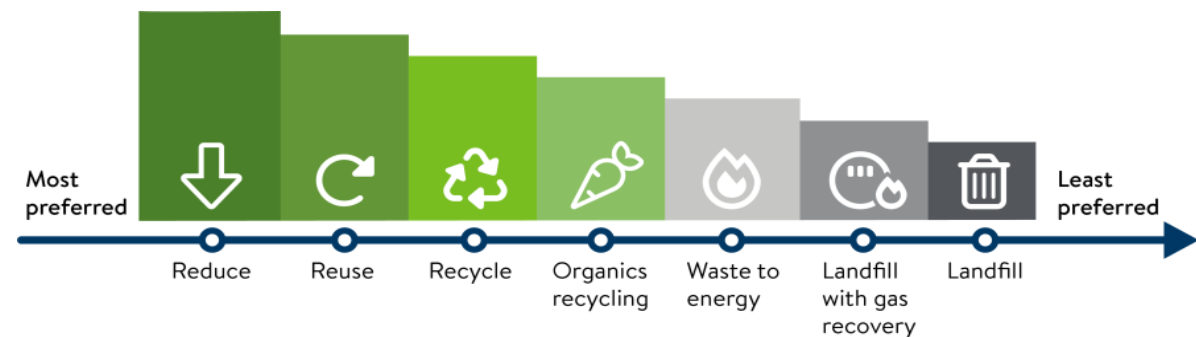
Ramsey & Washington Waste Designation

- Implemented January 1, 2018
- All MSW generated in the two counties required to be transported to the Recycling & Energy Center for processing (directly or via transfer)
- Hauler compliance is essential
- Allows Ramsey County to monitor year-to-year volume of waste deliveries, and types of materials collected and delivered, to the R&E and contracted transfer stations
- Applies to waste after collection, regardless of when it was collected or from where (residential or commercial)



Recycling in Single Unit Homes and Multiunit Homes

- MN Waste Management Act, which governs solid waste and materials management activities in the state
- The Minnesota Pollution Control Agency (MPCA) is responsible for establishing solid waste policy and planning in accordance with Minnesota's Waste Management Act
 - State law requires that all residents have the opportunity to recycle
- 17 Cities in Ramsey County
 - SUD= 226,990
 - MUD= ~4,000
- 9 Organized Cities
- Cities have contracts in place with haulers which might only be for recycling or a combined trash and recycling contract



Commercial Recycling: Businesses, Schools & More Opportunities

- Commercial recycling law (MN Statute 115A.151)
 - Business/building generates more than 4 cubic yds of trash/week – required to collect at least three types of recyclables (applies to Ramsey and other metro counties)
 - Multi-unit dwellings also required to have recycling under this law
- BizRecycling grant program
- School recycling grants through Ramsey, R&E programs
- Improving access and equity
- Data collection hurdles



Businesses and Institutions

2022 BizRecycling Impact

\$448,940

in grants
awarded

891

tons of CO₂ avoided
equivalent to 162 cars

\$57k

in annual cost savings
to businesses

231

businesses
received on-site
consultations

17

started
collecting
recycling

20

started
collecting
organics

83

awarded
grants

56

made improvements
to existing collection
systems

1.6

million pounds of
waste diverted from
the trash

19%

of businesses that
received grants are
owned by people of color

95,403

pounds of waste
diverted from the trash

80

pounds of CO₂ avoided

\$15,900

in annual cost savings
to apartments

Apartments and Condos

131

new apartments
received on-site
consultations

21

apartments started
collecting recycling

5

apartments started
collecting organics

35

awarded
grants

\$380,357

in grants awarded

35%

of buildings are
in neighborhoods
highly vulnerable
to climate change

Funding to Support Recycling Programs

- County Environmental Charge (CEC)
 - Rate is 28% for residential, 53% for non-residential & commercial
 - Service charge collected from customers by haulers
 - Funds programs administered by Ramsey County (e.g. BizRecycling through the R&E, food scraps, HHW, yard waste, Fix-It Clinics)
- SCORE
 - Receive two payments/year from MPCA (approx. \$1.6M in 2023)
 - Annual reporting required to remain eligible
 - Passed to Ramsey municipalities to support recycling programs

Comparison: TOTAL RESIDENTIAL RECYCLING--CURBSIDE, MULTI-UNIT, & MUNICIPALLY-SPONSORED DROP-OFF SITES & CLEANUP EVENTS:

Pounds of Recycling per Household per Year, 2022

City	Recycling (tons)	lb of Recycling	Population	HH Count	Recycling per Capita	Recycling per HH	Ranking by Capita	Ranking by HH
Arden Hills	762.6	1,525,260	9,939	3,125	153.5	488.1	7	6
Falcon Heights	379.6	759,140	5,617	1,936	135.2	392.1	12	7
Gem Lake	25.4	50,800	528	213	96.2	238.5	15	13
Lauderdale	171.3	342,580	2,271	1,205	150.8	284.3	8	12
Little Canada	726.1	1,452,120	10,501	4,891	138.3	296.9	11	11
Maplewood	12,192.7	24,385,320	42,088	15,983	579.4	1,525.7	3	2
Mounds View	374.8	749,620	13,513	5,190	55.5	144.4	16	16
New Brighton	1,390.3	2,780,640	23,454	13,232	118.6	210.1	14	14
North Oaks	619.7	1,239,460	5,351	1,856	231.6	667.8	4	4
N St Paul	4,352.8	8,705,520	12,406	3,665	701.7	2,375.3	1	1
Roseville	2,755.8	5,511,600	36,644	16,074	150.4	342.9	9	9
St Paul	22,303.1	44,606,260	310,368	125,790	143.7	354.6	10	8
Shoreview	2,491.7	4,983,380	26,921	24,536	185.1	203.1	5	15
Vadnais Heights	829.8	1,659,580	12,912	5,388	128.5	308.0	13	10
White Bear Lake	7,673.4	15,346,820	23,797	10,626	644.9	1,444.3	2	3
St Anthony V	59.5	119,060	4,629	2,046	25.7	58.2	17	17
White Bear Town	1,085.9	2,171,800	11,789	4,329	184.2	501.7	6	5

Ramsey County Materials Collected for Recycling by Year 2011-2022

Source: MPCA 2022 SCORE Report

Recycling: The evolving ton: composition of recycling tons by category

As both products and consumption change over time, the composition of what makes up a ton of recycling also changes. Paper and glass continue to decrease as a percentage of recycling. This is likely due to digital consumption of media and light-weighting of materials.

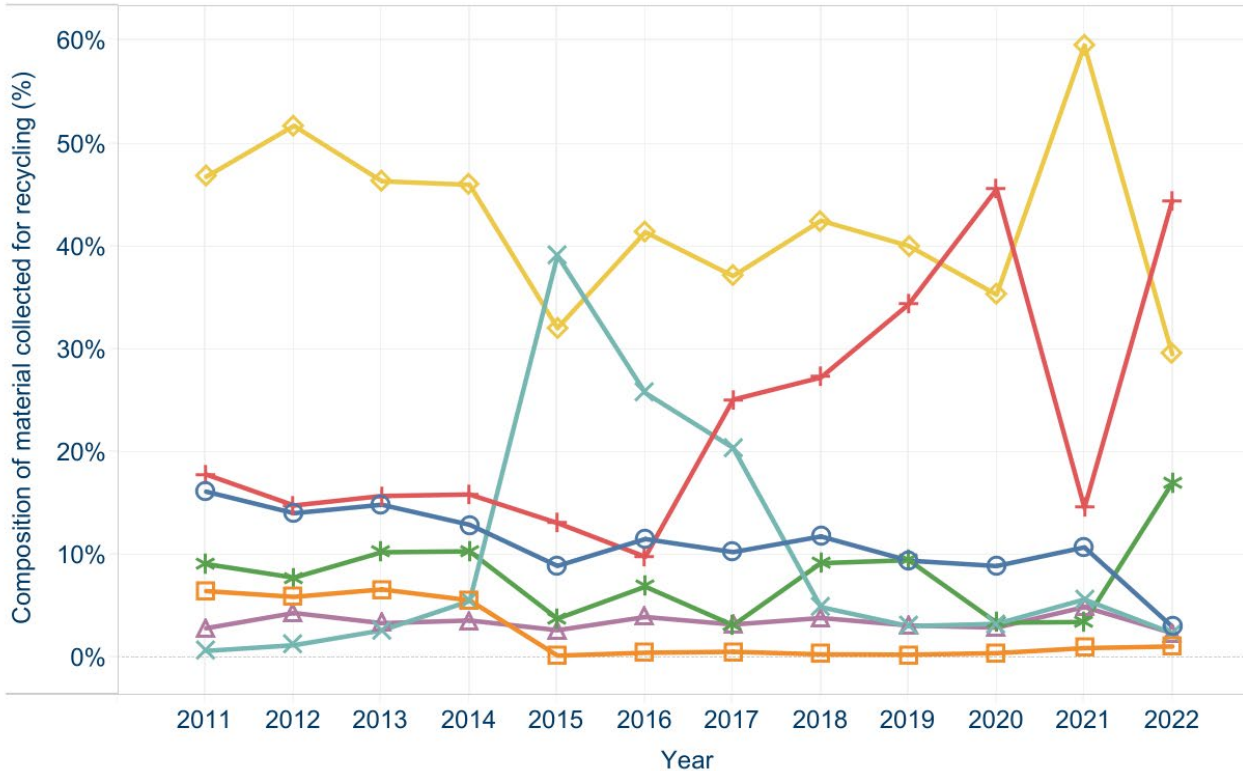
The graph type drop-down provides different ways to look at the information, including overall tons collected by category.

Yard waste has only been counted toward recycling rates since 2013, so in order to better compare to historical data, the MPCA recommends not including yard waste in the totals.

Include yard waste?
No

Graph type
Line graph

Year
2011 to 2022



Jump to section:

Reduction

Reuse

Recycling

Waste to Energy

Landfilling

Region
 Statewide
 Greater MN
 Metropolitan Area

County
 Ramsey

Glass

Hazardous

Metal

Organic

Other

Paper

Plastic

Page 9 of 16

Definitions

About

Download instructions

Education

DIRECTRICES PARA EL RECICLAJE

¡SÍ!

Limpios y vacíos
DEJE LAS TAPADERAS PUESTAS



ENVASES DE CARTÓN PARA ALIMENTOS Y BEBIDAS



METAL
Envases de acero/aluminio y papel de aluminio



VIDRIO
Botellas y frascos solamente



PAPEL
Cartón (aplanado), papel de oficina, periódico, revistas



PLÁSTICO
Botellas, jarras y recipientes de plástico solamente

¡NO!



No bolsas ni envolturas de plástico
Limpie y regrese estas al comerciante donde las obtuvo



No a los artículos que se enredan
Ganchos, mangueras, alambres, cordones, cuerdas y cadenas



No comida, líquidos, pañales, baterías ni agujas/jeringas



No artículos grandes
Electrónicos, madera, tanques de propano, deshecho metálico, o unisel

Para otras opciones de reciclaje, visite a swalco.org y consulte a nuestra guía en línea "Where Do I Recycle This?" (¿Dónde reciclo esto?)



No artículos de ropa, textiles ni zapatos
Visite a swalco.org para una lista de los sitios de colección de ropa, textiles, o sitios de colección de zapatos para reutilización



Para conocer más acerca del reciclaje en el Condado de Lake, Illinois, o informarse sobre qué hacer con los artículos que no pueden ser depositados en su contenedor de reciclaje (incluyendo otros programas de reciclaje y de reutilización), visite a swalco.org o póngase en contacto con SWALCO al número 847-377-4950.

January 2020

Recycle All of These Items Together in Your Cart

Cardboard & Delivery Pizza Boxes
must be flattened and small enough to fit in the cart

Newspaper with inserts

Milk Cartons & Juice Boxes
rinse clean, replace caps

Glass Bottles & Jars
rinse clean, remove caps and lids

Most Plastic Food & Beverage Containers
empty, rinse, put caps or lids back on when you can #1, #2 & #5 accepted

Magazines, Mail, Phonebooks, Office Paper

Steel & Aluminum Cans, Aerosol Cans, Foil & Trays, Cardboard Food Tubes with metal ends
rinse clean, labels are OK

Boxboard
pop and beer boxes, too!
Please remove plastic liners or bags, flatten

EUREKA! RECYCLING AND MORE

NO PLASTIC BAGS DO NOT BAG YOUR RECYCLING

Items that can always be placed in your recycling cart include:

Items that should never be placed in your recycling cart include:



Paper
Paper (staples OK)
Newspapers
Envelopes
Mail
Phone books
Brochures
Magazines



Cardboard
Flattened cardboard boxes
Food boxes with liners removed
File folders
Poster board
(remove any food or liquid)



Plastics Only
Water bottles
Soda bottles
Milk jugs
Shampoo bottles
Detergent containers



Metal
Aluminum beverage cans
Food cans
(remove any food or liquid substance from metal and plastics)



Plastic Bags & Wrappers



Polystyrene Foam



Greasy Pizza Boxes



Food



Electronics & Batteries

Polystyrene Packing Peanuts

Scrap Metal

Tanglers



Soiled Paper



Clothing & Shoes



Tools



Toys



Hangers

Medical Waste

Diapers

Glass

Household Hazardous Waste Cannot Be Placed in Your Cart

The items below are considered household hazardous waste and cannot be placed in curbside carts. A free drop-off location is listed below. Thank you for keeping our employees and your community safe.

Sarno Landfill Drop-Off Center
3379 Sarno Road, Melbourne, FL
Monday - Saturday, 8 a.m. - 4 p.m. | 321.633.2042

Household Hazardous Waste Products in the Home:

- Aerosol sprays (hair/paint/ bug and oven cleaner)
- Adhesives
- Drain cleaner
- Electronics (10 large electronics per household per year)
- Fluorescent lamps (10 each per household per year)
- CRIs
- Health and beauty aids (polish and remover, rubbing alcohol, peroxide)
- Mercury-containing devices (thermometers/thermostats)
- Rechargeable batteries (NiCad, lithium/button)

Household Hazardous Waste Products Around the Home/In the Garage:

- Auto fluids (antifreeze, brake/power steering, motor oil)
- Auto/boat batteries
- Boat flares
- Gasoline/diesel
- Lighter fluid
- Lubricants
- Oil filters
- Paints/stains/thinners/sealers/solvents
- Roof coatings

Household Hazardous Waste Products in the Yard:

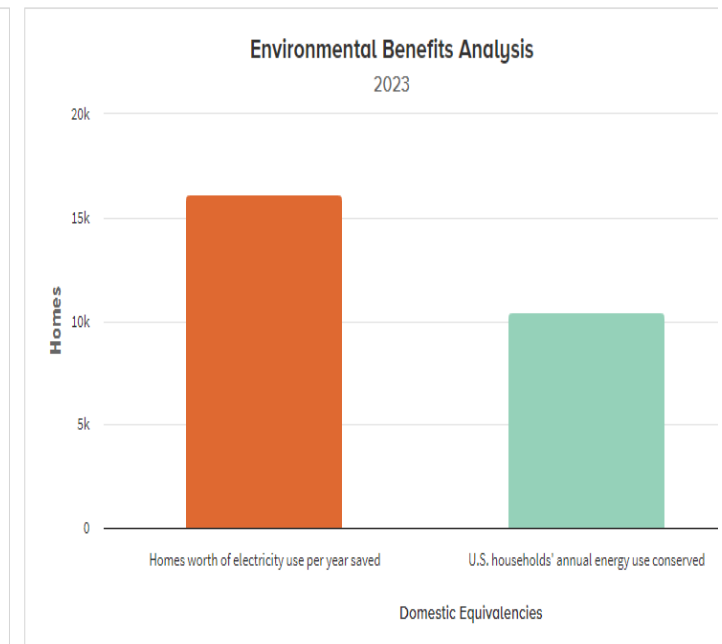
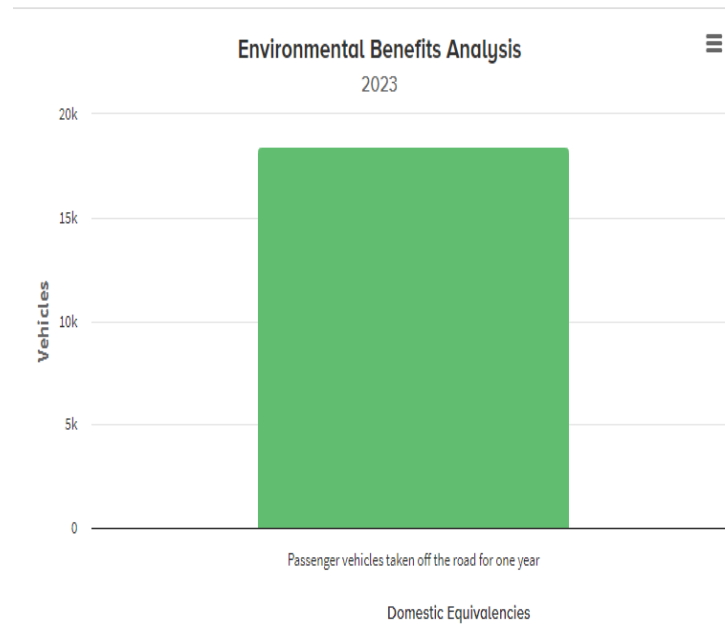
- Fertilizers
- Fungicides
- Tree disp/sprays
- Herbicides
- Insecticides/pesticides
- Pool cleaning supplies
- Prepaco tanks
- Rat poison



Sustainability in Action

Climate and Recycling

- WARM (Waste Reduction Model) developed by the EPA to offer assessments of potential reductions in greenhouse gas emissions, energy conservation, and economic implications associated with various materials management approaches
- [Ramsey County Social Vulnerability](#)
- [ReTrac](#)
- [SCORE Statewide Data](#)
- [Climate Action Plan](#)
- [Community Health Assessment](#)



Climate, Recycling and YOU

- Overall Consumption
- Wishcycling
 - Batteries, tangles, black plastics
 - STP 8.6% North Oaks 7.3%
 - Roseville 8.4 % RC~ 6-10%
- Buying recycled items!





Questions?

Contact info:

Filsan Ibrahim

Filsan.Ibrahim@ramseycounty.us

Minette Saulog

Minette.Saulog@ramseycounty.us