









DAAWO

Follow these steps to learn how to safely dispose of unwanted, expired and unused medicines.

- 1. Keep medicines in their original container.** Put loose medicines in a labeled, clear, resealable bag for legal transport.
- 2. Seal all containers.** Place in a clear, resealable plastic bag, ideally one-gallon or smaller.
- 3. Bring medicine to a collection site.** Place bag in drop box. No uncapped needles or syringes.

ITEMS ACCEPTED

- | | |
|---|---|
|  Capsules & pills. |  IV bags. |
|  Creams & gels. |  Sprays. |
|  EpiPens (unused). |  Syringes (full & capped). |
|  Inhalers. |  Vials. |

Learn more.







Scan to see more accepted items and to find a drop box location near you.

WASAKHDA BEERTA

Follow these steps to properly dispose of leaves, grass, branches and other yard waste.

- 1. Gather yard waste.** Separate leaves and grass from trees, branches and shrubs.
- 2. Bring yard waste to a collection site.** Trees, branches and shrubs are only accepted at some of our yard waste sites. Check to see what is accepted at each location before you go.
- 3. Place yard waste in the correct pile.** Bags, including biodegradable ones, must be emptied on site and taken with you.

ITEMS ACCEPTED

- | | |
|--|---|
|  Branches. |  Leaves. |
|  Garden waste. |  Shrubs (no roots). |
|  Grass clippings. |  Trees (no roots). |

Learn more.



Scan to see more accepted items and to find a collection site near you.

Marka la fiiriyo dib u warshadaynta

Hage kooban oo loogu talagalay dadka deggan degmada Ramsey.



0422 Somali

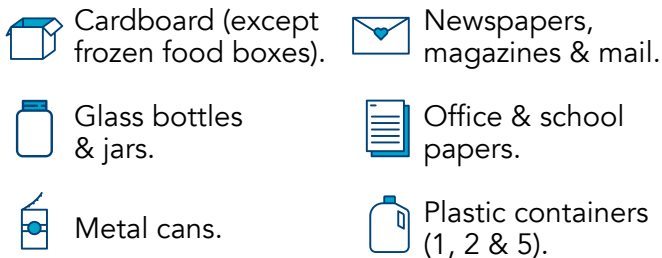
Marka la fiiriyo dib u warshadaynta

DIB U WARSHADAYNTA LAGU SAMEEYO GURIGA

Many items can be recycled rather than tossed in the trash. Get started with these easy steps.

- 1. Rinse all containers.** It's okay to leave caps on. Do not crush or flatten containers so machines can better sort them.
- 2. Flatten boxes.** Keep cardboard boxes and paper items dry.
- 3. Put them in your bin.** Place all recyclables loose in your recycling cart. Do not use plastic bags. They jam the sorting machines.

ITEMS ACCEPTED



Learn more.



Scan to see more accepted items and other household recycling tips.

HARAAYADA CUNTADA

Over 20% of our trash is wasted food. Start collecting food scraps by following these steps.

- 1. Get equipped.** Find a container to collect food scraps. Pick up free compostable bags at a collection site.
- 2. Collect food scraps.** Line your container with a compostable bag and fill it with food scraps and other accepted items.
- 3. Drop it off.** Bring your filled compostable bag to a collection site. Pick up another free bag while you are there.

ITEMS ACCEPTED



Learn more.



Scan to see more accepted items and to find a collection site near you.

WASAKHDA KHATARTA AH EE QOYSKA SOO QUBO

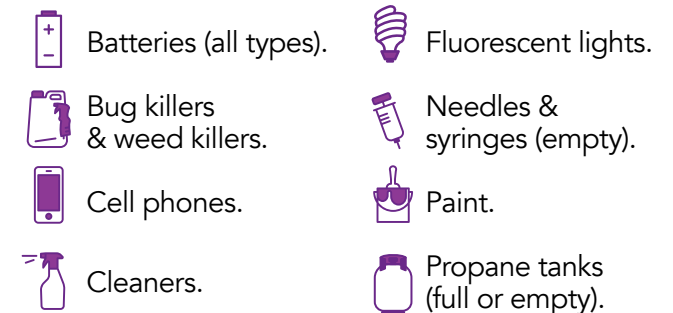
Properly dispose of household chemicals and other items that don't belong in the trash.

- 1. Gather unwanted hazardous products.** If the label says *caution*, *warning*, *danger* or *poison*, it doesn't belong in the trash.
- 2. Never mix chemicals.** Mixing chemicals can be dangerous and prevents recycling.
- 3. Bring items to a collection site.** Load items into your trunk or cargo bed for safe transport.



Check out the free Product Reuse Center at the year-round site in Saint Paul.

ITEMS ACCEPTED



Learn more.



Scan to see more accepted items and to find a collection site near you.