

# Dale Street Safety Conversion Project

## Phase 1 Engagement Summary

On January 10, Ramsey County hosted an in-person open house to kickoff the Dale Street Safety Conversion Project. During the meeting, the County gathered input from the community and heard from various perspectives. Residents had a chance to voice their concerns on safety and pedestrian improvement at certain locations. Additionally, residents were able to converse about the project through presentations and conversations with District Councils.

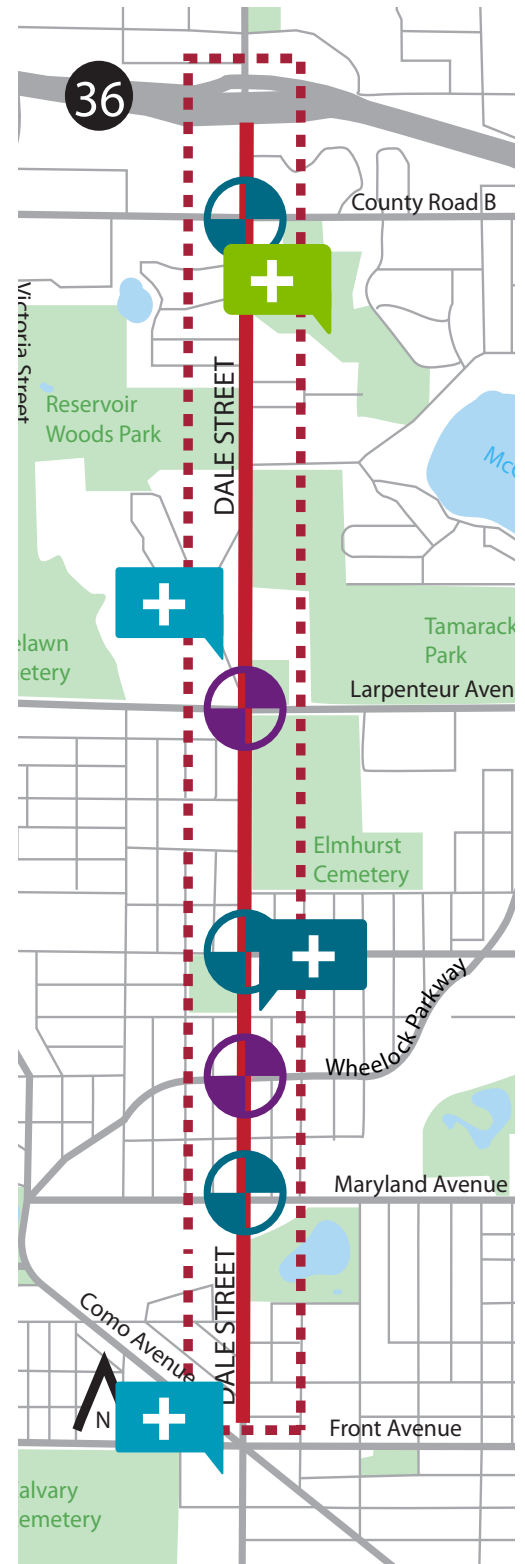
Moving forward into Phase 2 of the project, the County will continue to consult with the community through open houses, neighborhood meetings and project communication channels such as email and phone calls. Starting in summer 2023, a refined conceptual design will be presented to the community for further input.

- Phase 1** January 10: In-person Open House at Como Park High School.
- Phase 2** Summer 2023: Conceptual designs for community input.
- Phase 3** Summer 2023: Conceptual designs for community input.

## What did we hear?

Over 80 community members attended the in-person open house held at Como Park High school on Jan. 10. Attendees learned about the project, explored details and shared their input. There were several project materials covering existing conditions, bike and pedestrian network, purpose and schedule, engagement approach, crash history and initial conceptual designs. Attendees were asked to provide feedback via comment forms and via post-it notes posted directly on the presentation boards and initial conceptual designs.

This document provides a summary of all the feedback received at the public meeting and highlights the recurring key themes. In addition to the feedback given verbally to the project team, there was a total of 155 written comments provided during the open house.



## What engagement has occurred?

At a glance, written feedback from the public meeting focused on pedestrians, roadway and signalization, general safety and a desire to see bike lanes implemented along and on the corridor. The below summary provides further insight into the types of feedback received.

Comments were organized into 14 themes to understand common topics and input areas. As shown in the graphic below, a majority of the comments were connected to pedestrian concerns and roadway design, though many comments overlapped with multiple themes.



# Engagement Comments

Feedback during the public meeting was robust, and the county analyzed each comment carefully to discern feedback themes. From that analysis several key themes and community ideas emerged, some of which are listed below:

## Pedestrians

62 comments identify a desire for infrastructure improvements including sidewalks and crossing treatments.

### Example Comments:

*"Sidewalks along Elmhurst Cemetery"*

*"Add bump outs at pedestrian crossings"*

*"Sidewalks and flashing crosswalks for kids and families accessing parks and neighborhoods."*

## Roadway Design

55 comments discuss desired roadway and signalization improvements including signalization, lane configuration and intersections.

### Example Comments:

*"Concerns for traffic build up with 4 to 3 lane conversion."*

*"Support for 4 to 3 lane conversion"*

*"Consider narrower drive lanes"*

## Safety

44 comments highlight safety concerns for all modes of transportation.

### Example Comments:

*"Looking at intersection of Jessamine and Dale for safety improvements"*

*"Severe crash area at Maryland Avenue with Conny's and bus stop"*

*"High impact car crashes at Roselawn Avenue"*

# Engagement Comments Continued

## Supportive of Bike Lanes

35 comments support the inclusion of bike lanes along Dale Street for parts or all of the study area.

Example Comments:

*"Protected bike lanes from Como to Wheelock"*

*"Consider bike lanes with physical barriers"*

*"Support for one-way bikeways on either side of the road"*

## Transit

22 comments regarding existing transit routes, desires for station improvements, accessibility, and quality of stops.

Example Comments:

*"I feel like the bus infrastructure could be better. Dedicated space for on boarding would be great and then better lights for pedestrian crossings!"*

*"Improve Transit Boarding"*

*"Add improved bus stops with center area for waiting that can be plowed to allow for safety waiting for city bus"*

## Speed

19 comments noting concerns of excessive speeds and desires for regulating speeds throughout the study area.

Example Comments:

*"Consistent speed limit"*

*"Slow it down"*

*"Significant bump out corners to slow/calm traffic"*

*"Landscaping to slow speeds & an aesthetically appealing corridor"*

*"Sidewalks and flashing crosswalks for kids and families accessing parks and neighborhoods"*

*"Landscaping to slow speeds "Speed is a major problem at Larpenteur and Roselawn" & an aesthetically appealing corridor"*

## Other Engagement Comments

The previous pages highlighted the six key themes and ideas that emerged most frequently during engagement activities. The following seven themes were also identified from the feedback in a frequency of 10 or less comments.

### Refuge

9 comments noting desires for raised medians and refuge areas for midblock and intersection crossings.

### Parking

8 comments regarding support for maintenance of on-street parking along Dale Street.

### Opposition of Conversion

7 comments of general opposition of the project as a whole.

### Development

6 comments referencing upcoming development or businesses that would have changes in traffic volumes or needs

### Opposition of Bike Lanes

5 general comments of opposition of the inclusion of bike lanes along Dale Street.

### Design & Engagement

4 questions and concerns about the overall process, how decisions are made, and suggestions for future engagement formats.

### Construction Impacts

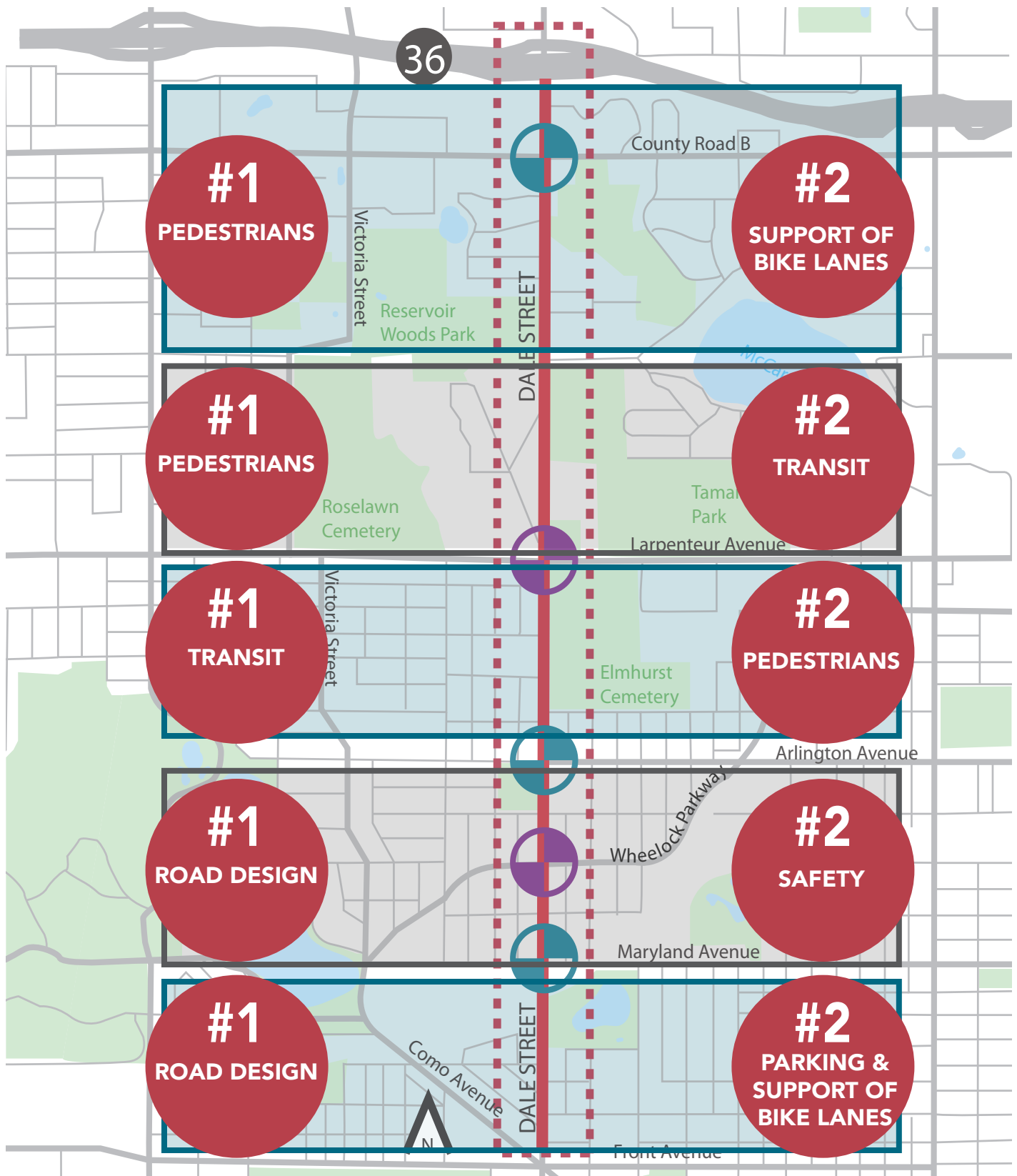
3 questions and concerns about roadway resurfacing and impacts to residents during the project construction

### Landscaping

1 comment noting a desire to see open green space and plantings on the corridor.

# Common Themes by Location

Feedback gathered during the open house was collected with reference to specific locations within the study area. The following graphic identifies the most common comment themes by section of the study area.



# Engagement Process

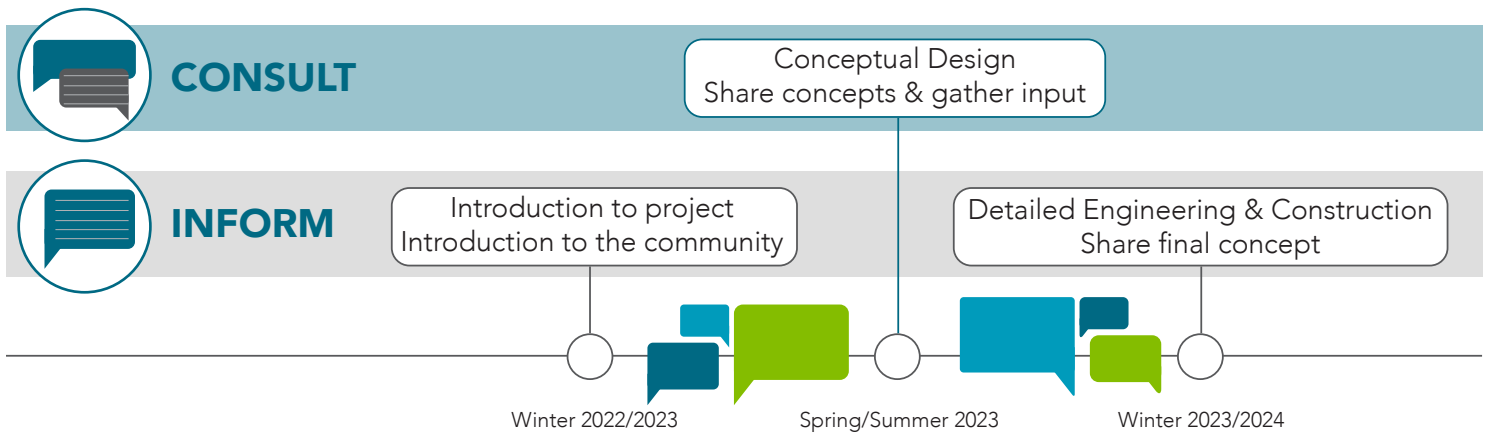
## INFORM

<b>GOAL:</b>	Provide information to assist in the understand of the issues, alternatives and solutions.
<b>COMMUNITY COMMITMENT:</b>	Keep the community informed of project progress and updates.

## CONSULT

<b>GOAL:</b>	Gather feedback on analysis, alternatives and decisions.
<b>COMMUNITY COMMITMENT:</b>	Keep the community informed, listen to and recognize concerns, and provide information on how feedback is used.

## Engagement Timeline



## Get Involved!



Engagement opportunities will be available to share the preliminary design concepts and gather community feedback. Activities may include surveys and open houses.

Learn more at [ramseycounty.us/DaleStreetConversion](https://ramseycounty.us/DaleStreetConversion)

### Project Contacts:

Luis Flores | Luis.Flores@ramseycounty.us